



PRESENTED BY



2017



PLAYOFFS

ROUND 2 - PLAYOFF MEDIA GUIDE

DC FAMILY



WASHINGTON WIZARDS PLAYOFF ROSTER

#	NAME	POS	DOB	EXP	HT	WT	FROM
3	Bradley Beal	G	6/28/93	5	6-5	207	Florida
44	Bojan Bogdanovic	F/G	4/18/89	3	6-8	225	Bosnia & Herzegovina
33	Trey Burke	G	11/12/92	4	6-1	191	Michigan
13	Marcin Gortat	C	2/17/84	10	6-11	240	Poland
7	Brandon Jennings	G	9/23/89	8	6-1	170	Oak Hill Academy
28	Ian Mahinmi	C	11/5/86	9	6-11	262	France
9	Sheldon McClellan	G/F	12/21/92	1	6-6	200	Miami (FL)
1	Chris McCullough	F	2/5/95	2	6-9	215	Syracuse
5	Markieff Morris	F	9/2/89	6	6-10	245	Kansas
32	Daniel Ochefu	F	12/15/93	1	6-11	245	Villanova
12	Kelly Oubre Jr.	F	12/9/95	2	6-7	205	Kansas
22	Otto Porter Jr.	F	6/3/93	4	6-8	198	Georgetown
31	Tomas Satoranšký	G/F	10/30/91	1	6-7	210	Czech Republic
14	Jason Smith	F/C	3/2/86	9	7-0	240	Colorado State
2	John Wall	G	9/6/90	7	6-4	210	Kentucky

PLAYOFF EXPERIENCE

NAME	G	PPG	RPG	APG	LAST PLAYOFF APPEARANCE	FURTHEST ADVANCED*
Bradley Beal	27	22.2	4.9	4.0	Lost to Hawks (2-4) in Second Round (2015)	Second Round (See Last Playoff Appearance)
Bojan Bogdanovic	12	10.0	4.1	1.0	Lost to Hawks (2-4) in First Round (Nets, 2015)	See Last Playoff Appearance
Trey Burke					First Playoff Appearance	
Marcin Gortat	73	6.0	5.6	0.8	Lost to Hawks (2-4) in Second Round (2015)	Lost in Finals (Magic, 2009)
Brandon Jennings	17	12.6	2.2	3.4	Lost to Heat (0-4) in First Round (Bucks, 2013)	First Round
Ian Mahinmi	56	3.1	2.7	0.2	Lost to Raptors (3-4) in First Round (Pacers, 2016)	Won NBA Finals (Mavericks, 2011)
Sheldon McClellan	3	1.3	0.0	0.0	First Playoff Appearance	
Markieff Morris	6	11.2	5.5	1.2	First Playoff Appearance	
Chris McCullough					First Playoff Appearance	
Daniel Ochefu	3	0.0	0.3	0.0	First Playoff Appearance	
Kelly Oubre Jr.	6	5.2	2.5	0.7	First Playoff Appearance	
Otto Porter Jr.	19	8.5	5.9	1.4	Lost to Hawks (2-4) in Second Round (2015)	See Last Playoff Appearance
Tomas Satoranšký	5	0.0	0.2	0.4	First Playoff Appearance	
Jason Smith	18	3.0	2.3	0.3	Lost to Lakers (2-4) in First Round (Hornets, 2011)	First Round (See Last Playoff Appearance)
John Wall	24	19.9	4.2	9.3	Lost to Hawks (2-4) in Second Round (2015)	Second Round (See Last Playoff Appearance)

*Entering 2017 Playoffs



TABLE OF CONTENTS

Ownership

Ted Leonsis 8

Basketball Operations

Ernie Grunfeld..... 10
Tommy Sheppard and Frank Ross..... 12
Scott Brooks 13
Coaching Staff 14

Players

Bradley Beal 18
Bojan Bogdanovic 20
Trey Burke 22
Marcin Gortat 24
Brandon Jennings 26
Ian Mahinmi 28
Chris McCullough 30
Sheldon McClellan 32
Markieff Morris 34
Daniel Ochefu 36
Kelly Oubre Jr. 38
Otto Porter Jr. 40
Tomáš Satoranský..... 42
Jason Smith 44
John Wall 46

Round One Review

Game Notes 54
Wizards Statistics..... 56
Wizards vs. Hawks Box Scores 57
Celtics Statistics 59
Celtics vs. Bulls Box Scores 60

2016-17 Season In Review

Game Notes 63
Final Statistics 67
Regular Season Highs..... 68
Game-By-Game Results 69
Breakdown..... 71
Games Missed..... 72
Game-by-Games 73

Post Season Records

All-Time Playoff Results..... 91
Franchise Playoff Leaders..... 93
Individual Single Game Highs..... 94
Opponent Individual Single Game Highs 95
Single Game Team Highs..... 96
Single Game Team Lows 97
Opponent Single Game Team Highs 98
Opponent Single Game Team Lows..... 99
Two Team Combined Highs/Lows 100

Opponents

Boston Celtics 103
Cleveland Cavaliers..... 107
Toronto Raptors..... 111
Playoff Bracket..... 115

League Statistics

NBA Standings 117
League Leaders..... 118
Single Game Highs/Lows..... 121
Final Team Statistics 122
Final Opponent Statistics..... 123
Final Team Statistics Per Game 124
Final Opponents Statistics Per Game..... 125
Team/Opponents/ Team-Opponent Statistics (Rank Within NBA) 126
Miscellaneous Team Statistics 127
Attendance..... 128

Executive Editor: DeAndre Phillips

Associate Editors: Scott Hall, Patrick Rees, Ketsia Colimon, Justin Trujillo, Olivia Hill

Creative Design: Chuck Kacsur

Photography: Ned Dishman, NBA Photos

Research Assistance: Kevin Hines, Santo Labombarda, Bob Rosen, Chris Thorn, Steve Hirdt
Elias Sports Bureau

© 2017 Washington Wizards

All NBA and team insignia depicted in this publication are the property of NBA Properties, Inc. and the respective teams of the NBA and may not be reproduced for commercial purposes without the prior written consent of NBA Properties, Inc. The information contained in this publication was compiled by the Washington Wizards and is provided as a courtesy to our fans and the press and may be used only for personal or editorial purposes. Any commercial use of this information is prohibited without the prior written consent of the Washington Wizards.



MEDIA INFORMATION

The Wizards communications staff would like to welcome you to playoff basketball in the Nation's Capital. Listed below, you will find pertinent information that will help in your playoff coverage:

WIZARDS PR CONTACTS:

Scott Hall Vice President of Communications (202) 369-7620 shall@monumentalsports.com	Patrick Rees Director of Basketball Communications (202) 365-7920 prees@monumentalsports.com
DeAndre Phillips Director of Media Relations (305) 479-7530 dphillips@monumentalsports.com	Ketsia Colimon Director of Corporate Communications (571) 235-6305 kcolimon@monumentalsports.com

MEDIA CREDENTIALS:

Media should be advised that all 2016-17 full season credentials will be valid for the first three rounds of the 2017 Playoffs. However, media seating, photographer spots and workspace will be limited and must be reserved by emailing credentials@monumentalsports.com. As a reminder, no ENG cameras except live television cameras, NBAE cameras, in-arena cameras and the team videographer are permitted on the baselines per NBA rules. Single-game media credentials can be requested by e-mailing credentials@monumentalsports.com.

MEDIA ENTRANCE:

The Verizon Center media entrance will open 3 hours prior to the start of each game.

TEAM TRAVEL INFO, PRACTICE AND SHOOTAROUND TIMES:

The Wizards communications staff will send out daily emails to the media throughout the playoffs with travel information as well as practice and shootaround times. To confirm any of this information, please don't hesitate to contact a member of the Wizards communications department.

MEDIA AVAILABILITY:

Either the final or first 15 minutes of practices and shootarounds will be open to the media (depending on the practice schedule of both teams). Head Coach Scott Brooks and players will be available to the media after practices. **As in the regular season, on game days with a morning shootaround, all Wizards players will fulfill their media obligations at shootaround.** Both locker rooms will be open 75 minutes prior to the game for a total of 30 minutes on game days (and will re-open postgame after the head coach's press conference). Key players from both teams will be available at the postgame press conference located on the practice court.

HEAD COACH AVAILABILITY (VERIZON CENTER):

Wizards Head Coach Scott Brooks: 1 hour and 45 minutes prior to tip off. Celtics Head Coach Brad Stevens: 1 hour and 30 minutes prior to tip off. Both head coaches will hold their pre and post game availability on the practice court.



VERIZON CENTER WIRELESS INFORMATION:

Network: MSE-Public
Password: Monumental17

MEDIA DINING:

Media dining will open 3 hours prior to the start of each game. The cost for media dining is \$10.

MEDIA PARKING:

Media members are encouraged to park in the pay garage under the Verizon Center. Entrance located on 6th and G Streets, NW.

EASTERN CONFERENCE PR MEDIA CONTACTS:

Boston Celtics	Jeff Twiss	Cell: 617-877-4420	jtwiss@celtics.com
Cleveland Cavaliers	B.J. Evans	Cell: 216-644-7765	bevans@cavs.com
Toronto Raptors	Jim LaBumbard	Cell: 416-902-4311	jlabumbard@torontoraptors.com

ROUND 2 GAME SCHEDULE:

Game 1	Sun., April 30	Washington at Boston	1:00PM	ABC
Game 2	Tue., May 2	Washington at Boston	8:00PM	TNT
Game 3	Thu., May 4	Boston at Washington	8:00PM	ESPN
Game 4	Sun., May 7	Boston at Washington	6:30PM	TNT
Game 5*	Wed., May 10	Washington at Boston	TBD	TNT
Game 6 *	Fri., May 12	Boston at Washington	TBD	ESPN
Game 7 *	Mon., May 15	Washington at Boston	8:00PM	TNT

*If necessary


Radio: WFED 1500 AM/Wizards App for all games

MONUMENTAL SPORTS NETWORK

Monumental Sports Network will be extending its award-nominated series “Wiz Got Next” into the playoffs, with original episodes every game day. Anchored by hosts Dan Nolan and Wes Hall, and powered by Monster Products, Wiz Got Next is a fast-paced, quick-hit rundown featuring all of the analysis fans need to get ready for the next game. The Network will also connect fans directly to the team through daily post-practice and post-game insights from players and coaches. Rounding out the coverage will be “Fastbreak” -- exclusive pre-game analysis from the Wizards’ radio duo of Dave Johnson and Glenn Consor. All Wizards programming on Monumental Sports Network is available through the Network’s apps on iPhones, Android devices, Apple TV, Roku, Amazon Fire, Chromecast and Xbox, as well as directly through MonumentalSportsNetwork.com and Monumental Sports Network’s Facebook page.



MONUMENTAL SPORTS & ENTERTAINMENT



TM

MONUMENTAL
SPORTS★ENTERTAINMENT

Monumental Sports & Entertainment (MSE), located in Washington, D.C., is one of the largest integrated sports and entertainment companies in the country with one of the most diverse partnership groups in all of sports. MSE owns and operates five professional sports teams: the AFL's Baltimore Brigade and Washington Valor, NBA's Washington Wizards, NHL's Washington Capitals and WNBA's Washington Mystics. The company is also co-owner of aXiomatic, which has controlling interest in global esports franchise Team Liquid, and owns and operates Verizon Center in Washington, D.C., which is annually ranked as one of the top venues in the world by industry publications Billboard, Pollstar and Venues Today. Monumental Sports & Entertainment also manages Kettler Capitals Iceplex, the state-of-the-art training facility for the Capitals and EagleBank Arena on George Mason University's campus. The District of Columbia and Events DC are building a new sports and entertainment facility in Southeast DC on the St. Elizabeth's East campus. The facility will feature a state-of-the-art training facility for the Washington Wizards and Washington Mystics and will also include a 4,200-seat arena which will become the new home of the Washington Mystics. The facility is scheduled to open in the fall of 2018. Monumental Sports & Entertainment also co-owns and operates Monumental Sports Network with the NBC Sports Group. Monumental Sports Network is the mid-Atlantic region's top destination for exclusive fan experiences and original sports content across desktop, tablet, mobile and OTT streaming devices. Visit www.monumentalsports.com.

WASHINGTON **WIZARDS**

OWNERSHIP & BASKETBALL OPERATIONS





TED LEONSIS

Monumental Sports & Entertainment

Ted Leonsis is founder, chairman, majority owner and CEO of Monumental Sports & Entertainment, which owns and operates the Washington Capitals (NHL), Washington Wizards (NBA), Washington Mystics (WNBA), Washington Valor (AFL), Baltimore Brigade (AFL) and Verizon Center in downtown Washington, D.C. The partnership operates Kettler Capitals Iceplex, the Washington Capitals' training facility and front office headquarters, and George Mason University's EagleBank Arena. Monumental also is co-owner of aXiomatic, which has controlling interest in global esports franchise Team Liquid; Mr. Leonsis is co-executive chairman of aXiomatic.



The company also owns Monumental Sports Network, a first-of-its-kind regional sports network for digital, mobile and over-the-top platforms. Customizable features and the ability to deliver content across multiple platforms and devices allow users to access content wherever and whenever they prefer. Monumental Sports Network offers an OTT service providing live streaming of Mystics and Valor games as well as additional live events and games.

Monumental and CSN Mid-Atlantic, part of the NBC Sports Group, formed an advanced media partnership that not only extended CSN's exclusive media rights to the Capitals and Wizards but also saw Monumental become an equity partner in CSN. NBC Sports Group also invested in Monumental Sports Network, creating a cross-equity leadership structure. Monumental, a sports, entertainment, media and technology company, was formed in June 2010 and serves a thriving regional sports community. It is the only privately held company in a top-10 market to own and operate four professional sports teams and its arena.

In September 2015 Washington, D.C., Mayor Muriel Bowser, Events DC and Monumental Sports & Entertainment announced plans to construct an entertainment and sports arena in Ward 8. The new venue and basketball facility will include practice courts for the Wizards and serve as the Mystics home court. This is a joint venture that includes the city, Events DC and Monumental Sports & Entertainment, who will be a tenant, leasing space from the city, and Events DC will manage and program the facility. The arena is part of the St. Elizabeths East Campus redevelopment and is expected to generate significant expansion of arts, cultural, entertainment and civic programming. This project is designed to be catalyst for new opportunities in Ward 8 and citywide and create a destination for residents and visitors.

Mr. Leonsis serves on the board of governors for the NBA and NHL as well as on the executive committee of the NHL. He previously was chairman of the NBA media committee.

Revolution and Venture Capital Investor

Mr. Leonsis is a cofounder and partner at Revolution Growth, which invests speed-up capital in businesses outside of Silicon Valley that are leveraging technology and new models to disrupt existing, multi-billion dollar industries. The firm makes a select group of investments each year, typically investing \$25-50 million per deal, and invests in some of the economy's largest sectors including sports, media, entertainment and education technologies, transportation, energy, financial services, food and government services. Investments include companies such as Sportradar USA, DraftKings, Bedrock Manufacturing (parent company of Shinola and Filson), Resonate, Oporo, CustomInk, Cava and sweetgreen. He also serves on the boards of several public companies ranging from American Express to Groupm.

He also has made investments and owned equity in numerous companies, including Google, AOL, Revolution Money, AddThis, Preview Travel (Travelocity), GridPoint, Inside.com, MobilePosse, ObjectVideo, Vox Media, Zedge, Triporati, Personal, I-Village, Proxicom, Cricket Media, MediaBank, Two Harbors, Videology, Algentis, Social Radar and Forbes' Travel Guide.

Filmmaker and Digital Entrepreneur

Mr. Leonsis created and produced the award-winning film Nanking. The film premiered at the 2007 Sundance Film Festival and was awarded the Documentary Editors Award. The film went on to win a Peabody Award and an Emmy Award. The film was distributed theatrically, appeared on HBO and is one of the most viewed documentaries of all time because of its wide distribution in theater and on television throughout China. Mr. Leonsis also produced the documentary film Kicking It, which premiered at the 2008 Sundance Film Festival and aired on ESPN. He then produced A Fighting Chance, which aired on ESPN in 2010. In 2013 he produced Lost for Life, a documentary that explores juvenile offenders who have been sentenced to life without parole. Lost for Life was broadcast in 58 countries in 2014 and garnered both critical acclaim and ratings success. Most recently he produced the documentary We the People: The Market Basket Effect, which aired on Pivot and iTunes and was released theatrically.



Mr. Leonsis is the founder and chairman of ViewLift, a full-service content distribution platform for the web, OTT and mobile, which empowers media companies, sports leagues and teams, education providers and others to monetize their content through native branded apps on every major digital device. ViewLift offers a complete end-to-end solution for creating, launching and monetizing video applications across 28 device platforms, including mobile, over-the-top, connected TV and game consoles. Mr. Leonsis also is the founder, chairman and largest shareholder in SnagFilms, which has more than 5,000 movies, TV show episodes, documentaries and original comedy shorts in its free, online digital library.

Philanthropy

Through the Leonsis Foundation, his sports teams, the Monumental Sports & Entertainment Foundation, SnagFilms and his family's personal giving, hundreds of charities are served each year. In 2015 Mr. Leonsis was named chairman of the board of DC-CAP (District of Columbia College Access Program), which is dedicated to encouraging and enabling D.C. public high school students to enroll in and graduate from college.

Other highlighted charities and causes include Best Buddies, DC Central Kitchen, See Forever Foundation, Venture Philanthropy Partners, Street Soccer USA, YouthAIDS, GlobalGiving.org, College Success Foundation - District of Columbia, Potomac School, Georgetown University, Children's Hospital, Potomac Valley Amateur Hockey Association, Salvation Army Angle Tree, Alliance for Lupus Research, Serve DC, Fort Dupont Ice Arena and Ice Hockey Club, USO of Metropolitan Washington, Capital Area Food Bank, Flashes of Hope, Inova Health System Foundation, UNICEF, obesity prevention and numerous local schools and cancer research and awareness programs.

As the former vice chairman of Washington 2024, Mr. Leonsis assumed a leading role in guiding the region's bid for the 2024 Summer Olympic and Paralympic Games. In June 2014 the United States Olympic Committee identified Washington and three other cities as potential locations.

AOL

During his almost 14-year career at AOL, Mr. Leonsis served as president of America Online Services Company, president of AOL Studios, president of AOL Web Properties, vice chairman and president of AOL Core Services, vice chairman and president of AOL Audience Business and vice chairman emeritus. The company recorded its greatest levels of innovation and growth under his leadership, and in May 2010 AOL named a central office tower The Leonsis Creative Center in his honor. Mr. Leonsis retired from active management of AOL in 2006.

Author

Mr. Leonsis has authored numerous books, including *Blue Magic: The People, Power and Politics Behind the IBM PC* and *The Business of Happiness: 6 Secrets to Extraordinary Success in Work and Life*.

Leonsis Facts

- Blogs regularly at Ted's Take (TedsTake.com)
- Previously served a 12-year term on the board of directors at Georgetown University
- Coined term "filmanthropy" to signify films that shine a light on important topics and activate charitable giving (2006)
- Created a 101-item life-list following an early 1980s reckoning and has checked off 83 of the 101 things to do
- Founded the first new media company: Redgate Communications in 1986
- Coined the phrase "New Rules – New Media" in 1987
- Co-invented successful board game "Only in New York" (1983)
- Founded six personal computer magazines between 1981 and 1988
- Served as mayor of Orchid, Fla. (1990-94)

Awards and Honors

- Sports Business Journal 50 Most Influential People in Sports Business
- Washington Business Man of the Year
- Washingtonian of the Year
- Georgetown University John Carroll Award
- United States Sports Academy Theodore Roosevelt Meritorious Achievement Award
- Greater Washington Urban League Unsung Philanthropist Award
- TAPS Engaged Philanthropist Award
- Tech Council of Maryland Lifetime Achievement Award
- Northern Virginia Technology Council Hall of Fame Award
- Top 10 Creative Executives in America
- Top 20 Most Powerful People in Sports
- Lowell (Mass.) High School Alumni Hall of Fame





Ernie Grunfeld

President

Ernie Grunfeld has led the Washington Wizards as team president for the past 14 seasons, using 40 years of NBA experience as a player, broadcaster, coach and executive to head the team's basketball operations. Now in his 27th season as a top personnel executive in the NBA, Grunfeld's long list of accomplishments includes two trips to the NBA Finals, four Eastern Conference Finals appearances, 18 playoff berths with three different teams (including 11 straight from 1991-2001 while with the New York Knicks and Milwaukee Bucks) and 20 seasons of at least .500 basketball.



Grunfeld oversaw a major overhaul to his team during the summer of 2016 after he Wizards fought through an injury-ravaged 2015-16 season (they missed the fourth-most player games in the league) to finish 41-41. The re-organization began with the hiring of former Coach of the Year Scott Brooks and continued into free agency with the acquisition of five new players, making the Wizards younger, bigger and more athletic. His work continued during the regular season when he orchestrated a mid-season trade with the Brooklyn Nets to receive sharpshooter Bojan Bogdanovic. Days later, he signed Branding Jennings to bolster the team's backcourt. Grunfeld's improvement of the roster has the Wizards poised for another playoff run now while maintaining flexibility to continue to improve in the future.

The 2014-15 season saw the Wizards finish with the highest win total (46) during Grunfeld's tenure with the team and the highest since the 1978-79 season. With the offseason acquisitions of 10-time All-Star Paul Pierce, Grunfeld was able to add to the team's core of returning players that reached the Eastern Conference Semifinals in 2014. Grunfeld bolstered Washington's 2014 playoff run by with an early season trade for Marcin Gortat. That move, combined with the growth and development of John Wall and Bradley Beal, led the Wizards to a 44-38 regular season record and the fifth seed in the Eastern Conference Playoffs. The Wizards defeated the Bulls in the first round of the playoffs in five games to advance to the second round before falling to the Pacers in six games.

Grunfeld joined the Wizards organization on June 30, 2003. In just his second year in Washington (2004-05), the Wizards won a playoff series for the first time in eighteen years with a roster that was largely assembled under his guidance. Four years later, Grunfeld's Wizards reached an organizational goal of becoming perennial playoff contenders with their fourth consecutive playoff appearance.

In 2010, Grunfeld ushered in the John Wall era in Washington by tabbing the electric point guard with the first overall selection in the draft. Wall went on to garner First Team All-Rookie honors, and led all members of the 2010 draft class in points, assists and steals. He has since appeared in three consecutive All-Star Games (including as a starter in 2015) and has established himself as one of the league's top point guards. On draft night in 2012, Grunfeld added another building block to the team's young core in University of Florida standout guard Bradley Beal with the third overall pick in the draft. Beal finished his rookie campaign second on the team in scoring with 13.9 points per game and was selected to the NBA All-Rookie team. From there, he went on to prove himself as one of the best young shooting guards in the NBA by averaging 21.2 points, 5.2 rebounds, 4.6 assists and 1.6 steals in 21 playoff games. The process continued with the 2013 NBA Draft, as Grunfeld tabbed Georgetown forward Otto Porter with the third pick. Porter, the 2013 Big East Player of the Year, has delivered as another solid addition to the Wizards foundation.

Grunfeld first triggered the Wizards' ascent in the Eastern Conference with the acquisition of a trio of talented performers in Gilbert Arenas, Antawn Jamison and Caron Butler, all of whom blossomed into multi-time All-Stars in Washington. Arenas was signed as a restricted free agent out of Golden State in 2003, and Jamison and Butler were acquired, respectively, via trades with Dallas in 2004 and the Los Angeles Lakers in 2005. Midway through the 2009-10 season Grunfeld put the Wizards' rebuilding efforts into motion by accumulating draft picks and young talent while gaining flexibility that has yielded an up-and-coming team that is well-positioned for the future.

In the process of building a contender in the Eastern Conference, Grunfeld's attention to detail resulted in the renovating and upgrading of the team's facilities at Verizon Center. The major overhaul included the interior and exterior of the team's locker room and the basketball operations and coaching offices.

Prior to joining the Wizards, Grunfeld spent the previous four seasons as general manager of the Milwaukee Bucks, where the team's 14 playoff wins during his tenure exceeded its cumulative total in the 12 seasons prior to his arrival. During his tenure, the Bucks posted a record of 177-151 (.540) and qualified for the playoffs three times. Included in the Bucks' run of playoff success was a trip to the 2001 Eastern Conference Finals, where they pushed Philadelphia to a deciding Game Seven.

Grunfeld solidified his reputation as a top talent evaluator with a series of second round picks that helped build the Bucks' roster. Grunfeld's eye for finding talent in the second round began when he selected Michael Redd with the 43rd overall pick in 2000, as Redd blossomed into an All-Star performer.

During Grunfeld's reign as the Knicks' top personnel executive, New York advanced to the Conference Semifinals of the NBA Playoffs for nine consecutive seasons (1991-99). His tenure included five 50-plus win seasons, three Atlantic Division Championships and two trips to the NBA Finals. In eight full seasons



of decision making for New York, Grunfeld's Knicks teams compiled a record of 397-227 (.636) in the regular season and a 61-44 mark in the playoffs.

Grunfeld was named general manager of the New York Knicks on April 23, 1991, and was later promoted to president and general manager on February 23, 1996. His tenure in New York was punctuated by Eastern Conference Championships in 1994 and '99, the latter of which marked the first time in NBA history that an eighth seed advanced to the Finals. Remarkably, after Patrick Ewing was felled by injury, the '99 Finals squad featured an entirely different starting five than the previous Eastern Conference Champion Knickerbockers just five years earlier.

Under Grunfeld, the mid-'90s Knicks completely rebuilt and reloaded to an elite level without missing a beat. Highlighted by trades for Latrell Sprewell and Marcus Camby, as well as the signing of free agent Kurt Thomas, Grunfeld's moves helped catapult the Knicks to the Finals in '99. Three years earlier, Grunfeld acquired both Larry Johnson and Allan Houston on the same day in '96. Under Grunfeld's guidance, the Knicks played in front of a sold-out Madison Square Garden from 1993-99.

Originally drafted by Milwaukee with the 11th overall selection in 1977, Grunfeld played in the NBA for nine seasons. After two seasons in Milwaukee, he played for the Kansas City Kings from 1979-82 before signing with the Knicks as a free agent in 1982. Grunfeld retired following the 1985-86 season with a career average of 7.4 points per game in 693 career games played.

Following his playing career, Grunfeld served as the Knicks' radio analyst for the MSG Network from 1986-89. Prior to the 1989-90 season, he served as an assistant coach for the Knicks under Stu Jackson before his promotion to the front office.

Born in Romania, Grunfeld came to New York City in 1964 with his father, Alex, and mother, Livia. He enjoyed a stellar collegiate career at the University of Tennessee, where he left as the school's all-time leading scorer with 2,249 points. He teamed with Bernard King at Tennessee to form the "Ernie and Bernie Show" and later played with King in New York. Grunfeld was a member of the 1976 Olympic Team that won gold in Montreal.

Upon his arrival in Washington, Grunfeld was quick to establish himself as an active member of the community in the nation's capital. His participation in the organization's community outreach programs, including Thanksgiving luncheons, holiday gift deliveries, and charitable bowling tournaments helped set an example of excellence for the Wizards in the community.





Tommy Sheppard

Senior Vice President of Basketball Operations

In his 14th season with the Wizards organization, Tommy Sheppard is in his 23rd year of service to the NBA. As Washington's Senior Vice President of Basketball Operations, Sheppard has helped lead the Wizards back into contention in the Eastern Conference with additions of proven veterans to a promising young core of John Wall, Bradley Beal and Otto Porter. With significant future salary cap room and financial flexibility, Sheppard's impact on Washington's rebuilding efforts is considerable.

Sheppard's role in Washington includes responsibilities with salary cap management, negotiations, draft preparation and talent evaluation of collegiate athletes and professionals, both domestically and abroad. Additional responsibilities of Sheppard's include an assisting role in the recruitment and evaluation of free agents, statistical evaluation of NBA players, the hiring of coaches and personnel, and monitoring the Wizards' efforts in the NBA's Player Programs. Sheppard is also specifically tasked with organizing the Wizards' training camp and preseason schedules, overseeing the athletic training, strength training, video, technology and equipment areas for the team, and directing in-arena renovations to areas including the Wizards locker room, players lounge, family lounge and front offices.

Previously a member of the Denver Nuggets organization since 1994, Sheppard served as the Nuggets' Senior Director of Team Services and Player Relations before his arrival in Washington. With Denver, he oversaw all internal and external communications functions and served as the club's primary spokesperson. He also scouted internationally and evaluated high school, collegiate and minor league talent. For his efforts in Denver and overall contributions to the communications efforts of the NBA, Sheppard was honored with the prestigious Splaver/McHugh "Tribute to Excellence" Award in 2010, which is given annually by the NBA Public Relations Directors' Association to a current or former member of the NBA public relations family who has demonstrated an outstanding level of performance and service during his or her NBA career.

An active figure within the United States Olympic Movement for over a decade, Sheppard worked as a press attaché for the three Summer Olympic Games (1996, 2000, 2004), as well as three Olympic Festivals and the 2003 Pan American Games. He assisted with the formation of the Northern European Basketball League (which realigned as part of FIBA Europe) and continues to serve as a consultant for Lithuanian legend Sarunas Marciulionis in various basketball projects. Marciulionis was inducted into the Naismith Basketball Hall of Fame in 2014.

Currently an adjunct professor at Georgetown University for the Sports Industry Management, Sheppard graduated from New Mexico State University in 1991, where he was a three-year member of the Aggie football team. After getting his start in media relations as a student assistant at New Mexico State, Sheppard headed the sports information office at UNLV before taking ranks in the National Basketball Association in 1994. He also serves on the Industry Advisory Council for the American Public University and the American Military University Systems.

Sheppard and his wife, Rosie, are the parents of five daughters: Bailey, Rebekah, Abby, Emma and Tessa, and two sons, Tommy Jr., and Luke.



Frank Ross

Vice President of Player Personnel

Frank Ross completes his third season with the Wizards and his first as Vice President of Player Personnel. He spent his first two seasons with the team as Director of Player Personnel.

The Washington, D.C. native served the previous six seasons as Director of East Coast Scouting for the Oklahoma City Thunder. In that role, Ross was an integral part in evaluating college and international player talent, providing projections and recommendations on draft selections.

Prior to joining the Thunder organization, Ross served as a scout with the Charlotte Bobcats from 2003-07, evaluating college and minor league player talent. While with the Bobcats, he was also a part of an NBA delegation that conducted the Basketball Without Borders program in South Africa for two summers. Ross joined the Bobcats after two seasons as the lead assistant coach with the University at Albany (NY).

Prior to joining the collegiate coaching ranks, Ross was a five-year veteran of the Arlington County Police Department in Northern Virginia. His areas of responsibility included drug enforcement as well as youth and drug counseling. In 1993, Ross received the Meritorious Service Award for extraordinary humanitarian effort.

A fifth-round draft choice (108th pick) by the Philadelphia 76ers in the 1987 NBA Draft, Ross also participated in free agent camp for the Washington Bullets prior to the 1988 NBA season and played professionally in the Continental Basketball Association with the Sioux Falls Skyforce and in Germany with TTL Bamberg.

Ross attended American University in Washington D.C., where he was a two-time All-Colonial Athletic Association selection and continues to rank in the top-10 in 12 statistical categories, including fourth all-time in career scoring with 1,921 points. Ross was inducted into American University's Hall of Fame in 2007. Ross, an avid cyclist and recreational golfer, resides in Greensboro, North Carolina, with his wife Lindsey and two sons, Jalen and Jaxon.





Scott Brooks Head Coach

Scott Brooks just completed first season as head coach of the Wizards, after signing with the organization on April 26, 2016.

In his first season at the helm, Brooks led the Wizards to a 49-33 record and a Southeast Division title, Washington's first division title in 38 years. In addition, Brooks is responsible for the development and incorporation of nine new players that were not on the roster last season. The 49 wins are the most since the 1978-79 campaign when the Bullets finished 54-28. He coached his team to the highest win total in NBA history for a team that started 2-8 or worse. Brooks is responsible for orchestrating an Eastern Conference-best 33-15 record since January 6 and led the Wizards to a 17-game home winning streak, the second-longest in franchise history. With Brooks on the sideline, Washington rallied from 17 double-digit deficits to win this season, the most in team history in the last 20 years. His stellar track record for player development continued as John Wall appeared in his fourth straight All-Star game and averaged career highs in scoring, assists, field goal percentage and steals while Bradley Beal averaged career highs in scoring, assists, field goal percentage and games played. Otto Porter also averaged career highs in almost every statistical category.



Brooks is the 24th head coach in franchise history and brings a wealth of NBA coaching experience to the organization. Brooks was the head coach of the Oklahoma City Thunder from 2008-09 through 2014-15 where he amassed a 338-207 (.620) record, tallied four 50-plus win seasons (including 60 wins in 2012-13), made three appearances in the Western Conference Finals (2011, 2012, 2014) and advanced to the 2012 NBA Finals. He was named the Red Auerbach NBA Coach of the Year in 2010.

During his tenure with the Thunder, Brooks led Oklahoma City to five straight postseason appearances and four consecutive Northwest Division titles. From 2009-10 through 2014-15, he was the second-winningest active coach in the NBA, as the Thunder claimed 316 victories during this span.

Brooks guided the Thunder to a 45-win season during an injury-plagued 2014-15 campaign that saw Kevin Durant, Serge Ibaka and Russell Westbrook all miss extended stretches. After starting 3-12, the Thunder finished the season going 42-25 and in doing so, Oklahoma City became just the fourth team in NBA history to go from nine games below .500 at one point in the season, to nine games above .500 later in the season.

In the 2013-14 season, the Thunder finished with the second best record in the NBA at 59-23 and Oklahoma City became one of just two teams (San Antonio) to record a .610-or-better winning percentage (equivalent to 50 wins) in each of the five prior seasons. After posting the top record in the Western Conference through the first half of the 2013-14 season, Brooks represented the Thunder by coaching the 2014 Western Conference All-Stars in New Orleans. The All-Star coaching honor marked the second of Brooks' career (Brooks and his staff also coached the 2012 All-Star Game in Orlando).

During the 2012-13 season, the Thunder claimed the top spot in the Western Conference after finishing with a record of 60-22. On the year, Oklahoma City posted the largest point differential in the NBA in more than five seasons (9.2 points per game). Oklahoma City won 44 games by double figures, including 19 games of 20- or more (both tops in the NBA). The Thunder finished the season as the third highest scoring team in the NBA (105.7 points per game) while holding the opposition to the second worst field goal shooting percentage (.425).

At the end of the 2012-13 season, the Thunder became just the second team in NBA history to increase its winning percentage for five consecutive seasons (while maintaining a winning percentage of .700-or- better in two seasons).

During the 2011-12 season, Brooks guided the Thunder to a Western Conference championship and the NBA Finals after finishing the regular season with a record of 47-19. In the playoffs, the Thunder defeated Dallas, the Los Angeles Lakers and San Antonio before falling to the eventual champions Miami in five games.

In 2010-11 Brooks led the Thunder to 55 wins and a spot in the Western Conference Finals after Oklahoma City captured playoff series victories over the Denver Nuggets and Memphis Grizzlies. After the late-season acquisition of Kendrick Perkins from the Boston Celtics in mid-March, Brooks guided the Thunder to a 13-4 mark in the final 17 games of the regular season.

Brooks received the 2009-10 Red Auerbach NBA Coach of the Year award after his second season as head coach in Oklahoma City. During his first full year at the helm of the Thunder, Brooks oversaw one of the biggest turnarounds in NBA history. A year after winning 23 games, the Thunder concluded the 2009-10 season with a record of 50-32 (.610). The 27-win improvement was tied for the eighth largest in NBA history. Brooks was named interim head coach of the Thunder 13 games into the 2008-09 season and was later named head coach on April 15, 2009 prior to the team's final game of the season. A day after being awarded his first NBA head coaching position, Brooks led the Thunder to their most lopsided victory of the year in the team's season finale, a 126-85 win versus the Los Angeles Clippers at STAPLES Center.

Prior to his appointment as interim head coach on November 22, 2008 Brooks joined P.J. Carlisemo and the Thunder coaching staff at the start of the 2007-08 season. Before joining the Thunder (then Seattle SuperSonics) organization as an assistant prior to the 2007-08 season, Brooks spent the 2006-07 season working as an assistant coach with the Sacramento Kings. His NBA coaching career began with the Denver Nuggets, where he served as an assistant coach from 2003-06. Brooks helped lead the Nuggets to the playoffs in each of his three seasons on the bench, with the team compiling a 136-110 (.560) regular season record.

Brooks played 10 seasons in the NBA, appearing in 680 regular season games with Philadelphia, Minnesota, Houston, Dallas, New York and Cleveland. He won an NBA championship in 1994 as a member of the Houston Rockets. The 5-11 guard retired with career averages of 4.9 points and 2.4 assists.

In 2000, Brooks was a player/assistant coach with the Los Angeles Stars of the ABA. The following season, he served as the head coach of the Southern California Surf of the ABA, guiding the club to a 23-14 record. A native of Lathrop, California, Brooks began his collegiate career at Texas Christian University, where he played one season. He then transferred to San Joaquin Delta College for his sophomore season, before spending his final two years at UC Irvine, where he averaged 23.8 points per game as a senior.

A native of Monterey, CA, Scott is the youngest of seven children. He is married to his high school sweetheart, Sherry, and the couple has two children – a son, Chance, and a daughter, Lexi. He wears three woven wristbands to signify each of them.





Tony Brown

Assistant Coach

Tony Brown completes his first season as the top assistant on Coach Brooks' bench. He joins the Wizards after two seasons with the Brooklyn Nets, including his role as interim head coach for the last part of the 2015-16 campaign. Brown took over as interim head coach on January 11 after Lionel Hollins was dismissed. With Brown at the helm, the Nets finished 11-34.

Prior to his time in Brooklyn, Brown spent the previous three seasons as an assistant coach with the Dallas Mavericks under Rick Carlisle. Brown has also served as an assistant coach with the Los Angeles Clippers (2009-10), Milwaukee Bucks (2007-08), Boston Celtics (2004-07), Toronto Raptors (2003-04), Detroit Pistons (2001-03) and Portland Trail Blazers (1997-2001). In addition to Carlisle (in Dallas and Detroit), Brown assisted Mike Dunleavy in Los Angeles and Portland, Larry Krystkowiak in Milwaukee, Doc Rivers in Boston and Kevin O'Neill in Toronto.

Before his stint as interim head coach in Brooklyn, Brown had filled in as a head coach in three games in his career, winning all three: once for Rivers in Boston (March 19, 2006), once for Krystkowiak in Milwaukee (November 6, 2007) and once for Dunleavy in Los Angeles (December 31, 2009). Prior to beginning his coaching career, he was an advance scout for the Bucks (1994-97).

Brown spent seven seasons (1984-90, 1991-92) as an NBA player with nine teams after being selected with the 82nd pick in the fourth round of the 1982 NBA Draft by the New Jersey Nets. His best professional season came in 1986-87 with the Nets, where he recorded career-bests for points, assists, steals, minutes and games started. In 360 career NBA games split between the Nets, Indiana Pacers, Chicago Bulls, Houston Rockets, Milwaukee Bucks, Los Angeles Lakers, Utah Jazz, Los Angeles Clippers and Seattle SuperSonics, Brown averaged 6.0 points and 2.1 rebounds per game. In addition to his seven seasons in the NBA, Brown also spent time in the Continental Basketball Association and Italy.

The Chicago native played four years at the University of Arkansas under head coach Eddie Sutton. Brown and his wife, Exquilynn, have a daughter, Myesha.



Sidney Lowe

Assistant Coach

Sidney Lowe completes his first season with Washington after serving the last two years as an assistant with Minnesota. The Washington, D.C. native and former NBA point guard has spent eight years as a head coach and 12 years as an assistant coach in the NBA and NCAA.

Lowe started his coaching career in 1992 with Minnesota, when he became an assistant coach under then-head coach Jimmy Rodgers, eventually being promoted to head coach midway through the 1992-93 season and remaining in the position through the 1993-94 season.

In addition, Lowe served three seasons (2011-14) as an assistant with the Utah Jazz after previously serving as the head coach at North Carolina State University (2006-11). In his first season on the sidelines, he became just the third coach in school history to win 20 games and defeat the three other ACC North Carolina institutions (Duke, North Carolina and Wake Forest). He is one of only four NC State coaches to have coached in the ACC Championship game in his first year.

Following five seasons as an assistant with Cleveland (1994-99) and one season with Minnesota (1999-2000), Lowe was named head coach of the Vancouver Grizzlies in June of 2000, eventually moving with the team to Memphis before stepping down shortly into the 2002-03 campaign.

As a player, Lowe was originally selected by the Chicago Bulls with the first pick of the second round (25th overall) in the 1983 NBA Draft before his rights were traded to Indiana, where he spent the 1983-84 season. In 1984-85, Lowe spent time with both the Pistons and Atlanta Hawks. Over the next three years, Lowe was a point guard in the Continental Basketball Association, leading his teams to three consecutive CBA titles. He started the 1988-89 season with the Rapid City Thrillers before signing with the Charlotte Hornets. In 1990, Lowe joined the expansion Timberwolves. He retired after the season, remaining with the organization and spending the 1990-91 season as the team's television color analyst.

Lowe graduated from DeMatha Catholic High School in Hyattsville, MD, where he starred under Naismith Memorial Basketball Hall of Fame Head Coach Morgan Wooten. He received his bachelor's degree in business administration from Saint Paul's College. Lowe and his wife, Cass, have three children (Sidney Jr., Lantzen, and Lindsey).





Chad Iske

Assistant Coach

Chad Iske completes his inaugural season in Washington after spending the 2015-16 campaign as associate head coach in Sacramento. Prior to his one-year stint with the Kings, he served as an assistant coach with the Philadelphia 76ers during the 2013-14 and 2014-15 seasons. Iske came to Philadelphia after 14 seasons with the Denver Nuggets. While with the Nuggets, Iske oversaw the scouting of upcoming opponents and assisted with game plan preparation.

Iske began working with the Nuggets as an intern in the scouting department during the 1999-00 season. From there, he worked as the team's scouting coordinator, video coordinator and as an advance scout before being promoted to an assistant coach in 2008.

A graduate of Regis Jesuit High School in Aurora, CO, Iske has volunteered as a coach in the school's high school and junior high basketball programs. He also served as an assistant coach for basketball and baseball at Bishop Seabury Academy in Lawrence, KS, and helped start the Kansas Angels summer high school basketball program in 1997, where he was the primary fund raiser and assistant coach in '97-98.

Iske graduated from the University of Kansas in 1999 with a degree in sports management. He and his wife, Lauren, were married in 2012 and welcomed a daughter, Everly, in 2015.



Mike Terpstra

Assistant Coach

Mike Terpstra completes his first season on the bench in Washington. He spent the 2015-16 season with the men's basketball program at Boise State after serving two seasons as an assistant coach with the Thunder (2013-2015). Terpstra brings over 20 years of experience to Washington after working in various capacities at the college, junior college and high school levels, with additional experience in the NBA Development League and the CBA.

Terpstra's experience in the CBA came as an assistant coach/director of player development under former NBA veteran Joe Wolf with the Idaho Stampede during the 2005-06 season. The following season, Terpstra worked on a part-time basis with the coaching staff of the Colorado 14ers who, would go on to win the Western Division championship before falling to the Dakota Wizards in the D-League championship.

Prior to his time with the Stampede and 14ers, Terpstra served as head coach at his alma mater, Northwest Nazarene University, in Nampa, ID during the 2004-05 season. While there, Terpstra accumulated a 17-10 record, which was the best record in school history at the Division II level. Terpstra also served as the head coach of California State Stanislaus from 2000-03, where he led the Warriors to a 41-39 record over his three year stint in Turlock. During a three-year stint as the head coach of Modesto Junior College from 1997-00, Terpstra compiled a 60-36 record, including a school record 27 wins during the 1999-00 season.

Terpstra served as an assistant coach at Pacific University during the 1994-95 season. He started his coaching career with Ripon Christian High School, where he won three California state championships, including two as a head coach (1992, 1994) and one as an assistant (1988).

Following his college playing career at Northwest Nazarene, Terpstra played professionally in Turkey and England.



Maz Trakh

Assistant Coach

Maz Trakh completes his first season as an assistant coach on Scott Brooks' staff in Washington. He spent the 2015-16 season as the west coast advance scout for Golden State. Prior to his time with the Warriors, he served as an assistant coach with the Thunder from 2010-2012 and was a member of Maurice Cheeks' staff in Detroit during the 2013-14 season. Trakh brings more than 20 years of coaching experience to Washington, having coached the game in varying capacities. After playing at Southern Utah University, Trakh served as an assistant coach at Long Beach State, Riverside Community College and UC Irvine before being named head coach at Cabrillo College in Aptos, CA.

During Trakh's two decades of coaching, he has worked in the Continental Basketball Association (CBA), American Basketball Association (ABA) and overseas. Trakh spent five years in Asia as a head coach in the Jordan Basketball League. In 2005, he helped lead Jordan Fastlink (now Zain) to the FIBA Asia Club Championship. His team became the first Jordanian team to ever win the championship.





David Adkins

Director of Player Development

David Adkins completes his third season with Washington and brings over 20 years of player development expertise to the Wizards. He is known as an elite developer of talent, helping to hone the skills of numerous NBA players. Adkins spent five years at the University of Maryland where he helped lead the women's basketball program to a 130-38 (.774) record, the 2014 Final Four, four top-four ACC finishes, four NCAA Tournament appearances, two Elite Eight finishes, three Sweet Sixteens and an ACC title.

The DMV native has had a successful career in the high school ranks working with some of the best players in the country. He coached at DeMatha Catholic, Montrose Christian, Herndon and Washington-Lee. He has helped more than 50 players earn college scholarships, including 41 Division I scholarships, in his 20+ years on the sidelines.


Adkins is a graduate of Radford University, where he played basketball and served as team captain his senior year. David resides in Ashburn, VA, with his wife, Janet, and two daughters, Ryland and Camryn.



Ryan Richman

Player Development Coordinator

Ryan Richman completes his third season with the Wizards as Assistant Video Coordinator/Player Development. He previously served as a Graduate Assistant for the University of Maryland's men's basketball team. Richman earned his Bachelor's Degree in Government and Politics before enrolling in graduate school at Maryland where he received a Masters in Minority and Urban Education. The West Hartford, Connecticut native will be primarily responsible for opponent video breakdown and assisting with all other aspects of the basketball video operations department.



Winston Gandy

Player Development Coordinator

Winston Gandy completes his third season with the Wizards as Player Development Coordinator. Before joining the team, he earned an economics degree from the University of Maryland. Upon graduation, he served one year (2013-14) as the Director of Recruiting Operations for Maryland's women's basketball team before joining the Wizards the following season.



WASHINGTON WIZARDS

PLAYERS



 DC FAMILY



#3

GUARD
HEIGHT: 6-5
WEIGHT: 207

BRADLEY BEAL

TWITTER: @REALDEALBEAL23



Season-By-Season Statistics

Year-Team	G	GS	MIN	FGM	FGA	PCT	3FGM	3FGA	PCT	FTM	FTA	PCT	OFF	DEF	TOT	AST	PF	DQ	STL	TO	BLK	PTS	RPG	APG	PPG
12-13 Washington	56	46	1745	282	687	.410	91	236	.386	125	159	.786	43	168	211	137	113	2	50	90	29	780	3.8	2.4	13.9
13-14 Washington	73	73	2530	481	1149	.419	138	343	.402	149	189	.788	54	219	273	243	153	0	71	128	18	1249	3.7	3.3	17.1
14-15 Washington	63	59	2107	363	851	.427	106	259	.409	130	166	.783	57	184	241	194	136	1	76	123	18	962	3.8	3.1	15.3
15-16 Washington	55	35	1708	359	799	.449	105	271	.387	135	176	.767	41	147	188	162	117	0	54	112	11	958	3.4	2.9	17.4
16-17 Washington	77	77	2684	637	1322	.482	223	552	.404	282	342	.825	53	186	239	267	169	0	83	157	21	1779	3.1	3.5	23.1
TOTALS	324	290	10774	2122	4808	.441	663	1661	.399	821	1032	.796	248	904	1152	1003	688	3	334	610	97	3949	3.6	3.1	17.7

Playoff Statistics

Year-Team	G	GS	MIN	FGM	FGA	PCT	3FGM	3FGA	PCT	FTM	FTA	PCT	OFF	DEF	TOT	AST	PF	DQ	STL	TO	BLK	PTS	RPG	APG	PPG
13-14 Washington	11	11	458	75	177	.424	22	53	.415	39	49	.796	15	40	55	50	31	0	18	23	7	211	5.0	4.5	19.2
14-15 Washington	10	10	418	81	200	.405	23	63	.365	49	59	.831	14	41	55	46	19	0	16	26	7	234	5.5	4.6	23.4
16-17 Washington	6	6	231	60	130	.462	14	53	.264	21	28	.750	6	17	23	13	14	0	14	12	5	155	3.8	2.2	25.8
TOTALS	27	27	1107	216	507	.426	59	169	.349	109	136	.801	35	98	133	109	68	0	48	61	19	600	4.9	4.0	22.2

CAREER HIGHS

Minutes..... 51, 02/27/2014, Washington at Toronto
 Field Goals..... 16, 02/06/2017, Washington vs. Cleveland
 Field Goal Attempts..... 28, 02/06/2017, Washington vs. Cleveland
 Three-Point Field Goals..... 7, 11/28/2016, Washington vs. Sacramento
 Three-Point Attempts..... 14, 02/06/17, Washington vs. Cleveland
 Free Throws..... 13, 11/04/2016, Washington vs. Atlanta
 Free Throw Attempts..... 14, 11/04/2016, Washington vs. Atlanta
 Offensive Rebounds..... 6, 04/03/2016, Washington at L.A. Clippers
 Defensive Rebounds..... 11, 02/02/2015, Washington vs Charlotte
 Rebounds..... 12, 02/22/2013, Washington vs Denver
 Assists..... 9, 12/14/2016, Washington vs Charlotte
 Steals..... 4, 03/22/2017, Washington vs. Atlanta (4 times)
 Turnovers..... 8, 11/07/2015, Washington at Atlanta
 Blocked Shots..... 4, 01/25/2013, Washington vs Minnesota
 Points..... 42, 11/21/16, Washington vs. Phoenix

PLAYOFF HIGHS

Minutes..... 48, 04/18/2015, Washington at Toronto
 Field Goals..... 12, 04/19/2017, Washington vs. Atlanta (twice)
 Field Goal Attempts..... 27, 04/19/2017, Washington vs. Atlanta
 Three-Point Field Goals..... 5, 04/24/2017, Washington at Atlanta
 Three-Point Attempts..... 14, 04/24/2017, Washington at Atlanta
 Free Throws..... 10, 04/26/2015, Washington vs. Toronto
 Free Throw Attempts..... 11, 04/26/2015, Washington vs. Toronto
 Offensive Rebounds..... 3, 04/18/2015, Washington at Toronto (3 times)
 Defensive Rebounds..... 7, 05/13/2015, Washington at Atlanta
 Rebounds..... 9, 04/18/2015, Washington at Toronto
 Assists..... 8, 05/09/2015, Washington vs. Atlanta
 Steals..... 5, 05/05/2014, Washington at Indiana
 Turnovers..... 5, 05/13/2015, Washington at Atlanta (3 times)
 Blocked Shots..... 3, 04/26/2017, Washington vs Atlanta (3 times)
 Points..... 34, 05/11/2015, Washington vs. Atlanta

TRANSACTIONS: Drafted by the Washington Wizard with the third pick of the 2012 NBA Draft...Re-signed by the Wizards on July 26, 2016.



INFO

DATE OF BIRTH: JUNE 28, 1993
COLLEGE: FLORIDA
HIGH SCHOOL: CHAMINADE PREP (ST. LOUIS, MO)
DRAFTED: 3RD OVERALL BY WASHINGTON IN 2012
NBA YEARS: 5

WIZ FACTS

- Set the franchise single-season record for three-pointers made (223)
- Appeared in career-high 77 games (all starts), averaging career highs in points (23.1), assists (3.5) and field-goal percentage (.482) in 2016-17
- Ranks fourth in NBA history with games of 20+ points in playoffs before the age of 22 with 10, trailing Kobe Bryant (18), Tony Parker (14) and LeBron James (13)

PROFESSIONAL: Holds career averages of 17.1 points, 3.7 rebounds and 3.1 assists in 324 games (290 starts)...Scored 18 points in the NBA's first ever sanctioned game in Africa (8/1/15)...Finished second in the 2014 Foot Locker Three-Point Shootout at All-Star Weekend in New Orleans...Participated in the USA Men's Basketball mini-camp in Las Vegas (July 2012 and 2013)...Scored 21 points in the 2014 BBVA Rising Stars Challenge...Was named to the 2012-13 NBA All Rookie First-Team and finished third in the Rookie of the Year voting...Named Eastern Conference rookie for the month in December 2012 and January 2013...Scored 12 points and had four assists in the BBVA Rising Stars Challenge at All-Star Weekend in Houston (Feb '12)...Set the Wizards franchise rookie record with 91 three-pointers made.

2016-17: Appeared in career-high 77 games (all starts), averaging career highs in points (23.1), assists (3.5) and field-goal percentage (.482)...Set the franchise single-season record for three-pointers made (223)...One of 11 players in team history to record four 40+ point performances...Scored a career-best 52 games of 20+ points, with the Wizards carrying a 33-19 record in those games...Had a career-high 42 points (14-22 FG, 5-10 3FG) vs. Phoenix (11/21)...Seventh double-double of his career came at Sacramento (3/10) with 38 points and 10 rebounds...Tallied 5+ assists a career-best 20 times...Led the Wizards in scoring 31 times, Wizards were 19-12 in those games...Missed four games due to injury; three games to right hamstring tightness (11/11-16) and one game to a right ankle sprain (11/30).

2015-16: 2015-16: Appeared in 55 games (35 starts), averaging a 3.4 rebounds, 2.9 assists and a career-high 17.4 points...Became the first player in franchise history since Earl Monroe in 1968 to score at least 24 points in the team's first five games...Recorded 13 games of 24+ points...Wizards went 7-3 when Beal scored 25 or more points...Shot a career-high 44.9% from the field... Had a season-high 34 points on 5-8 shooting from three vs. PHX (12/4)...Had four games with 5 three-pointers, tied for the most in his career...Hit the game-winning three as time expired to beat the Spurs 102-99 (11/4)...Missed 24 games due to injury; (three games due to a shoulder contusion (11/10-11/17); 16 games due to a stress reaction in his right fibula (12/11-1/11); 1/26 due to a broken nose and concussion; and four due to a sprained pelvis (3/8-3/12, 3/17, 4/11-4/13).

2014-15: Averaged 15.3 points (second on the team), 3.8 rebounds and 3.1 assists per game in 63 games (59 starts)...Finished ninth in the NBA in three-point field goal percentage (.409)...Scored a season-high 33 points at HOU (12/29)...Had 13 games of at least 20+ points...Recorded two double-doubles...Had two games with five three-pointers made...

Scored 18 points and grabbed a season-high 11 rebounds vs. CHA (2/2)... Had the game winning layup as time expired at ORL (12/10)...Missed 18 games due to injury; nine games due to a fractured left wrist (10/29-11/19); two games due to a sore right big toe (2/7-2/9); seven games due to a mild stress reaction-lower right fibula (2/11-2/27, 3/7). Missed one game (4/15-rest).

2013-14: Averaged 17.1 points (second on the team), 3.7 rebounds, 3.3 assists per game in 73 games (73 starts)... Finished second in the 2014 Foot Locker Three-Point Shootout at All-Star Weekend in New Orleans... Scored 21 points in the 2014 BBVA Rising Stars Challenge...Finished 20th in the NBA in three-point shooting at .402 (138-343)...Recorded two games of 30+ points...Tallied 21 games of 20+ points...Had two games of at least six three-pointers made...Scored a career-high 37 points (15-of-24 from the field) at MEM (2/11)...Scored 34 points at OKC (11/10)... Hit the game-winning lay-up in Washington's 102-101 victory over NYK at MSG (12/16)...Recorded a double-double at TOR (2/27) with 11 points and 10 rebounds...Missed nine games (11/26-12/14) due to a stress injury to his right fibula.

2012-13: Averaged 13.9 points (second on the team), 3.8 rebounds and 2.4 assists per game in 56 games (46 starts)...Finished third among all NBA rookies in scoring, second in minutes per game (31.2) fourth among all rookies in three-point field goal percentage (.386)...Tallied 13 games of 20+ points and four games of 25+ points...Had three double-doubles... Posted six games with at least four three-pointers made...Averaged 15.0 points while shooting .468 from the field and .466 from three-point range in 25 games with John Wall in the line-up...Scored a career-high 29 points and grabbed 11 rebounds vs. NYK (3/1)...Scored 26 points and nailed a career-high and Wizards rookie franchise record six three-point field goals at SAC (1/16)...Had 24 points and hit a career-high tying and rookie franchise record tying six-three pointers vs. TOR (3/31)...Recorded 22 points, five rebounds, four assists and hit the game-winning field goal vs. OKC (1/7) with 0.3 seconds left...Posted his first career double-double with 13 points and 10 rebounds vs. CHA (11/24)...Missed 26 games due to injury; two games due to a sore back (12/21-12/22); five games due to sprained right wrist (1/30-2/6); six games due to a sprained left ankle; five games due to a sprained left ankle (3/22-3/29); eight games due to a stress injury to his right fibula (4/3-4/17).

PLAYOFFS: Entering 2017 Playoffs, led the team in scoring during the 2014 NBA Playoffs at 19.2 points per game...In the Wizards' first round victory over the Bulls became the third player in NBA history (Carmelo Anthony and Harrison Barnes) 20-or-younger to score 25+ points in consecutive playoff games...Became the youngest player in NBA history

Continued on page 48





#44

FORWARD/GUARD
HEIGHT: 6-7
WEIGHT: 245



BOJAN BOGDANOVIC

TWITTER: @44BOJAN

Season-By-Season Statistics

Year-Team	G	GS	MIN	FGM	FGA	PCT	3FGM	3FGA	PCT	FTM	FTA	PCT	OFF	DEF	TOT	AST	PF	DQ	STL	TO	BLK	PTS	RPG	APG	PPG
14-15 Brooklyn	78	28	1854	261	576	.453	91	256	.355	87	106	.821	50	163	213	68	104	0	34	78	9	700	2.7	0.9	9.0
15-16 Brooklyn	79	39	2115	324	749	.433	129	338	.382	110	132	.833	36	219	255	99	119	0	29	115	5	887	3.2	1.3	11.2
16-17 Brk-Was	81	54	2083	376	845	.445	144	392	.367	217	243	.893	37	240	277	111	146	0	34	131	7	1113	3.4	1.4	13.7
TOTALS	238	121	6051	961	2170	.443	364	986	.369	414	481	.86.1	123	622	745	278	369	0	34	324	9	2700	3.1	1.2	11.3

Playoff Statistics

Year-Team	G	GS	MIN	FGM	FGA	PCT	3FGM	3FGA	PCT	FTM	FTA	PCT	OFF	DEF	TOT	AST	PF	DQ	STL	TO	BLK	PTS	RPG	APG	PPG
14-15 Brooklyn	6	5	206	23	59	.390	11	33	.333	5	7	.714	3	20	23	10	12	0	4	8	2	62	3.8	1.7	10.3
16-17 Washington	6	0	129	18	46	.391	7	22	.318	15	17	.882	6	20	26	2	6	0	4	2	1	58	4.3	0.3	9.7
TOTALS	12	5	335	41	105	.390	18	55	.327	20	24	.833	9	40	49	12	18	0	8	10	3	120	4.1	1.0	10.0

CAREER HIGHS

Minutes.....49, 03/20/15, Brooklyn vs. Milwaukee
 Field Goals.....17, 03/15/16, Brooklyn vs. Philadelphia
 Field Goal Attempts.....27, 03/15/16, Brooklyn vs. Philadelphia
 Three-Point Field Goals.....8, 03/05/2017, Washington vs. Orlando
 Three-Point Attempts.....12, 03/05/2017, Washington vs. Orlando
 Free Throws.....16, 03/07/17, Washington at Phoenix
 Free Throw Attempts.....16, 03/07/17, Washington at Phoenix
 Offensive Rebounds.....4, 01/4/16, Brooklyn vs. Boston (twice)
 Defensive Rebounds.....8, 01/4/16, Brooklyn vs. Boston
 Rebounds.....12, 01/4/16, Brooklyn vs. Boston
 Assists.....7, 03/13/16, Brooklyn vs. Milwaukee
 Steals.....3, 11/9/16, Brooklyn vs. New York
 Turnovers.....7, 03/13/16, Brooklyn vs. Milwaukee
 Blocked Shots.....2, 01/04/16, Brooklyn vs. Boston (twice)
 Points.....44, 03/15/16, Brooklyn vs. Philadelphia

PLAYOFF HIGHS

Minutes.....44, 04/27/15, Atlanta at Brooklyn
 Field Goals.....7, 04/25/15, Atlanta at Brooklyn
 Field Goal Attempts.....13, 04/25/15, Atlanta at Brooklyn
 Three-Point Field Goals.....3, 04/27/15, Atlanta at Brooklyn (twice)
 Three-Point Attempts.....7, 04/25/15, Atlanta at Brooklyn
 Free Throws.....5, 04/22/17, Washington at Atlanta
 Free Throw Attempts.....6, 04/22/17, Washington at Atlanta
 Offensive Rebounds.....3, 04/26/2017, Washington vs Atlanta
 Defensive Rebounds.....7, 04/22/17, Washington at Atlanta
 Total Rebounds.....7, 04/22/17, Washington at Atlanta
 Assists.....3, 04/27/15, Atlanta at Brooklyn
 Steals.....3, 04/25/15, Atlanta at Brooklyn
 Turnovers.....3, 05/01/15, Atlanta at Brooklyn
 Blocks.....1, 04/29/15, Brooklyn at Atlanta (twice)
 Points.....19, 04/25/15 Atlanta at Brooklyn

TRANSACTIONS: Drafted by the Miami Heat with the first pick of the second round in the 2011 NBA Draft...Draft rights were traded to the Minnesota Timberwolves, along with a 2014 2nd round pick and cash considerations, for the draft rights to Norris Cole...Minnesota traded his draft rights to Brooklyn in exchange for a 2013 second round pick and cash considerations..Signed a multi-year deal with Brooklyn (7/22/14)...Acquired by the Wizards, along with Chris McCullough, in exchange for Andrew Nicholson and Marcus Thornton (2/22/17).



INFO

DATE OF BIRTH: April 18, 1989
FROM: BOSNIA & HERZEGOVINA
DRAFTED: 31ST OVERALL BY MIAMI IN 2011
NBA YEARS: 3
PRONUNCIATION: boy-YAWN bog-don-OH-vich

WIZ FACTS

- Was fourth among reserves in total points (330), fourth in free throws (71) and fifth in three-pointers (45) post All-Star Break
- Scored 27 points in 25 minutes off the bench in the Wizards' win at TOR (3/1), going 9-12 from the floor and 6-7 from three-point range
- Went 16-16 from the free throw line at Phoenix (3/7), making him the first player in franchise history to attempt 16 free throws without a miss

PROFESSIONAL: Appeared in 238 games (no starts) for the Wizards in and Brooklyn Nets...Has career averages of 11.3 points and 3.1 rebounds while shooting .369 from three-point range.

2016-17: Appeared in 81 games (54 starts) with Brooklyn and Washington, averaging 13.7 points, 3.4 rebounds and 1.4 assists... Played in 55 games (54 starts) with Brooklyn, averaging 14.2 points, 3.6 rebounds and 1.6 assists...Acquired in a trade from Brooklyn on 2/2... Appeared in 26 games (no starts) with Washington, averaging 12.7 points, 3.1 rebounds and 0.8 assists...Recorded 16 double-digit scoring efforts off the bench for the Wizards...Had a team-best 29 points (5-9 FG, 3-6 3FG, 16-16 FT) off the bench at Phoenix (3/7)...His 16 free-throws at Phoenix (3/7) made him the first player in franchise history to attempt 16 without a miss...Missed one game due to lower back soreness (3/25).

2015-16: 2: Appeared in 79 games (39 starts), averaging 11.2 points, 3.2 rebounds and 1.3 assists in 26.8 minutes per contest...Shot .433 (324-of-749), from the field, .382 (129-of-338) from beyond the 3-point arc and .833 (110-of-132) from the free-throw line...Led or tied for the team lead in scoring eight times, steals six times and assists three times... Finished first on the team in 3-pointers made, second in free throws made and third in minutes played (2,115)...Was selected to play in the 2016 BBVA Compass Rising Stars Challenge during NBA All-Star 2016, becoming just the fourth Net to participate in the game as both a rookie and sophomore (Mason Plumlee, Brook Lopez and Kenyon Martin)... Made 129 3-pointers, tied for ninth-most in a single season in franchise history with Jason Kidd (2004-05 season)... Moved into a tie for 12th with Drazen Petrovic on the franchise's all-time 3-pointers made list with 220... Is just the second player in franchise history to make 200+ threes in the first two years of their career (Kerry Kittles, 268)... His 129 threes made marked the second most made by a Net in the second year of their career (Mirza Teletovic, 136 in his sophomore season in 2013-14)... Scored in double figures 42 times, including nine games of 20+ points... Registered a career-high 44 points (17-of-27 FG, 4-of-9 3FG, 6-of-7 FT) in 37 minutes on 3/15 vs. Philadelphia.

2014-15: Was named to the NBA All-Rookie Second Team after appearing in 78 games, including 28 starts, and averaging 9.0 points on .453 shooting, including .355 shooting from 3-point range, 2.7 rebounds and 0.9 assists in 23.8 minutes per game... Became the first second round pick in franchise history to be named to the All-Rookie team...

Made his NBA debut on 10/29 at BOS, scoring seven points in 26 minutes... Led the team in scoring six times and led or tied for the team lead in steals five times and blocks once... Started the first 19 games of the season before moving to a bench role...Scored in double figures 35 times, including six games of 20+ points...Finished the season with 91 3-pointers, the second-most 3-pointers made for a rookie in Nets' history (trailing only Kerry Kittles, who made 158 in 1996-97)... Made a career-high and Nets' season-high (among all Nets' players) six 3-pointers, matching a Nets' single game rookie record for 3-pointers made (previously set by Kittles on 2/17/97 at CLE) on 4/10 vs. WAS...Was selected to participate in the 2015 BBVA Compass Rising Stars Challenge... Missed three games due to injury (sprained left ankle) and one game (DNP – Coach's Decision).

PLAYOFFS: Entering 2017 Playoffs, appeared in all six Nets post-season games (five starts), averaging 10.3 points, 3.8 rebounds and 1.7 assists in 34.3 minutes per game...Shot .390 from the field, including .333 from 3-point range, and .714 from the free throw line...Scored in double figures in both Nets' victories, tallying 19 points on 7-of-13 shooting (3-7 3FG) in Game 3 (4/25 vs. ATL) and 15 points on 6-of-12 shooting (3-6 3FG) in Game 4 (4/27 vs. ATL).

PERSONAL: Son of Mario and Vesna...Has three sisters, Ivana, Karla and Martina... Has a French Bulldog named Babo... Enjoys playing soccer and tennis in his spare time...Favorite movie is Troy and favorite television show is Narcos...Favorite sports team is Manchester United... Favorite athlete in a different sport is George Best...Started playing basketball at the age of 15...Favorite basketball player growing up was Drazen Petrovic...Fluent in Croatian and Spanish...Would have pursued a career in soccer if he wasn't playing in the NBA...Favorite holiday is Christmas...Favorite vacation destination is Croatia...Favorite video game is Fifa...Lists his off court hidden talent as water polo.





#33

GUARD
HEIGHT: 6-1
WEIGHT: 191

TREY BURKE

TWITTER: @TREYBURKE



Season-By-Season Statistics

Year-Team	G	GS	MIN	FGM	FGA	PCT	3FGM	3FGA	PCT	FTM	FTA	PCT	OFF	DEF	TOT	AST	PF	DQ	STL	TO	BLK	PTS	RPG	APG	PPG
13-14 Utah	70	68	2262	341	897	.380	111	336	.330	102	113	.903	37	171	208	396	145	1	42	131	6	895	3.0	5.7	12.8
14-15 Utah	76	43	2288	370	1005	.368	124	390	.318	109	145	.752	31	173	204	328	119	0	65	124	15	973	2.7	4.3	12.8
15-16 Utah	64	0	1366	262	634	.413	88	256	.344	67	82	.817	18	94	112	148	86	0	35	80	6	679	1.8	2.3	10.6
16-17 Washington	57	0	703	116	255	.455	31	70	.443	22	29	.759	7	40	47	100	54	0	11	48	5	703	0.8	1.8	5.0
TOTALS	267	111	6619	1089	2791	39.0	354	1052	33.7	300	369	81.3	93	478	571	972	404	1	153	383	32	2832	2.1	3.6	10.6

Playoff Statistics

Year-Team	G	GS	MIN	FGM	FGA	PCT	3FGM	3FGA	PCT	FTM	FTA	PCT	OFF	DEF	TOT	AST	PF	DQ	STL	TO	BLK	PTS	RPG	APG	PPG
16-17 Washington	0	0	0	0	0	---	0	0	---	0	0	---	0	0	0	0	0	0	0	0	0	0	0.0	0.0	0.0

CAREER HIGHS

Minutes.....48, 04/16/2014, Utah at Minnesota
 Field Goals.....12, 12/31/2015, Utah vs Portland (twice)
 Field Goal Attempts.....23, 01/18/2016, Utah at Charlotte (twice)
 Three-Point Field Goals.....6, 11/07/2015, Utah vs Memphis
 Three-Point Attempts.....13, 03/23/2015, Utah vs Minnesota
 Free Throws.....10, 04/16/2014, Utah at Minnesota
 Free Throw Attempts.....10, 04/16/2014, Utah at Minnesota
 Offensive Rebounds.....3, 10/30/2014, Utah at Dallas (3 times)
 Defensive Rebounds.....9, 12/07/2013, Utah vs Sacramento
 Rebounds.....10, 12/07/2013, Utah vs Sacramento
 Assists.....15, 04/06/2014, Utah at Golden State
 Steals.....4, 03/28/2015, Utah vs Oklahoma City (3 times)
 Turnovers.....7, 01/17/2014, Utah at Detroit (twice)
 Blocked Shots.....2, 12/30/2015, Utah at Minnesota (5 times)
 Points.....32, 04/16/2014, Utah at Minnesota

PLAYOFF HIGHS

MinutesNone
 Field Goals.....None
 Field Goal Attempts.....None
 Three-Point Field Goals.....None
 Three-Point Attempts.....None
 Free Throws.....None
 Free Throw Attempts.....None
 Offensive Rebounds.....None
 Defensive Rebounds.....None
 Total Rebounds.....None
 Assists.....None
 Steals.....None
 Turnovers.....None
 Blocks.....None
 Points.....None

TRANSACTIONS: Selected by Minnesota in the first round (9th overall) of the 2013 NBA Draft...Traded to the Jazz for Gorgui Dieng and Shabazz Muhammad on draft night...Traded to Washington for a 2021 second round draft pick on July 7, 2016.



INFO

DATE OF BIRTH: NOVEMBER 12, 1992
COLLEGE: MICHIGAN
HIGH SCHOOL: NORTHLAND (COLUMBUS, OH)
DRAFTED: 9TH OVERALL BY MINNESOTA IN 2013
NBA YEARS: 4

WIZ FACTS

- Tied his season high with 27 points (10-13 FG, 5-7 3FG) in the season finale 4/12 at MIA
- Scored 27 points (10-12 FG, 5-5 3FG) off the bench vs. Brooklyn (12/30)
- Member of the 2014 USA Men's Basketball Select Team and the 2013-14 NBA All-Rookie First Team

PROFESSIONAL: Has appeared in 267 career NBA regular season games (111 starts) all with Utah... Holds career averages of 10.6 points, 3.6 assists and 2.1 rebounds... Earned 2013-14 NBA All-Rookie First Team honors, was a three-time Western Conference Rookie of the Month winner and was a member of the 2014 USA Men's Basketball Select Team.

2016-17: Appeared in 57 games, averaging 5.0 points, 0.8 rebounds and 1.8 assists... Scored in double figures 4 times... Had 5+ assists 2 times... Scored 27 points (10-12 FG, 5-5 3FG) off the bench vs. Brooklyn (12/30)... Tallied a season-high tying 27 points in the season finale vs. Miami Heat... Had 18 points (7-9 FG, 3-4 3FG) vs. Boston (11/9)... Did not play (coaches decision) in 24 games... Inactive (personal reasons) for one game.

2015-16: Played in 64 games with Utah, averaging 10.6 points, 2.3 assists and 1.8 rebounds... Shot .413 from the field and a career-best .344 (88-256) from behind the arc... He tallied 40 double-digit scoring outputs off the bench, including five games of 20+ points... Recorded a season-high 27 points on 12/31 vs. Portland.

2014-15: Appeared in 76 games (43 starts) with Utah, posting averages of 12.8 points, 2.7 rebounds and 4.3 assists in 30.1 minutes per game... Made the third-most threes in a single season (124) in Jazz history... Missed one game due to strep throat (1/5) and five games due to a sore lower back (4/4-4/5, 4/11-4/13)... Participated at the 2015 BBVA Rising Stars Challenge at All-Star Weekend in Brooklyn, logging 17 points for Team USA... Scored 10-plus points on 52 occasions and 20-plus points in 11 contests... Posted three double-doubles... Recorded a season-high 28 points along with six rebounds and six assists at MIN (1/3)... Notched 20 points on a career-high-tying five three-pointers made at GSW (3/21)... Scored 26 points and had six assists vs. MIN (12/30)... Recorded a team-high 22 points, four assists, six boards and a career-high-tying four steals vs. OKC (3/28)... Posted a game-high 23 points and a game-high six assists vs. MIL (2/28)... Dished out a season-high-tying 11 assists and scored 13 points vs. ORL (12/5)... Knocked down a game-winning shot at the buzzer and finished with 13 points and eight assists at NYK (11/14)... Tallied 11 assists and 11 points at ATL (11/12).

2013-14: Appeared in 70 games (68 starts) as a rookie... Averaged 12.8 points, 3.0 rebounds and a team-high 5.7 assists in 32.3 minutes... Selected to the 2013-14 NBA All-Rookie First Team, the sixth Jazz player to make the First team... Earned NBA Western Conference Rookie of the Month honors three times in 2013-14 (December, January, April)... Second Jazz player to ever win Rookie of the Month (Karl Malone, December 1985) and the first Jazzman to win the award in multiple months... Finished third in 2013-14 NBA Rookie of the Year balloting... Won the 2014 Taco Bell Skills Challenge during NBA All-Star weekend in New Orleans alongside Damian Lillard of the Portland Trail Blazers...

Participated in the 2014 BBVA Compass Rising Stars Challenge during All-Star Weekend, contributing six points and two steals... Missed first 12 games of regular season due to right index finger surgery (10/30-11/18)... Led Jazz in assists 31 times and in scoring 10 times... Posted double-digit scoring in 48 contests... Recorded eight double-doubles in rookie campaign... Produced 20-plus points in 12 games... Had 10-or-more assists in seven games... Handed out second most assists per game among rookies (5.7)... Set a Jazz rookie record for three pointers made in a season since 1979-80 (111)... Ranked second in total three-point field goals made for all NBA rookies (111)... Led all qualified NBA rookies in free throw percentage (.903)... Made professional debut scoring 11 points on 5-of-8 shooting in 12 minutes off the bench at NOP (11/20)... Tallied a career-high 32 points and was perfect from the free throw line (10-of-10) at MIN (4/16)... Connected on a career-high five three-pointers, scoring 23 points vs. ATL (3/10)... Registered 21 points and six assists vs. HOU (12/2)... Produced 21 points and five assists at CHA (12/30)... Recorded 30 points on 12-of-20 shooting, seven rebounds and eight assists at ORL (12/18)... Posted 24 points and a career-high 15 assists at GSW (4/6)... Knocked down the game winning three-point basket with two seconds remaining vs. ORL (3/22).

COLLEGE: Played two seasons at the University of Michigan (2011-13)... Appeared in 73 games (72 starts) and averaged 16.9 points, 3.4 rebounds and 5.7 assists in 35.7 minutes... 2012-13: Started all 39 games and selected as team captain, averaging team highs of 18.6 points and 6.7 assists, along with 3.2 rebounds and 1.6 steals in 35.3 minutes while leading Michigan to the 2013 NCAA Championship Game... Hit the game-tying three pointer to force overtime in a win over Kansas to advance to the Elite Eight... 2013 NCAA Final Four All-Tournament Team... NCAA South Regional Most Outstanding Player... NCAA South Regional All-Tournament Team... Consensus 2013 National Player of the Year, winning the 2013 Naismith National Player of the Year, John R. Wooden National Player of the Year, Sports Illustrated National Player of the Year, Oscar Robertson National Player of the Year and Associated Press National Player of the Year... Also earned the Bob Cousy Award for the nation's top point guard... Consensus All-American, named to John R. Wooden All-America Team, Associated Press All-America First Team... NABC Coaches' Division I All-America First Team... USBWA All-America First Team... Sporting News All-America First Team... Sports Illustrated All-America First Team... CBSSports.com All-America First Team... 2013 Big Ten Player of the Year as selected by coaches & media... All-Big Ten First Team, unanimous selection by coaches & media... Set the single-season assist record at Michigan (255)... 2011-12: Played in all 34 games (33 starts) as a freshman... Led the team with a 14.8 scoring average, 4.6 assists and 3.5 rebounds in 36.1 minutes... Big Ten Freshman of the Year (media)... Big Ten All-Freshman Team (unanimous selection)... Helped UM to its first Big Ten title in 26 years (shared with Michigan State and Ohio State).






#13

CENTER
HEIGHT: 6-11
WEIGHT: 240

MARCIN GORTAT

TWITTER: @MGORTAT



Season-By-Season Statistics

Year-Team	G	GS	MIN	FGM	FGA	PCT	3FGM	3FGA	PCT	FTM	FTA	PCT	OFF	DEF	TOT	AST	PF	DQ	STL	TO	BLK	PTS	RPG	APG	PPG
07-08 Orlando	6	0	41	8	17	.471	0	0	---	2	3	.667	8	8	16	2	4	0	1	2	1	18	2.7	0.3	3.0
08-09 Orlando	63	3	794	106	187	.567	1	1	1.000	26	45	.578	96	190	286	14	111	0	18	25	53	239	4.5	0.2	3.8
09-10 Orlando	81	0	1088	121	227	.533	0	3	.000	51	75	.680	104	237	341	17	138	1	17	46	70	293	4.2	0.2	3.6
10-11 Orland-Pho.	80	14	2033	338	603	.561	1	4	.250	140	193	.725	148	483	631	70	188	1	36	81	91	817	7.9	0.9	10.2
11-12 Phoenix	66	66	2114	427	769	.555	0	2	.000	163	251	.649	185	474	659	59	142	1	48	90	99	1017	10.0	0.9	15.4
12-13 Phoenix	61	61	1876	295	566	.521	0	3	.000	90	138	.652	128	388	516	75	127	0	40	99	98	680	8.5	1.2	11.1
13-14 Washington	81	80	2655	455	840	.542	1	1	1.000	157	229	.686	202	565	767	138	201	2	41	126	121	1068	9.5	1.7	13.2
14-15 Washington	82	82	2453	439	775	.566	0	3	.000	123	175	.703	180	537	717	97	191	1	49	100	110	1001	8.7	1.2	12.2
15-16 Washington	75	74	2256	433	764	.567	0	1	.000	146	207	.705	222	519	741	106	193	1	47	121	96	1012	9.9	1.4	13.5
16-17 Washington	82	82	2556	390	674	.579	0	2	.000	103	159	.648	238	611	849	121	213	1	40	119	61	883	10.4	1.5	10.8
TOTALS	677	462	17865	3012	5422	.556	3	20	.015	1001	1475	.679	1511	4012	5523	699	1508	8	337	809	800	7028	8.2	1.0	10.4

Playoff Statistics

Year-Team	G	GS	MIN	FGM	FGA	PCT	3FGM	3FGA	PCT	FTM	FTA	PCT	OFF	DEF	TOT	AST	PF	DQ	STL	TO	BLK	PTS	RPG	APG	PPG
07-08 Orlando	8	0	48	5	6	.833	0	0	---	0	0	---	2	6	8	0	5	0	0	3	4	10	1.0	0.0	1.3
08-09 Orlando	24	1	271	34	52	.654	0	0	---	10	16	.625	18	58	76	3	39	0	9	11	15	78	3.2	0.1	3.3
09-10 Orlando	14	0	212	17	26	.654	0	0	---	8	11	.727	24	38	62	9	29	0	3	3	4	42	4.4	0.6	3.0
13-14 Washington	11	11	382	58	118	.492	0	0	---	27	41	.659	36	73	109	16	22	0	5	20	14	143	9.9	1.5	13.0
14-15 Washington	10	10	307	54	86	.628	0	0	---	16	24	.667	27	61	88	22	29	1	6	16	11	124	8.8	2.2	12.4
16-17 Washington	6	6	188	18	39	.462	0	0	---	3	4	.750	21	43	64	10	19	0	1	6	14	39	10.7	1.7	6.5
TOTALS	73	28	1408	186	327	.569	0	0	---	64	96	.667	128	279	407	60	143	1	24	59	62	436	5.6	0.8	6.0

CAREER HIGHS

Minutes..... 53, 03/22/2011, Phoenix at L.A. Lakers
 Field Goals..... 13, 04/09/2014, Washington vs Charlotte
 Field Goal Attempts..... 23, 02/27/2014, Washington at Toronto
 Three-Point Field Goals..... 1, 11/03/2013, Washington at Miami (3 times)
 Three-Point Attempts..... 2, 04/10/2011, Phoenix at Dallas
 Free Throws..... 11, 02/01/2012, Phoenix at New Orleans
 Free Throw Attempts..... 14, 02/01/2012, Phoenix at New Orleans
 Offensive Rebounds..... 9, 03/10/2014, Washington at Miami
 Defensive Rebounds..... 16, 01/28/2011, Phoenix vs Boston
 Rebounds..... 20, 02/29/2016, Washington vs Philadelphia
 Assists..... 6, 04/08/2015, Washington at Philadelphia (twice)
 Steals..... 4, 12/31/2011, Phoenix at Oklahoma City
 Turnovers..... 5, 03/25/2016, Washington vs Minnesota (4 times)
 Blocked Shots..... 7, 11/07/2012, Phoenix at Charlotte
 Points..... 31, 02/27/2014, Washington at Toronto

PLAYOFF HIGHS

Minutes..... 42, 04/24/2015, Washington vs Toronto
 Field Goals..... 13, 05/13/2014, Washington at Indiana
 Field Goal Attempts..... 18, 04/27/2014, Washington vs Chicago
 Three-Point Field Goals..... None
 Three-Point Attempts..... None
 Free Throws..... 5, 04/26/2015, Washington vs Toronto (4 times)
 Free Throw Attempts..... 8, 04/27/2014, Washington vs Chicago
 Offensive Rebounds..... 7, 05/13/2014, Washington at Indiana
 Defensive Rebounds..... 14, 04/24/2017, Washington at Atlanta
 Rebounds..... 18, 04/24/2017, Washington at Atlanta
 Assists..... 5, 04/26/2015, Washington vs Toronto (3 times)
 Steals..... 4, 04/30/2009, Orlando at Philadelphia
 Turnovers..... 5, 05/05/2014, Washington at Indiana
 Blocked Shots..... 5, 04/19/2017, Washington vs. Atlanta
 Points..... 31, 05/13/2014, Washington at Indiana

TRANSACTIONS: Traded by the Phoenix Suns to the Orlando Magic for future considerations (6/28/05)...Traded by the Orlando Magic with Vince Carter, Mickael Pietrus, cash and a 2011 1st round draft pick (Nikola Mirotic was later selected) to the Phoenix Suns for Earl Clark, Jason Richardson and Hedo Turkoglu (12/18/10)...Traded by the Phoenix Suns with Shannon Brown, Malcolm Lee, and Kendall Marshall to the Washington Wizards for Emeka Okafor and 2014 protected draft pick (10/25/13).



INFO

DATE OF BIRTH: FEBRUARY 17, 1984
FROM: LODZ, POLAND
DRAFTED: 57th overall BY PHOENIX IN 2005
NBA YEARS: 10
PRONUNCIATION: mar-CHIN gor-TOT

WIZ FACTS

- One of seven players to average a point-rebound double-double while shooting above .550 from the field this season
- Shot a career-best .579 from the field in 2016-17, good for sixth-best in the NBA
- Played and started in all 82 games this season for the second time in his four seasons as a Wizard (has only missed four games due to injury or illness in four seasons)

PROFESSIONAL: Owns career averages of 10.4 points, 8.2 rebounds and 1.2 blocks in 677 games (462 starts)...Named Eastern Conference Player of the Week for the first time in his career for the week of December 21-27, 2015, averaging 21.3 points and 11.7 rebounds in three games...Grabbed a career-high 20 rebounds vs. PHI (2/29/16)... Scored career-high 31 points at TOR (2/27/14)...Averaged career-highs in points (15.4 ppg) and rebounds (10.0 rpg) during the 2011-12 season with the Phoenix Suns...Was a member of the 2009 Orlando Magic team that advanced to the NBA Finals.

2016-17: Appeared in 82 games (82 starts), averaging 10.8 points, 10.4 rebounds and 1.5 assists...Shot a career-best .579 from the field, good for sixth best in the NBA...One of seven players to average a point-rebound double-double while shooting above .550 from the field... Record 36 double-doubles...Scored 10+ points 50 times...Grabbed 10+ rebounds 50 times...Had 21 points (10-13 FG) and 14 rebounds vs. Lakers (2/2)...Recorded 21 points (8-16 FG), 18 rebounds, two assists, two steals and two blocks at San Antonio (12/2).

2015-16: Appeared in 75 games (74 starts)...Averaged 13.5 points, 9.9 rebounds, and 1.3 blocks...Had 44 games with 10+ rebounds, the most in his nine-year career...Recorded a career-high 41 double-doubles and tied sixth among centers in the NBA that season...Tallied the highest field goal percentage on the Wizards among qualified players at 56.7%, tying a career high...Was second on the team in scoring with 1,012 points, the third consecutive season he has recorded 1000+ points...Led the Wizards in rebounds (741) and blocks (96)...Named Eastern Conference Player of the Week for the first time in his career for the week of 12/21-12/27, during which he recorded two double-doubles (12/21 vs. SAC and 12/23 vs. MEM) and two games with 25+ points, including a season-high 27 vs. SAC (12/21)...Secured a career-high 20 rebounds vs. PHI (2/29) becoming the first Wizard to record 10+ points and 20+ rebounds in a game since James Singleton in 2010...Missed three games (12/4-12/7) due to a family situation...Sat out three games due to a sore left knee (1/11-1/15).

2014-15: Averaged 12.2 points, a team-leading 8.7 rebounds, 1.3 blocks and 29.5 minutes per game in 82 games (all starts)...Shot a team-leading .569 from the field which ranked third in the NBA...Posted 22 double-doubles...Averaged 13.6 points and 10.1 rebounds while shooting .618 from the field after the All-Star break...Had 13 games with at least 13 rebounds...Tallied eight games with at least 20 points and 10 rebounds...Posted seven straight games of 10+ rebounds from 2/22-3/6...Scored a season-high 24 points twice...Grabbed a season-high 17 rebounds twice.

2013-14: Averaged 13.2 points, 9.5 rebounds and 1.5 blocks per game in 81 games (80 starts)... Had five games of 20+ points...Posted 37 double-doubles...Had 22 games of 12+ rebounds... Averaged 15.4 points and 10.8 rebounds after the All-Star break (29 games)...Scored a career-high 31 points at TOR (2/27) on 12-23 shooting from the field...Scored 14 points and grabbed a career-high tying 18 rebounds (career-high nine offensive rebounds) at MIA (3/10)...Had 25 points at MIL (11/27)...Scored 16 points and grabbed 17 rebounds vs. NYK (11/23)...Posted seven consecutive double-doubles from 2/18-3/1...Missed one game due to a strained back (3/20).

2012-13: In his sixth NBA season and second full season with the Suns, averaged 11.1 points, a team-best 8.5 rebounds and a career-high 1.61 blocks despite being limited to just 61 games (61 starts) due to injury...Suffered a Lisfranc (midfoot) sprain in his right foot and missed the season's final 21 games...Before the injury, had not missed a single game in a Suns uniform and had appeared in a career-high 182 consecutive contests after being acquired by the Suns on (12/18/10)...Had started a career-best 137-straight games overall...Suns leader in field goal percentage (.521)...Averaged a career-high 1.61 blocks (14th-NBA), most by a Sun since Amar'e Stoudemire in 2007-08...Five performances of five or more blocks in 61 games, the most in a single season by a Sun since Oliver Miller in 1993-94...12 three-block performances, just one shy of a career-high.

2011-12: Blocked 12 shots in the season's first three games, the second-most to begin a season in franchise history (Larry Nance, 1982-83)...Career-high seven blocks at Charlotte, just the eighth player in franchise history with seven or more blocks in a single game (Alvan Adams, Larry Nance, Mark West, Andrew Lang, Oliver Miller, Hot Rod Williams, Amar'e Stoudemire)...franchise history with at least 20...37 double-digit scoring efforts...Four 20-point efforts, including two 20-10 games...21 double-digit rebounding efforts...17 double-doubles...Led or shared the team lead in scoring 10 times, rebounding 34 times, and in blocks 31 times.

2010-11: Averaged 10.2 ppg, 7.9 rpg, 1.1 bpg and 25.4 mpg in 80 games split between Orlando and Phoenix...Made his Suns debut vs. Miami (12/23), but didn't become the Suns' starting center until March 27... Averaged 14.3 points and 10.6 rebounds in 11 games as a starter...Had 17-straight double-digit scoring efforts before joining starting lineup, which was the second-longest streak by an NBA reserve that season (James Harden-18)...Tallied a career-high 23 double-doubles, including an NBA-best and franchise-record 17 off the bench...Also became just one of four NBA players in the last six seasons to record 15 or more double-doubles off the bench (Udonis Haslem, Kevin Love, David Lee)... Joined A.C. Green (1993-94, 10), Maurice Lucas (1984-85, 15) and Mel

Continued on page 48-49





#7 GUARD HEIGHT: 6-1 WEIGHT: 170



BRANDON JENNINGS TWITTER: @BRANDONJENNINGS

Season-By-Season Statistics

Year-Team	G	GS	MIN	FGM	FGA	PCT	3FGM	3FGA	PCT	FTM	FTA	PCT	OFF	DEF	TOT	AST	PF	DQ	STL	TO	BLK	PTS	RPG	APG	PPG
09-10 Milwaukee	82	26	71	451	1216	.371	223	273	.817	145	388	.374	49	233	282	470	191	0	105	200	18	1270	3.4	5.7	15.5
10-11 Milwaukee	63	61	2169	361	926	.390	98	303	.323	199	246	.809	42	192	234	305	131	0	95	146	21	1019	3.7	4.8	16.2
11-12 Milwaukee	66	66	2331	469	1121	.418	129	388	.332	193	239	.808	49	177	226	365	114	0	104	146	22	1260	3.4	5.5	19.1
12-13 Milwaukee	80	80	2897	497	1247	.399	173	461	.375	230	281	.819	59	187	246	521	155	1	125	203	10	1397	3.1	6.5	17.5
13-14 Detroit	80	79	2728	423	1135	.373	154	457	.337	241	321	.751	59	185	244	609	257	0	101	215	8	1241	3.1	7.6	15.5
14-15 Detroit	41	41	1173	218	543	.401	76	211	.360	120	143	.839	21	83	104	272	64	0	44	90	4	632	2.5	6.6	15.4
15-16 Det.-Orl.	48	7	868	112	304	.368	51	155	.329	57	78	.731	16	80	96	170	57	0	29	57	7	332	2.0	3.5	6.9
16-17 NYK-Was.	81	13	1801	192	535	.359	79	252	.313	114	152	.750	29	167	196	395	116	0	70	128	4	1801	2.4	4.9	7.1
TOTALS	541	429	16638	2723	7027	.388	905	2615	.346	1377	1733	.795	324	1304	1628	3107	985	1	697	1185	94	16638	3.0	5.7	14.3

Playoff Statistics

Year-Team	G	GS	MIN	FGM	FGA	PCT	3FGM	3FGA	PCT	FTM	FTA	PCT	OFF	DEF	TOT	AST	PF	DQ	STL	TO	BLK	PTS	RPG	APG	PPG
09-10 Milwaukee	7	7	249	49	120	.408	12	41	.293	21	26	.808	5	16	21	25	19	0	8	8	4	131	3.0	3.6	18.7
12-13 Milwaukee	4	4	133	17	57	.298	6	28	.214	13	18	.722	1	8	9	16	6	0	9	11	1	53	2.3	4.0	13.3
16-17 Washington	6	0	92	11	20	.550	1	6	.167	7	8	.875	1	7	8	17	5	0	2	4	5	30	1.3	2.8	5.0
TOTALS	117	11	474	77	197	.391	19	75	.253	41	52	.788	7	31	38	58	30	0	19	23	5	214	2.2	3.4	12.6

CAREER HIGHS

Minutes.....54, 01/29/2017, New York at Atlanta
 Field Goals.....21, 11/14/2009, Milwaukee vs Golden State
 Field Goal Attempts.....34, 11/14/2009, Milwaukee vs Golden State
 Three-Point Field Goals.....8, 01/16/2015, Detroit at Indiana (twice)
 Three-Point Attempts.....14, 02/01/2012, Milwaukee vs Miami
 Free Throws.....12, 01/24/2014, Detroit vs New Orleans (3 times)
 Free Throw Attempts.....15, 01/19/2013, Milwaukee at Portland
 Offensive Rebounds.....4, 12/21/2012, Milwaukee at Boston (4 times)
 Defensive Rebounds.....11, 03/20/2011, Milwaukee vs New York
 Total Rebounds.....11, 12/21/2012, Milwaukee at Boston (3 times)
 Assists.....21, 01/21/2015, Detroit vs Orlando
 Steals.....6, 12/11/2013, Detroit at Boston (twice)
 Turnovers.....8, 04/16/2014, Detroit at Oklahoma City (3 times)
 Blocks.....3, 04/14/2012, Milwaukee vs Indiana (twice)
 Points.....55, 11/14/2009, Milwaukee vs Golden State

PLAYOFF HIGHS

Minutes.....43, 04/28/10, Milwaukee at Atlanta
 Field Goals.....14, 04/17/10, Milwaukee at Atlanta
 Field Goal Attempts.....25, 04/17/10, Milwaukee at Atlanta
 Three-Point Field Goals.....4, 04/21/13, Milwaukee at Miami (twice)
 Three-Point Attempts.....10, 04/21/13, Milwaukee at Miami
 Free Throws.....7, 04/28/10, Milwaukee at Atlanta
 Free Throw Attempts.....8, 04/28/10, Milwaukee at Atlanta
 Offensive Rebounds.....2, 04/20/10, Milwaukee at Atlanta
 Defensive Rebounds.....4, 04/25/13, Miami at Milwaukee (twice)
 Total Rebounds.....5, 04/25/13, Miami at Milwaukee
 Assists.....8, 04/25/13, Miami at Milwaukee
 Steals.....5, 04/25/13, Miami at Milwaukee
 Turnovers.....4, 04/25/13, Miami at Milwaukee
 Blocks.....2, 04/24/10, Miami at Milwaukee
 Points.....34, 04/17/10, Milwaukee at Atlanta

TRANSACTIONS: Drafted by the Milwaukee Bucks in the 1st round (10th pick) of the 2009 NBA Draft...Traded by the Milwaukee Bucks to the Detroit Pistons for Brandon Knight, Viacheslav Kravtsov and Khris Middleton (7/31/13)...Assigned to the Grand Rapids Drive of the D-League (12/17/15)...Recalled from the Grand Rapids Drive of the D-League (12/20/15)...Traded by the Detroit Pistons with Ersan Ilyasova to the Orlando Magic for Tobias Harris (2/20/15)...July 8, 2016: Signed by the New York Knicks (7/8/16)...Waived by the New York Knicks (2/27/17)...Signed a by the Washington Wizards (3/1/17).



INFO

DATE OF BIRTH: SEPTEMBER 23, 1989
HIGH SCHOOL: OAK HILL ACADEMY (MOUTH OF WILSON, VA)
DRAFTED: 10TH OVERALL BY MILWAUKEE IN 2009
NBA YEARS: 8

WIZ FACTS

- Led the Eastern Conference with 10.6 assists per 36 minutes
- Had more assists than shot attempts in 13 of his 23 games with Washington
- Tallied 5+ assists 12 times since the trade to Washington

PROFESSIONAL: Over 541 games (429 starts), owns career averages of 14.3 ppg and 5.7 apg with .388 career shooting...Ranks third on Bucks' all-time career list in 3PT FGM (545), trailing only Ray Allen (1,051) and Michael Redd (1,003)...Earned NBA All-Rookie First Team honors with Bucks in 2009-10, winning Eastern Conference Rookie of the Month honors four times...In 2009-10, set Bucks rookie records for assists (470) and 3PT FGM(145)...Played in 2010 and 2011 NBA Rookie Challenges at Dallas and Los Angeles...Has been named Eastern Conference Player of the Week three times... Played professionally in Europe in 2008-09, following high school career and prior to drafting by Milwaukee in 2009...In 2008-09, played for Virtus Romas (Italy), averaging 5.5 ppg in 17.0 mpg in 27 Italian League games...In Euroleague competition, averaged 7.6 ppg over 19.0 mpg in 16 games.

2016-17: Appeared in 81 games (13 starts) with New York and Washington, averaging 7.1 points, 2.4 rebounds and 4.9 assists...Played in 58 games (11 starts) with New York, averaging 8.6 points, 4.9 assists and 2.6 rebounds...Signed as a free agent by Washington on 3/1... Appeared in 23 games (2 starts) with Washington, averaging 3.5 points, 4.7 assists and 1.9 rebounds...A double-figure scorer in 2 games for the Wizards...Tallied 5+ assists 12 times since the trade to Washington.

2015-16: Split season between Detroit and Orlando, getting off to late start due to early-season rehab of left Achilles injury suffered on Jan. 24, 2015...Over 48 total games (seven starts), averaged 6.9 ppg, 3.5 apg and 2.0 rpg over 18.1 mpg...Shot .368 (112-304) from the field and 51-155 (.329) from Dometown... Played in 23 games (one start) with Detroit, averaging 6.8 ppg (157) on 53-143 FGA (.371) over 18.1 mpg...Then played in 25 games (six starts) for Orlando, with 7.0 ppg (175) on 59-161 FGA (.366) over 18.1 mpg... Missed the season's first 28 games (Oct. 27-Dec. 18) due to left Achilles rehabilitation... Missed one game in March due to sore left foot...DNP (CD) a total of seven times, including season's last four games (Apr. 8-13)... In The D-League: As part of left Achilles rehab, played one game with Grand Rapids Drive of NBA D-League, scoring 11 points (4-9 FGA) with 12 assists in 27 minutes in win over Iowa, Dec. 19, 2015...Assigned to Grand Rapids on Dec. 17, recalled by Detroit on Dec. 20.

2014-15: Season shortened in January by left Achilles injury, notched 15.4 ppg and 6.6 apg over 28.6 mpg in 41 games (all starts) for Pistons... Had four 30+ scoring games and six 10+ assist games...Led Pistons in scoring 14 times...Scored a season-high 37 points (8-13 from Dometown) on Jan. 16, 2015 vs. Pacers...Dished off NBA season-high and career-high 21 assists vs. Magic, Jan. 21, 2015, adding 24 points...Became one of only five players since 1985-86 to record a 50-plus point game and a 20-plus assist game in their career, joining Deron Williams, Andre Miller, Mahmoud Abdul-Rauf and Stephen Marbury.

2013-14: In first year in Detroit, ranked sixth in NBA with career-high 7.6 apg, adding 5.5 ppg in 80 games (79 starts)...Had 22 double-figure assist games...Season high 35 points vs. Nuggets, Feb. 8...Tied NBA season high (w/Rondo) with season-best 18 assists vs. Phoenix, Jan. 11, 2014...Missed two games with wisdom tooth/hairline fracture of his mandible.

2012-13:): Averaged 6.5 apg (16th in NBA) with 17.5 ppg (23rd) in 80 games (all starts)...Had 10 30+ scoring games...Rang up a career-high 173 3PT FGM (173-461, .375 from Dometown)...Season-high 35 points at Chicago, Jan. 9...Named Eastern Conference Player of the Week twice (weeks ending Nov. 4 and Jan. 13)...Missed two games in April with left Achilles injury...Had 13.3 ppg and 4.0 apg in starting all four games of first round Playoff loss to Heat.

2011-12: Started all 66 games in lockout-shortened season and scored a career-high 19.1 ppg with 5.5 apg over 35.3 mpg...Ranked 16th in NBA in scoring (19.1), 17th in assists (5.5) and 12th in steals (1.58)...Had eight 30+ scoring games... Season-high 36 points at New York, Jan. 20, 2012... Had 31 points, eight assists, four steals and zero turnovers in a win over Miami, Feb. 1, 2012, becoming just the fourth player in the last decade to hit those marks for points, assists and steals in a game without committing a turnover (Iverson, Bryant, Marbury).

2010-11: Averaged 16.3 ppg and 4.8 apg over 34.4 mpg in 63 games (61 starts)...Recorded only career triple-double (20 points, 10 rebounds, 10 assists) vs. Charlotte on Oct. 30, 2010, joining Elgin Baylor as only players in NBA history to score 50+ and record a triple-double in their first 100 career games...Missed 19 games (Dec. 20-Jan. 28) after undergoing surgery to repair a fracture of the fifth metatarsal of his left foot...Played in Rookie Challenge at All-Star Weekend in Los Angeles (8 pts, 7 ast).

2009-10: NBA All-Rookie First Team...Authored memorable rookie season with Milwaukee, earning NBA All-Rookie First Team honors...Finished third in media balloting for NBA Rookie of the Year Award behind winner Tyreke Evans of Kings and runner-up Stephen Curry of Warriors...Started all 82 games with 15.5 ppg and 5.7 apg (16th in NBA) over 32.6 mpg...Led Bucks in scoring 23 times, assists 51 times...Poured in a career-high and NBA season-best 55 points (21-34 FGA, 7-8 from Dometown) vs. Warriors on Nov. 14, 2009; the most by an NBA rookie since Earl Monroe had 56 on Feb. 13, 1968 vs. Lakers...Set franchise single-season rookie records in assists (470) and three pointers (145)...Named Eastern Conference Rookie of the Month four times (October/November, December, January, March), becoming first Eastern Conference rookie to ever win the award four times...Participated in Rookie Challenge at All-Star Weekend in Dallas (22 pts, 8 ast); also took part in Skills Challenge with Steve Nash, Russell Westbrook and Deron Williams...Started all seven games in first-round Playoff loss to Hawks with 18.7 ppg and 3.6 apg...Scored Playoff career high 34 points vs. Hawks in Game One loss (Apr.

Continued on page 49





#28

CENTER
HEIGHT: 6-11
HEIGHT: 262

IAN MAHINMI

TWITTER: @IANMAHINMI



Season-By-Season Statistics

Year-Team	G	GS	MIN	FGM	FGA	PCT	3FGM	3FGA	PCT	FTM	FTA	PCT	OFF	DEF	TOT	AST	PF	DQ	STL	TO	BLK	PTS	RPG	APG	PPG
07-08 San Antonio	6	0	23	6	12	.500	0	0	.000	9	9	1.000	0	5	5	1	4	0	0	2	4	21	0.8	0.2	3.5
09-10 San Antonio	26	0	165	35	55	.636	0	0	.000	31	47	.660	13	39	52	2	32	1	3	15	8	101	2.0	0.1	3.9
10-11 Dallas	56	0	488	55	98	.561	0	2	.000	63	82	.768	43	77	120	8	105	2	14	25	15	173	2.1	0.1	3.1
11-12 Dallas	61	12	1139	130	238	.546	0	1	.000	94	147	.639	108	181	289	12	176	2	38	50	31	354	4.7	0.2	5.8
12-13 Indiana	80	2	1322	149	329	.453	0	2	.000	104	171	.608	115	196	311	27	201	0	39	92	66	402	3.9	0.3	5.0
13-14 Indiana	77	1	1248	91	189	.481	0	1	.000	90	145	.621	107	150	257	24	207	1	41	58	72	272	3.3	0.3	3.5
14-15 Indiana	61	6	1146	117	212	.552	0	0	.000	31	102	.304	105	251	356	33	172	1	30	59	46	265	5.8	0.5	4.3
15-16 Indiana	71	71	1816	264	448	.589	0	0	.000	132	225	.587	138	369	507	104	220	4	65	100	75	660	7.1	0.5	9.3
16-17 Washington	31	0	555	65	111	.586	0	0	.000	43	75	.573	47	103	150	19	90	2	34	34	24	173	4.8	0.6	5.6
TOTALS	469	92	7902	912	1692	.539	0	6	.000	597	1003	.595	676	1371	2047	230	1207	13	264	435	341	2421	4.4	0.5	5.2

Playoff Statistics

Year-Team	G	GS	MIN	FGM	FGA	PCT	3FGM	3FGA	PCT	FTM	FTA	PCT	OFF	DEF	TOT	AST	PF	DQ	STL	TO	BLK	PTS	RPG	APG	PPG
09-10 San Antonio	2	0	19	3	6	.500	0	0	.000	3	4	.750	0	2	2	0	3	0	0	2	1	9	1.0	0.0	4.5
10-11 Dallas	6	0	33	3	5	.600	0	0	.000	5	9	.556	3	3	6	0	16	0	1	0	0	11	1.0	0.0	1.8
11-12 Dallas	4	0	70	9	14	.643	0	0	.000	11	13	.846	9	9	18	0	13	0	3	1	3	29	4.5	0.0	7.3
12-13 Indiana	18	0	150	13	29	.448	0	0	.000	3	10	.300	20	22	42	1	28	0	0	12	13	29	2.3	0.1	1.6
13-14 Indiana	19	0	241	13	27	.481	0	0	.000	11	18	.611	22	23	45	3	38	0	5	10	16	37	2.4	0.2	1.9
15-16 Indiana	7	7	172	21	42	.500	0	0	.000	15	25	.600	12	24	36	8	25	0	5	14	6	57	5.1	1.1	8.1
16-17 Washington	0	0	0	0	0	---	0	0	---	0	0	---	0	0	0	0	0	0	0	0	0	0	0.0	0.0	0.0
TOTALS	56	7	685	62	123	.504	0	0	.000	48	79	.608	66	83	149	12	123	0	14	39	39	172	2.7	0.2	3.1

CAREER HIGHS

Minutes..... 36, 03/19/2016, Indiana vs Oklahoma City (3 times)
 Field Goals..... 9, 03/29/2016, Indiana vs Chicago (twice)
 Field Goal Attempts..... 18, 02/19/2016, Indiana at Oklahoma City
 Three-Point Field Goals..... None
 Three-Point Attempts..... 1, 02/19/2014, Indiana at Minnesota (6 times)
 Free Throws..... 9, 01/23/2012, Dallas vs Phoenix
 Free Throw Attempts..... 12, 01/23/2012, Dallas vs Phoenix (twice)
 Offensive Rebounds..... 7, 12/03/2015, Indiana at Portland (twice)
 Defensive Rebounds..... 12, 03/04/2016, Indiana at Charlotte
 Rebounds..... 14, 03/04/2016, Indiana at Charlotte (twice)
 Assists..... 4, 04/03/2016, Indiana at New York (5 times)
 Steals..... 7, 03/07/2017, Washington at Phoenix
 Turnovers..... 4, 04/03/2016, Indiana at New York (9 times)
 Blocked Shots..... 4, 02/29/2016, Indiana at Cleveland (5 times)
 Points..... 19, 03/27/2016, Indiana vs Houston (3 times)

PLAYOFF HIGHS

Minutes..... 33, 04/23/2016, Indiana vs Toronto
 Field Goals..... 9, 04/23/2016, Indiana vs Toronto
 Field Goal Attempts..... 14, 04/23/2016, Indiana vs Toronto
 Three-Point Field Goals..... 0, 05/01/2016, Indiana at Toronto (7 times)
 Three-Point Attempts..... 0, 05/01/2016, Indiana at Toronto (7 times)
 Free Throws..... 5, 04/18/2016, Indiana at Toronto
 Free Throw Attempts..... 6, 04/18/2016, Indiana at Toronto
 Offensive Rebounds..... 5, 04/23/2016, Indiana vs Toronto
 Defensive Rebounds..... 5, 04/23/2016, Indiana vs Toronto (twice)
 Rebounds..... 10, 04/23/2016, Indiana vs Toronto
 Assists..... 5, 04/23/2016, Indiana vs Toronto
 Steals..... 2, 04/29/2016, Indiana vs Toronto (twice)
 Turnovers..... 4, 04/21/2016, Indiana vs Toronto
 Blocked Shots..... 2, 04/29/2016, Indiana vs Toronto
 Points..... 22, 04/23/2016, Indiana vs Toronto

TRANSACTIONS: Drafted by the San Antonio Spurs in the first round (28th pick) of the 2005 NBA Draft... Signed as a free agent by the Dallas Mavericks on July 13, 2010... Traded to the Indiana Pacers by the Mavericks for Darren Collison and Dahntay Jones on July 12, 2012... Signed by the Wizards as a free agent on July 7, 2016.



INFO

DATE OF BIRTH: NOVEMBER 5, 1986
FROM: ROUEN, FRANCE
DRAFTED: 28TH OVERALL BY SAN ANTONIO IN 2005
NBA YEARS: 9
PRONUNCIATION: yawn muh-HEEN-me

WIZ FACTS

- Had a career-high seven steals at Phoenix (3/7), the most for a center since Chris Bosh had seven on 1/23/09 (at Chicago)
- Scored 10+ points off the bench five times and had 5+ rebounds off the bench 15 times
- Member of the 2011 NBA Champion Dallas Mavericks

PROFESSIONAL: A nine-year NBA veteran with the Spurs (2007-10), Mavericks (2010-12) and Pacers (2012-16)...Owns career averages of 5.2 points and 4.4 rebounds per game in 469 appearances (92 starts)...Has shot 53.9 percent from the field...Has recorded three double-doubles in his career...Began his professional career at age 16 with STB LeHavre in France's Pro A League...Spent three seasons (2003-06) with the ball club before being drafted by the Spurs...Also played four games with the team in 2011 before the NBA labor dispute had been resolved...Averaged 12.3 points, 8.8 rebounds and 1.0 assist per game for LeHavre...In 2005-06, averaged 7.4 points, 5.1 rebounds and 1.0 steals per game in eight appearances in the U20 European Championships enroute to being named the ProA League's under 20 Player of the Year.

2016-17: Appeared in 31 games, averaging 5.6 points, 4.8 rebounds and 0.6 assists...Scored 10+ points off the bench five times...Pulled down 5+ rebounds off the bench 15 times...Recorded 15 points (5-8 FG), nine rebounds, career-high seven steals, one assist and one block at Phoenix (3/7)...The seven steals at Phoenix are the most for a center since Chris Bosh had seven on 1/23/09 (at Chicago)...Had 16 points (5-6 FG) to go with seven rebounds and four steals vs. Brooklyn (3/24)...Missed 50 games due to injury; missed 14 games due to left knee rehabilitation (10/27-11/25); missed 36 games due to PRP treatment (11/28-2/6).

2015-16: Started all 71 games in which he appeared during the regular for the Indiana Pacers...Set new career highs in nearly every statistical category, including points (9.2), rebounds (7.1), assists (1.5) and blocks (1.1)...Set a Pacers NBA franchise record among players who have made a minimum of 150 field goals in a season as he shot 58.9 percent from the field...Among qualified league leaders, ranked 34th in offensive rebounds per game (1.9), 43rd in total rebounds (7.1) and 36th in blocked shots (1.1)...Scored in double figures 35 times, pulled down 10 or more rebounds in 15 games and posted nine double-doubles...Tied his career high with 19 points while shooting 9-for-18 from the field to go with 11 rebounds in the road win at Oklahoma City (2/19)...Matched that output with 19 points to go with 11 rebounds while tying his career high of four assists in the win over the Rockets (3/27)...Scored 10 points and tied his career high with 14 rebounds at Charlotte (3/4)...Scored in double figures in four consecutive games, the longest streak in his NBA career, from Jan. 8-13...Scored his 2,000th career point at Miami (2/22)...Missed 11 games due to injury during the regular season: Missed six games (11/4; 1/30-2/5; 3/17) due to a sore lower back, one game (12/31) with a sore left knee, one game (1/17) with a sore left heel, two games (1/22-23) with a sprained left ankle and one game for rest (4/13).

2014-15: Appeared in 61 games and made six starts while averaging 4.3 points, 5.8 rebounds in 18.8 minutes per game with the Indiana Pacers...Shot 55.2 percent from the field and scored in double figures four times...Recorded a career-high 14 rebounds at Houston, 1/19...Grabbed 10 rebounds in back-to-back games on March 10-12, the first time in his career with consecutive games of 10 or more rebounds...Recorded the second double-double of his career with 12 points and 10 rebounds against Phoenix, 11/22...Tied a career-high with four blocked shots in the win over Milwaukee, 3/12...Recorded one DNP-CD (Jan. 9)...Missed 17 games from Dec.8-Jan. 7 with torn left plantar fascia...Sat out three games from Feb. 6-9 with a sprained right ankle.

2013-14: Appeared in 78 games during the regular season, finishing with averages of 3.5 points and 3.3 rebounds in 16.2 minutes per game with the Indiana Pacers...Blocked 72 shots during the regular season, finishing 35th in the NBA...Posted his third straight season with at least 100 offensive rebounds, collecting 107 on the offensive glass...Tallied a career-best four steals at Brooklyn (12/23)...Recorded his 1,000th career rebound in the second quarter at Washington, 3/28...At Milwaukee (4/9), made his first start since the 2012-13 regular season finale against Philadelphia (4/17/13)...Inactive vs. Boston (3/11) with a bruised left rib and recorded three DNP-CDs.

2012-13: In his first year with Indiana, made 80 appearances (two starts) while averaging 5.0 points and 3.9 rebounds in 16.5 minutes per game...Set career highs in games played (80)...Posted his best shooting performance of the season, going 6-for-6 vs. Portland (12/5)...One of two players to make appearances in each of the first 79 games for Indiana, he drew his first DNP-CD at New York, 4/14...Scored the 1,000th point of his career on 3/18 at Cleveland.

2011-12: Played in 61 games for the Dallas Mavericks, averaging 5.8 points, 4.7 rebounds and 18.7 minutes per game...Among Mavs with at least 200 attempts, his 54.6 percent from the field ranked second best on the team...Including six of Dallas' first 18 games, he scored in double figures 10 times.

2010-11: After signing as a free agent with the Dallas Mavericks, averaged 3.1 points and 2.1 rebounds per game in 56 appearances...Shot 56 percent from the floor and hit 63-of-82 free throws (a career-best 76.8 percent)...Scored in double figures four times, pulled down 10 or more rebounds twice and recorded the first double-double of his career with 12 points and 10 rebounds in 21 minutes vs. Golden State (12/7/10)...Drew 25 DNP-CDs and sat out the game vs. Phoenix (4/10) with a stiff lower back.

Continued on page 49





#9

FORWARD
HEIGHT: 6-10
WEIGHT: 245

SHELDON McCLELLAN

TWITTER: @SHELDONMACC



Season-By-Season Statistics

Year-Team	G	GS	MIN	FGM	FGA	PCT	3FGM	3FGA	PCT	FTM	FTA	PCT	OFF	DEF	TOT	AST	PF	DQ	STL	TO	BLK	PTS	RPG	APG	PPG
16-17 Washington	30	3	28	30	75	.400	7	30	.233	23	27	.852	4	30	34	15	17	0	8	5	2	90	1.1	0.5	3.0

Playoff Statistics

Year-Team	G	GS	MIN	FGM	FGA	PCT	3FGM	3FGA	PCT	FTM	FTA	PCT	OFF	DEF	TOT	AST	PF	DQ	STL	TO	BLK	PTS	RPG	APG	PPG
16-17 Washington	3	0	4	2	3	.667	0	1	.000	0	0	---	0	0	0	0	1	0	0	0	0	4	0.0	0.0	1.3

CAREER HIGHS

Minutes 35, 11/12/16, Washington at Chicago
 Field Goals 6, 4/12/17, Washington at Miami
 Field Goal Attempts 11, 4/12/17, Washington at Miami
 Three-Point Field Goals 1, 4/12/17, Washington at Miami (6 times)
 Three-Point Attempts 4, 4/12/17, Washington at Miami
 Free Throws 4, 12/23/16, Washington at Milwaukee (twice)
 Free Throw Attempts 5, 11/12/16, Washington at Chicago
 Offensive Rebounds 1, 11/12/16, Washington at Chicago
 Defensive Rebounds 4, 4/12/17, Washington at Miami (3 times)
 Total Rebounds 4, 4/12/17, Washington at Miami (3 times)
 Assists 3, 01/06/17, Washington vs Minnesota
 Steals 2, 01/08/17, Washington at Milwaukee (3 times)
 Turnovers 2, 4/12/17, Washington at Miami
 Blocks 1, 01/27/17, Washington at Atlanta (twice)
 Points 18, 4/12/17, Washington at Miami

PLAYOFF HIGHS

Minutes 4, 04/22/17, Washington at Atlanta
 Field Goals 2, 04/22/17, Washington at Atlanta
 Field Goal Attempts 3, 04/22/17, Washington at Atlanta
 Three-Point Field Goals None
 Three-Point Attempts 1, 04/22/17, Washington at Atlanta
 Free Throws None
 Free Throw Attempts None
 Offensive Rebounds None
 Defensive Rebounds None
 Total Rebounds None
 Assists None
 Steals None
 Turnovers None
 Blocks None
 Points 4, 04/22/17, Washington at Atlanta

TRANSACTIONS: Signed by the Wizards as a free agent on July 24, 2016.



INFO

DATE OF BIRTH: DECEMBER 21, 1992
COLLEGE: MIAMI (FL)
HIGH SCHOOL: BELLAIR (TX)
DRAFTED: UNDRAFTED
NBA YEARS: 1

WIZ FACTS

- Scored a career-high 18 points in the season finale at Miami (4/12)
- Appeared in six games (12/6-17) with the Delaware 87ers (NBADL) where he averaged 10.7 points, 3.5 rebounds and 1.5 assists
- Appeared in three playoff games for the Rio Grande Valley Vipers, averaging 19.0 points and 3.3 rebounds while shooting .633 from the floor

PROFESSIONAL: Appeared in 5 games for the Wizards in the 2016 Summer League and averaged 2.0 points.

2016-17: Appeared in 30 games (3 starts), averaging 3.0 points on .400 shooting in 9.3 minutes per game... Scored a career-high 18 points in the season finale at Miami (4/12)... Appeared in six games (12/6-17) with the Delaware 87ers (NBADL) where he averaged 10.7 points, 3.5 rebounds and 1.5 assists in 25.5 minutes while shooting .550 from the floor... Appeared in three playoff games for the Rio Grande Valley Vipers, averaging 19.0 points and 3.3 rebounds while shooting .633 from the floor... Did not play (coach's decision) in 35 games... Inactive in 17.

COLLEGE: Played two years at Texas before transferring to Miami for his junior and senior seasons... Played 141 career games, 68 at Texas and 73 at Miami... Started 96 overall... Totaled 1,963 points, 534 rebounds, 180 assists, 133 steals... Averaged 13.9 points, 3.8 rebounds, 1.3 assists, 0.9 steals... Hit 45.5 percent (634-1392) from the field, 34.0 percent (178-523) from three and 81.8 percent (517-632) at the line... As a senior in 2015-16, averaged 16.3 points, 3.2 rebounds and 1.6 assists... Was named 2016 ACC All-Conference 2nd Team and ACC-Tournament 2nd Team... Only player to start all 38 games... One of only three Canes to play all 38 games... Only Cane to score 30+ points – 31 at Charlotte, 11/25.

PERSONAL: Born Dec. 21, 1992 in Houston, TX... Full name is Sheldon Reeves McClellan... Son of Angel Johnson (mother)... Brother to Justin Jones... Graduated in December 2015 with a B.L.A. in liberal arts... Participated in 2015 adidas Nations Top NCAA Prospects camp... Played AAU for Houston Select... Cousin Jawaan McClellan played basketball for Arizona and professionally overseas... Favorite food is a homemade sloppy joe.





#1

FORWARD
HEIGHT: 6-9
WEIGHT: 215

CHRIS McCULLOUGH

TWITTER: @BROSKUNO



Season-By-Season Statistics

Year-Team	G	GS	MIN	FGM	FGA	PCT	3FGM	3FGA	PCT	FTM	FTA	PCT	OFF	DEF	TOT	AST	PF	DQ	STL	TO	BLK	PTS	RPG	APG	PPG
15-16 Brooklyn	24	4	362	44	109	.404	13	34	.382	11	23	.478	25	43	68	9	39	0	28	15	12	112	2.8	0.4	4.7
16-17 Brk.-Was.	16	0	80	16	32	.500	1	7	.143	3	5	.600	9	10	19	2	7	0	2	3	2	36	1.2	0.1	2.3
TOTALS	40	4	11	60	141	.426	14	41	.341	14	28	.500	34	53	87	11	46	0	30	18	14	143	2.2	0.3	3.7

Playoff Statistics

Year-Team	G	GS	MIN	FGM	FGA	PCT	3FGM	3FGA	PCT	FTM	FTA	PCT	OFF	DEF	TOT	AST	PF	DQ	STL	TO	BLK	PTS	RPG	APG	PPG
16-17 Washington	0	0	0	0	0	---	0	0	---	0	0	---	0	0	0	0	0	0	0	0	0	0	0.0	0.0	0.0

CAREER HIGHS

Minutes.....	25, 04/08/16, Brooklyn vs. Charlotte (twice)
Field Goals.....	6, 11/14/16, Brooklyn at LA Clippers
Field Goal Attempts.....	9, 11/14/16, Brooklyn at LA Clippers (4 times)
Three-Point Field Goals.....	2, 04/10/16, Brooklyn at Indiana (twice)
Three-Point Attempts.....	4, 04/01/16, Brooklyn at New York
Free Throws.....	3, 04/06/16, Brooklyn at Washington
Free Throw Attempts.....	5, 04/11/16, Brooklyn vs. Washington
Offensive Rebounds.....	4, 04/11/16, Brooklyn vs. Washington
Defensive Rebounds.....	7, 04/1/16, Brooklyn at New York
Rebounds.....	8, 04/1/16, Brooklyn at New York
Assists.....	1, 12/23/16, Brooklyn at Cleveland (11 times)
Steals.....	5, 04/06/16, Brooklyn at Washington
Turnovers.....	4, 01/12/2013, Orlando at L.A. Clippers
Blocked Shots.....	2, 11/14/16, Brooklyn at LA Clippers (4 times)
Points.....	13, 11/14/16, Brooklyn at LA Clippers

PLAYOFF HIGHS

Minutes.....	None
Field Goals.....	None
Field Goal Attempts.....	None
Three-Point Field Goals.....	None
Three-Point Attempts.....	None
Free Throws.....	None
Free Throw Attempts.....	None
Offensive Rebounds.....	None
Defensive Rebounds.....	None
Total Rebounds.....	None
Assists.....	None
Steals.....	None
Turnovers.....	None
Blocks.....	None
Points.....	None

TRANSACTIONS: Selected by the Brooklyn Nets with the 29th overall pick in the 2015 NBA Draft...Acquired by the Wizards, along with Bojan Bogdanovic, in exchange for Andrew Nicholson and Marcus Thornton (2/22/17).



INFO

DATE OF BIRTH: FEBRUARY 5, 1995
COLLEGE: SYRACUSE
HIGH SCHOOL: IMG ACADEMY (FL)
DRAFTED: 29TH OVERALL BY BROOKLYN IN 2015
NBA YEARS: 3

WIZ FACTS

- A 2017 NBADL All-Star after posting averages of 18.1 points and 7.7 rebounds in 31 games with the Long Island Nets
- Also averaged 10.9 points and 5.3 rebounds in 12 games with the Northern Arizona Suns
- Averaged 2.5 points and 1.2 rebounds while shooting .516 from the floor in 14 games with the Brooklyn Nets

PROFESSIONAL: A two-year NBA veteran with the Nets and Wizards...Owns career averages of 3.7 points and 2.2 rebounds per game in 40 appearances (4 starts)...Has shot 42.6 percent from the field.

2016-17: Appeared in 16 games (no starts) with Brooklyn and Washington, averaging 2.3 points and 1.2 rebounds...Played in 14 games with Brooklyn, averaging 2.5 points and 1.2 rebounds...Played in 2 games with Washington...Acquired in a trade from Brooklyn on 2/2...Scored career-high 13 points (6-9 FG) with Brooklyn at LA Clippers (11/14)...Named D-League All-Star for his play while on assignment for Brooklyn with the Long Island Nets...Also averaged 10.9 points and 5.3 rebounds in 12 games with the Northern Arizona Suns.

COLLEGE: : Appeared in 16 career games in one season at Syracuse, averaging 9.3 points, 6.9 rebounds and 2.1 blocks in 28.1 minutes per game... Freshman Season (2014-15): Was one of 22 candidates on the 2015 Wayman Tisdale Freshman of the Year Award Watch List... A knee injury suffered against Florida State required surgery and ended his season... Ranked fourth in scoring with 9.3 points per game and third in rebounding with 6.9 boards per game... In his collegiate debut, McCullough totaled 16 points and a team-best 11 rebounds against Kennesaw State... Recorded 13 points and four rebounds in the victory against Hampton... Loaded the stat sheet with 12 points, six boards and a career-high five blocks against California in the 2K Classic at Madison Square Garden... In the victory against Iowa, he led the team in both points (20) and rebounds (nine)... Was 6- 7 from field-goal range totaling 17 points and 7 rebounds against Loyola... Against Holy Cross, he had 14 points and led the team in rebounds with a career-best 13... Posted a second consecutive double-double when he tallied 10 points and 12 rebounds at Michigan... Recorded 13 points and eight rebounds, three blocks and three steals against St. John's... Accumulated eight rebounds, four blocks and two steals against Colgate.

PERSONAL: Has three sisters, Shawana, Briana and Ebony... Mother is Brenda Ryer... Has a son, Chris Jr... Uncle, Andre McCullough, played college basketball at Pittsburgh...Favorite television show is Martin... Favorite movie is The Wood... Lists Kobe Bryant as his favorite basketball player growing up... Lists the New York Islanders as his favorite hockey team and Syracuse men's basketball as his favorite sports team... Hosts the Chris McCullough Basketball Camp in the Bronx... Played football and lacrosse, in addition to basketball, while he was growing up... Started playing basketball at the age of six... Lists Batman as his favorite superhero... Miami is his favorite vacation destination... Enjoys fishing in his spare time... Favorite meal is Spanish rice and beans... Favorite video game is NBA 2K.





#5

FORWARD
HEIGHT: 6-10
WEIGHT: 245

MARKIEFF MORRIS

TWITTER: @KEEFMORRIS



Season-By-Season Statistics

Year-Team	G	GS	MIN	FGM	FGA	PCT	3FGM	3FGA	PCT	FTM	FTA	PCT	OFF	DEF	TOT	AST	PF	DQ	STL	TO	BLK	PTS	RPG	APG	PPG
11-12 Phoenix	63	7	1227	174	436	.399	43	124	.347	76	106	.717	69	210	279	65	179	2	41	70	42	467	4.4	1.0	7.4
12-13 Phoenix	82	32	1837	266	653	.407	45	134	.336	93	127	.732	131	265	396	108	209	3	77	104	64	670	4.8	1.3	8.2
13-14 Phoenix	81	0	2153	411	845	.486	34	108	.315	259	327	.792	139	346	485	144	232	2	68	147	51	1115	4.0	1.8	13.8
14-15 Phoenix	82	82	2581	512	1100	.465	57	179	.318	177	232	.763	110	396	506	192	245	4	101	170	39	1258	6.2	2.3	15.3
15-16 Pho.-Was.	64	45	1629	305	718	.425	47	155	.303	108	147	.735	73	279	352	124	184	1	58	135	34	765	5.5	1.9	12.0
16-17 Washington	76	76	2374	406	889	.457	71	196	.362	497	180	.215	837	107	386	493	126	4	82	129	43	1063	6.5	1.7	14.0
TOTALS	448	242	11801	2074	4641	.447	297	896	.331	893	1154	.774	629	1882	2511	759	1303	16	427	755	273	5338	5.6	1.7	11.9

Playoff Statistics

Year-Team	G	GS	MIN	FGM	FGA	PCT	3FGM	3FGA	PCT	FTM	FTA	PCT	OFF	DEF	TOT	AST	PF	DQ	STL	TO	BLK	PTS	RPG	APG	PPG
16-17 Washington	6	6	172	27	69	.391	5	16	.313	8	12	.667	6	27	33	7	26	1	3	6	12	67	5.5	1.2	11.2

CAREER HIGHS

Minutes.....44, 11/28/16, Washington vs. Sacramento (3 times)
 Field Goals.....15, 01/13/2015, Phoenix vs Cleveland
 Field Goal Attempts.....26, 02/26/2015, Phoenix vs Oklahoma City
 Three-Point Field Goals.....3, 02/16/2017, Washington at Indiana (18 times)
 Three-Point Attempts.....8, 11/02/2015, Phoenix at L.A. Clippers
 Free Throws.....11, 12/20/2013, Phoenix at Denver
 Free Throw Attempts.....15, 12/20/2013, Phoenix at Denver
 Offensive Rebounds.....9, 03/24/2013, Phoenix vs Brooklyn
 Defensive Rebounds.....12, 02/29/2016, Washington vs Philadelphia (3 times)
 Rebounds.....17, 12/06/2012, Phoenix vs Dallas
 Assists.....8, 02/06/2016, Phoenix vs Utah
 Steals.....5, 03/13/2015, Phoenix vs Atlanta (3 times)
 Turnovers.....6, 02/08/2016, Phoenix vs Oklahoma City (5 times)
 Blocked Shots.....6, 04/15/2013, Phoenix vs Houston
 Points.....35, 01/13/2015, Phoenix vs Cleveland

PLAYOFF HIGHS

Minutes.....40, 04/28/2017, Washington at Atlanta
 Field Goals.....8, 04/18/2017, Washington vs. Atlanta
 Field Goal Attempts.....19, 04/18/2017, Washington vs. Atlanta
 Three-Point Field Goals.....2, 04/28/2017, Washington at Atlanta (twice)
 Three-Point Attempts.....6, 04/18/2017, Washington vs. Atlanta
 Free Throws.....3, 04/24/2017, Washington at Atlanta (twice)
 Free Throw Attempts.....4, 04/24/2017, Washington at Atlanta
 Offensive Rebounds.....3, 04/28/2017, Washington at Atlanta
 Defensive Rebounds.....6, 04/22/17, Washington at Atlanta
 Total Rebounds.....8, 04/28/2017, Washington at Atlanta
 Assists.....2, 04/19/2017, Washington vs. Atlanta (twice)
 Steals.....1, 04/22/17, Washington at Atlanta (twice)
 Turnovers.....2, 04/22/17, Washington at Atlanta (twice)
 Blocks.....4, 04/18/2017, Washington vs. Atlanta
 Points.....21, 04/18/2017, Washington vs. Atlanta

TRANSACTIONS: Selected by the Suns with the 13th overall pick in the 2011 NBA Draft...Traded to the Washington Wizards in exchange for Kris Humphries, DeJuan Blair, and a protected first round pick on February 18, 2016.



INFO

DATE OF BIRTH: SEPTEMBER 2, 1989
COLLEGE: KANSAS
HIGH SCHOOL: APEX ACADEMY (PENNSAUKEN, NJ)
DRAFTED: 13TH OVERALL BY PHOENIX IN 2011
NBA YEARS: 6
PRONUNCIATION: mar-KEEF

WIZ FACTS

- Posted career highs of 71 three-pointers made and 196 attempted while shooting a career-best .362 from three-point range
- Quadrupled his double-double total from last season (nine in '16-17, two in '15-16)
- Had over 20 more 10+ scoring games from last season (60 in '16-17, 37 in '15-16)

PROFESSIONAL: Holds career average 11.9 points and 5.6 rebounds, and 1.0 steals in 448 games (242 starts)...Prior to the Wizards, spent his entire career with the Phoenix Suns, averaging 11.4 points and 5.4 rebounds in 345 career games...He was named Western Conference Player of the Week for November 4-10, 2013...Fourth in voting for 2013-14 NBA Sixth Man Award and 10th in voting for 2013-14 NBA Most Improved Player.

2016-17: Appeared in 76 games (all starts), averaging 14.0 points, career-high 6.0 rebounds and 1.7 assists...Shooting a career-high .362 on three-point shots...Recorded nine double-doubles...Scored 20+ points 14 times...Pulled down 10+ rebounds 10 times...Had 47 games of 10+ points and 5+ rebounds...Scored season-high 26 points (11-18 FG) with 10 rebounds, three assists and a steal vs. Indiana (2/10)...Posted 24 points (9-19 FG) to go with 15 rebounds, three blocks and two assists at Chicago (11/12)...Missed five games due to injury; missed one game due to sore left foot (12/14); missed one game to right calf tightness (2/8); missed two games due to illness (3/17-18); missed one game due to sore right ankle (4/6).

2015-16: Averaged 12.0 points and 5.5 rebounds in 64 games (45 starts)...Acquired by the Wizards in exchange for Kris Humphries, DeJuan Blair, and a protected first round pick on 2/18...In 16 starts with the Wizards, averaged 12.9 points and 6.1 rebounds...In his first start with the Wizards @ PHI (2/29), scored 16 points and grabbed 13 rebounds, 12 defensive-a career-high, for his second double-double of the season...Led the Wizards in rebounds in 3 different games...Missed 3/27 due to a strained calf...With Phoenix: Tied season-long with his sixth straight game with 10+ points with 19 on 2/10 vs. Golden State... Had third game with 20+ points of the season, scoring 23 vs. Oklahoma City on 2/8... Dished out a career-high eight assists, also posting 17 points and seven rebounds vs. Utah on 2/6...Set season-highs with 30 points, 11 rebounds and six assists, recording his first double-double of the season vs. Toronto on 2/2...Missed game at Detroit on 12/2 with a left knee contusion...Consecutive games played streak of 171 straight (sixth-longest active in the league at the time) came to an end after missing games vs. Denver on 11/14 and L.A. Lakers on 11/16 due to a left knee sprain...Left game with a mild sprain, left knee in the first quarter vs. the L.A. Clippers on 11/12.

2014-15: Continued to improve and establish himself as one of the league's most versatile power forwards in his fourth NBA season posting career-highs of 15.3 points (46.5 FG%, 31.8 3FG%, 76.3 FT%), 6.2 rebounds, 2.3 assists, 1.2 steals and 31.5 minutes in 82 games (all starts)... Had career-highs with 65 games of 10+ points, 19 games of 20+ points, three games of 30+ points (first three of career), 12 games of 10+ rebounds and 12 double-doubles...Had seven games with 25+

points, surpassing his career total of five entering the season...Led Suns in scoring 17 times (2nd on team), in rebounds 18 times (t-2nd), in assists seven times (4th), steals 20 times (3rd) and blocks 12 times (5th)... Averaged 16.3 points (47.6 FG%), 7.4 rebounds, 2.9 assists and 1.2 steals over the season's final 17 games, including a career-long-tying streak of 12 straight games with 10+ points from March 11-April 4... Among NBA players with at least 25 field goal attempts in such situations, led the NBA by shooting 54.3 FG% (19-35 FG) in the final two minutes of one-possession games, staking a claim as one of the best clutch scorers in the league... Had possibly best performance of career with career-highs and Suns season-highs of 35 points and 15 made field goals in win vs. Cleveland on Jan. 13... Shot 15-21 FG (71.4 FG%) in scoring 35 points on Jan. 13, becoming first Suns player to make 15+ field goals on 70%+ shooting since Shaquille O'Neal in 2008-09... Had first career 30+ point game with 30 points (14-21 FG), seven rebounds, five assists and four steals at Boston on Nov. 17, becoming first Sun with at least 30 points, seven rebounds, five assists and four steals since Leandro Barbosa in 2008-09... Poured in 30+ points for the third time of season/career with 31 points (12-21 FG) at Minnesota on Feb. 20... Recorded a season-high four blocked shots in addition to 15 points, 10 rebounds and seven assists vs. Denver on Nov. 26... Established then matched his career-high of seven assists on three occasions: vs. Denver on Nov. 26, vs. Orlando on Nov. 30 and at Dallas on April 8... Tied a career-high and Suns season-high with 12 defensive rebounds vs. Chicago on Jan. 30, recording a personal season-high 14 total rebounds... For the second time in his career had double-doubles in consecutive games with 12 points and 14 rebounds vs. Chicago on Jan. 30 then 17 points and 11 rebounds at Golden State on Jan. 31... Played a career-high 44 minutes, recording 29 points and 11 rebounds in overtime win vs. Oklahoma City on Feb. 26... Tied his career-high and the Suns season-high with five steals in addition to scoring team-high 22 points vs. Atlanta on March 13... Surpassed his previous career-high with his 19th and final 20+ point game of the season with 24 points (10-20 FG) vs. Oklahoma City on March 29... Surpassed his previous career-high with his 12th and final double-double of the season at New Orleans on April 10, scoring 12 points to go with 11 rebounds... Only Suns player to play in all 82 games, and has played in 163 straight games through the 2014-15 season, the sixth longest active streak in the NBA.

2013-14: Had a breakthrough season and averaged 13.8 points, 6.0 rebounds, 1.8 assists, career-high 48.6 FG% (36th in NBA) and career-high 79.2 FT% in 81 appearances (all off the bench)... Finished fourth in voting for NBA Sixth Man Award and 10th in voting for NBA Most Improved Player... Scored 1,115 points in the season, all off the bench, becoming the third Suns player to score at least 1,100 points off the bench in a season... Led the NBA in points scored off the bench (1,115), double-digit scoring games off the bench (59) and





#34

CENTER
HEIGHT: 6-11
WEIGHT: 245

DANIEL OCHEFU

TWITTER: @DANIELOCHEFU23



Season-By-Season Statistics

Year-Team	G	GS	MIN	FGM	FGA	PCT	3FGM	3FGA	PCT	FTM	FTA	PCT	OFF	DEF	TOT	AST	PF	DQ	STL	TO	BLK	PTS	RPG	APG	PPG
16-17 Washington	19	0	75	12	27	.444	0	0	.000	0	2	.00	5	17	22	3	17	0	2	3	0	24	1.2	0.2	1.3

Playoff Statistics

Year-Team	G	GS	MIN	FGM	FGA	PCT	3FGM	3FGA	PCT	FTM	FTA	PCT	OFF	DEF	TOT	AST	PF	DQ	STL	TO	BLK	PTS	RPG	APG	PPG
16-17 Washington	3	0	4	0	1	.000	0	0	---	0	0	---	0	1	1	0	1	0	0	1	0	0	0.3	0.0	0.0

CAREER HIGHS

Minutes.....16, 4/12/17, Washington at Miami
 Field Goals 4, 4/12/17, Washington at Miami (twice)
 Field Goal Attempts6, 4/12/17, Washington at Miami
 Three-Point Field Goals None
 Three-Point Attempts..... None
 Free Throws None
 Free Throw Attempts.....2, 12/23/16, Washington at Milwaukee
 Offensive Rebounds 1, 01/27/17, Washington at Atlanta (twice)
 Defensive Rebounds3, 03/25/17, Washington vs Brooklyn (3 times)
 Total Rebounds.....3, 03/25/17, Washington vs Brooklyn (3 times)
 Assists..... 1, 01/27/17, Washington at Atlanta (twice)
 Steals 1, 01/16/17, Washington vs Portland (twice)
 Turnovers.....1, 01/14/17, Washington vs. Philadelphia (3 times)
 Blocks None
 Points8, 4/12/17, Washington at Miami

PLAYOFF HIGHS

Minutes.....4, 04/22/17, Washington at Atlanta
 Field Goals None
 Field Goal Attempts 1, 04/22/17, Washington at Atlanta
 Three-Point Field Goals None
 Three-Point Attempts..... None
 Free Throws None
 Free Throw Attempts..... None
 Offensive Rebounds None
 Defensive Rebounds1, 04/28/2017, Washington at Atlanta
 Total Rebounds..... None
 Assists..... None
 Steals None
 Turnovers.....1, 04/22/17, Washington at Atlanta
 Blocks None
 Points None

TRANSACTIONS: Signed by the Wizards as a free agent on July 7, 2016.



INFO

DATE OF BIRTH: DECEMBER 15, 1993
COLLEGE: VILLANOVA
HIGH SCHOOL: DOWNING EAST (EXON, PA)
DRAFTED: UNDRAFTED
NBA YEARS: 1
PRONUNCIATION: oh-CHEF-foo

WIZ FACTS

- Had eight point and three rebounds (4-6 FG) in 16 minutes in the season finale at Miami (4/12)
- Played four years at Villanova, helping the Wildcats win the National Championship his senior year
- Appeared in four games for the Wizards in the 2016 Summer League.

PROFESSIONAL: Appeared in 4 games for the Wizards in the 2016 Summer League.

2016-17: Appeared in 19 (no starts) games, averaging 1.3 points and 1.2 rebounds in 3.9 minutes per game...Did not play (coach's decision) in 49 games...Inactive in 13...Missed one game due to illness (12/28).

COLLEGE: Played four years at Villanova, helping the Wildcats win the National Championship his senior year...Completed his career as one of only seven men to record 1,000 or more points (1,015) and 900 or more rebounds (929) for the Wildcats...As a senior in 2015-16, averaged 10.0 points and a team-high 7.5 rebounds per game while converting .627 of his field goal attempts...Named Honorable Mention All-BIG EAST and second team All-Philadelphia Big Five...Also earned the Villanova Basketball "Attitude" award for the second time in as many years at the 2016 Awards Ceremony.

PERSONAL: Played his prep basketball at the Westtown School before finishing up his studies at Downingtown East High School...Ranked 54th on ESNPU's list of Top 100 players in the class of 2012... Averaged 16 points and 12 rebounds per game as a junior at the Westtown School... Considered Georgetown, Temple, and Texas as well as VU...Signed a national letter of intent to attend Villanova in November 2011...Parents are Hassan and Elizabeth Ochefu...Also has two younger sisters and a brother, including Marie, Anthony and Ashley...Last name is pronounced Oh-CHEF-fu.





#12

FORWARD
HEIGHT: 6-7
WEIGHT: 205

KELLY OUBRE JR.

TWITTER: @KELLYOUBREJR



Season-By-Season Statistics

Year-Team	G	GS	MIN	FGM	FGA	PCT	3FGM	3FGA	PCT	FTM	FTA	PCT	OFF	DEF	TOT	AST	PF	DQ	STL	TO	BLK	PTS	RPG	APG	PPG
15-16 Washington	63	9	671	90	211	.427	25	79	.316	31	49	.633	25	108	133	13	100	0	22	34	7	236	2.1	0.2	3.7
16-17 Washington	79	5	1605	186	442	.421	54	188	.28.7	75	99	.75.8	61	200	261	47	195	1	58	50	17	501	3.3	0.6	6.3
TOTALS	142	14	2277	276	653	42.3	79	267	29.6	106	148	71.6	86	308	394	60	295	1	80	84	24	737	2.8	0.4	5.2

Playoff Statistics

Year-Team	G	GS	MIN	FGM	FGA	PCT	3FGM	3FGA	PCT	FTM	FTA	PCT	OFF	DEF	TOT	AST	PF	DQ	STL	TO	BLK	PTS	RPG	APG	PPG
16-17 Washington	6	0	98	10	30	.333	6	16	.375	5	6	.833	4	11	15	4	21	0	10	4	3	31	2.5	0.7	5.2

CAREER HIGHS

Minutes.....40, 12/14/2016, Washington vs Charlotte
 Field Goals.....7, 01/09/2017, Washington at Milwaukee (3 times)
 Field Goal Attempts.....15, 12/16/2015, Washington at San Antonio
 Three-Point Field Goals.....3, 01/24/2017, Washington vs. Boston (4 times)
 Three-Point Attempts.....7, 01/08/2017, Washington at Milwaukee (twice)
 Free Throws.....6, 11/28/2016, Washington vs. Sacramento
 Free Throw Attempts.....6, 11/28/2016, Washington vs. Sacramento
 Offensive Rebounds.....4, 12/19/2016, Washington at Indiana (4 times)
 Defensive Rebounds.....8, 12/10/2016, Washington vs. Milwaukee
 Rebounds.....10, 11/28/2016, Washington vs. Sacramento
 Assists.....3, 01/18/2017, Washington vs. Memphis (3 times)
 Steals.....4, 02/06/2017, Washington vs. Cleveland
 Turnovers.....4, 03/01/2017, Washington at Toronto
 Blocked Shots.....2, 03/20/2017, Washington at Boston (3 times)
 Points.....19, 12/10/2016, Washington vs. Milwaukee

PLAYOFF HIGHS

Minutes.....24, 04/22/17, Washington at Atlanta
 Field Goals.....4, 04/18/2017, Washington vs. Atlanta
 Field Goal Attempts.....11, 04/22/17, Washington at Atlanta
 Three-Point Field Goals.....3, 04/22/17, Washington at Atlanta
 Three-Point Attempts.....7, 04/22/17, Washington at Atlanta
 Free Throws.....2, 04/28/2017, Washington at Atlanta (twice)
 Free Throw Attempts.....2, 04/28/2017, Washington at Atlanta (3 times)
 Offensive Rebounds.....2, 04/22/17, Washington at Atlanta
 Defensive Rebounds.....3, 04/22/17, Washington at Atlanta
 Total Rebounds.....5, 04/22/17, Washington at Atlanta
 Assists.....1, 04/28/2017, Washington at Atlanta (3 times)
 Steals.....5, 04/28/2017, Washington at Atlanta
 Turnovers.....2, 04/24/2017, Washington at Atlanta (twice)
 Blocks.....1, 04/19/2017, Washington vs. Atlanta (twice)
 Points.....11, 04/18/2017, Washington vs. Atlanta

TRANSACTIONS: Selected with the 15th overall pick by the Hawks in 2015...Acquired from Atlanta in exchange for Jerian Grant (the 19th overall selection) and second round picks in 2016 and 2019 (6/25/15).



INFO

DATE OF BIRTH: DECEMBER 9, 1995
COLLEGE: KANSAS
HIGH SCHOOL: FINDLAY PREP (HENDERSON, NV)
DRAFTED: 15TH OVERALL BY ATLANTA IN 2015
NBA YEARS: 2
PRONUNCIATION: ou-BRAY

WIZ FACTS

- Averaged 11.2 points and 4.7 rebounds over the last 11 games of the season, scoring nine points or more in 10 of those 11 games
- Worked throughout the season with students at the Duke Ellington School of the Arts and gave out eight \$1,000 scholarships to deserving seniors
- Recorded his first career double-double (10 points, 10 rebounds) vs. Sacramento (11/28)

PROFESSIONAL: Appeared in 142 games (14 starts) and averaged 5.2 points and 2.8 rebounds, while shooting .423, during his two-year career with the Wizards...Averaged 7.5 points and 4.6 rebounds per game, while shooting .382 from three-point range, as a starter (14 games).

2016-17: Appeared in 79 games (5 starts), averaging 6.3 points, .421 field goal percentage and 3.3 rebounds... Scored 10+ points 24 times this season...Recorded first career double-double (10 points, 10 rebounds) vs. Sacramento (11/28)...Scored a career-high 19 points (7-11 FG) vs. Milwaukee (12/10)...Did not play (coach's decision) in one game... Missed one game due to a concussion (12/18).

2015-16: Appeared in 63 games (nine starts) and averaged 3.7 points and 2.1 rebound during his rookie campaign (2015-16) with the Wizards...Averaged 6.7 points and 4.8 rebounds per game, while shooting .534 from three-point range, as a starter (nine games)... Made his first career start in the Wizards' 109-101 victory against the Hornets (12/19)...Scored eight points and grabbed five rebounds in the contest... The night before, scored a season-high 18 points off the bench at San Antonio (12/19)...Played in the Las Vegas Summer League twice with the Wizards...in 2015, averaged 16.8 points, 5.7 rebounds, 1.8 steals and 1.3 assists in five games during the 2015 NBA Summer League in Las Vegas...Scored 30 points on 9-of-14 from the field (5-of-7 from three-point range) in the Wizards final summer league contest...In 2016, appeared in all 5 games (all starts) and averaged a team-high 19.2 points and 5.6 rebounds...Named to the All-Summer League Second Team.

COLLEGE: Averaged 9.3 points and 5.0 rebounds in 21.3 minutes per game, starting 27 games for KU including the last 26 contests, except for Senior Night...Was an All-Big 12 Honorable Mention honoree and member of the Big 12 All-Newcomer Team...Was a top 10 Wayman Tisdale Award finalist...Selected as the Big 12 Newcomer of the Week twice...Finished second on the KU squad with 41 steals and led the Jayhawks in steals 11 times during the season...Recorded three games of 20 or more points, including a career-high 25 points against TCU in the quarterfinals of the Big 12 Championship...Recorded three double-doubles on the season.

PERSONAL: Born Kelly Paul Oubre, Jr., in New Orleans, Louisiana... Parents are Kelly Oubre Sr. and Tonya Coleman Oubre...Has an older sister, Amber Coleman, and a young brother, Gared Washington... Moved from New Orleans to Richmond, TX, outside of Houston following Hurricane Katrina when he was in fourth grade in 2005 with his father, Kelly Sr...A five-star recruit entering Kansas...Scored 11 points and made the game-winning free throws in the 2014 McDonald's All-American game...Averaged 23 points per game for Findley College Prep in Nevada his senior season... Averaged 22.7 points while at Richmond's Bush High School his junior year... Played on the USA Basketball Developmental National Team Mini-Camp in the summer of 2013...Enjoys longboarding and video games.





#22 FORWARD HEIGHT: 6-8 WEIGHT: 205

OTTO PORTER JR.

TWITTER: NONE



Season-By-Season Statistics

Year-Team	G	GS	MIN	FGM	FGA	PCT	3FGM	3FGA	PCT	FTM	FTA	PCT	OFF	DEF	TOT	AST	PF	DQ	STL	TO	BLK	PTS	RPG	APG	PPG
13-14 Washington	37	0	319	33	91	.363	4	21	.190	8	12	.667	21	36	57	10	26	0	8	14	1	78	1.5	0.3	2.1
14-15 Washington	74	13	1432	176	391	.450	35	104	.337	58	79	.734	70	151	221	65	97	0	44	52	30	445	3.0	0.9	6.0
15-16 Washington	75	73	2276	339	717	.473	98	267	.367	95	126	.754	97	294	391	120	163	0	105	70	32	871	5.2	1.6	11.6
16-17 Washington	80	80	2605	414	803	.516	148	341	.434	99	119	.832	118	396	514	1215	193	1	116	44	42	1075	6.4	1.5	13.4
TOTALS	266	166	6632	962	2002	.481	285	733	.389	260	336	.774	306	877	1183	316	479	1	273	180	105	2469	4.4	1.2	9.3

Playoff Statistics

Year-Team	G	GS	MIN	FGM	FGA	PCT	3FGM	3FGA	PCT	FTM	FTA	PCT	OFF	DEF	TOT	AST	PF	DQ	STL	TO	BLK	PTS	RPG	APG	PPG
13-14 Washington	3	0	6	1	3	.333	0	1	.000	0	0	---	0	0	0	0	0	0	0	0	0	2	0.0	0.0	0.7
14-15 Washington	10	0	331	39	88	.443	12	32	.375	10	21	.476	24	56	80	18	16	0	12	6	2	100	8.0	1.8	10.0
16-17 Washington	6	6	177	19	39	.487	7	18	.389	14	16	.875	6	27	33	8	17	0	8	3	3	59	5.5	1.3	9.8
TOTALS	19	6	514	59	130	.454	19	51	.373	24	37	.649	30	83	113	26	33	0	20	9	5	161	5.9	1.4	8.5

CAREER HIGHS

Minutes.....45, 02/06/2017, Washington vs Cleveland (twice)
 Field Goals.....14, 11/09/2016, Washington vs. Boston
 Field Goal Attempts.....20, 01/01/2016, Washington vs Orlando
 Three-Point Field Goals.....6, 02/16/2017, Washington at Indiana (3 times)
 Three-Point Attempts.....10, 02/16/2017, Washington at Indiana (twice)
 Free Throws.....8, 03/03/2017, Washington vs Toronto
 Free Throw Attempts.....9, 03/03/2017, Washington vs Toronto
 Offensive Rebounds.....7, 11/09/2016, Washington vs. Boston
 Defensive Rebounds.....13, 12/26/2016, Washington vs. Milwaukee
 Rebounds.....14, 11/09/2016, Washington vs. Boston (twice)
 Assists.....7, 01/08/2017, Washington at Milwaukee
 Steals.....5, 03/12/2016, Washington at Denver
 Turnovers.....5, 12/04/2015, Washington vs Phoenix
 Blocked Shots.....3, 01/02/2017, Washington at Dallas (twice)
 Points.....34, 11/09/2016, Washington vs. Boston

PLAYOFF HIGHS

Minutes.....40, 05/09/2015, Washington vs Atlanta
 Field Goals.....7, 05/09/2015, Washington vs Atlanta
 Field Goal Attempts.....15, 05/09/2015, Washington vs Atlanta
 Three-Point Field Goals.....2, 04/28/2017, Washington at Atlanta (7 times)
 Three-Point Attempts.....6, 05/09/2015, Washington vs Atlanta
 Free Throws.....9, 04/26/2017, Washington vs Atlanta
 Free Throw Attempts.....10, 04/26/2017, Washington vs Atlanta
 Offensive Rebounds.....6, 05/15/2015, Washington vs Atlanta
 Defensive Rebounds.....10, 05/03/2015, Washington at Atlanta
 Rebounds.....11, 05/03/2015, Washington at Atlanta
 Assists.....5, 05/05/2015, Washington at Atlanta
 Steals.....3, 04/19/2017, Washington vs. Atlanta (twice)
 Turnovers.....3, 05/13/2015, Washington at Atlanta
 Blocked Shots.....2, 04/24/2017, Washington at Atlanta
 Points.....17, 05/09/2015, Washington vs Atlanta

TRANSACTIONS: Selected by Washington in the first round (3rd overall pick) of the 2013 NBA Draft.



INFO

DATE OF BIRTH: JUNE 3, 1993
COLLEGE: GEORGETOWN
HIGH SCHOOL: SCOTT COUNTY CENTRAL (SIKESTON, MO)
DRAFTED: 3RD OVERALL BY WASHINGTON IN 2013
NBA YEARS: 4

WIZ FACTS

- Ranked fourth in the NBA in three-point percentage
- One of three players to average 13.4 points, 6.5 rebounds and shoot above .400 from three-point range this season
- Became the first player in franchise history to record back-to-back games with six three-pointers

PROFESSIONAL: Holds a career average 9.3 points and 4.4 rebounds, and 1.2 assists in 266 games (166 starts)... Was named to the 2014 All-NBA Summer League First Team after averaging 19.0 points, 5.8 rebounds and 1.8 assists per while shooting .469 from the field in six games.

2016-17: Appeared in 80 games (all starts), averaging career highs in points (13.4), field goal percentage (.516), three-point percentage (.434) and rebounds (6.4), and steals (1.5)... Has posted 14 games of 20+ points (recorded 10 prior to this season)... Surpassed his previous career total (137) for three pointers made with 148 this season... Ranks fifth in the NBA in three-point percentage... Increased his scoring average by over 2 points per game and his three-point percentage by .07... Became the first player in franchise history to record back-to-back games with six 3-pointers (1/18 vs. Memphis, 1/19 at New York)... One of six players in their fourth NBA season to shoot .500 from the field, .400 on threes and .800 on free throws (min. 60 games played), joining Drazen Petrovic (92-93), Jeff Hornacek (89-90), Joe Dumars (88-89) and Craig Hodges (85-86)... One of three players to average 13.5 points, 6.5 rebounds and shoot above .400 from three-point range this season (Serge Ibaka, LaMarcus Aldridge), would also be one of four players in team history to finish with those averages (Trevor Ariza, Greg Ballard and Chris Webber)... One of two players (CJ McCollum) to see their field goal percentage, three-point percentage, scoring and rebounding averages improve since the start of the 2013-14 season... Missed one game due to back spasms (4/8).

2015-16: Averaged career-highs in points (11.6), rebounds (5.2), and assists (1.6) in 75 games (73 starts)... Had a career high 28 points at DAL (12/12) on 11-18 shooting... Had his first career double-double with 15 points and 11 rebounds vs. DAL (12/6)... Had a career-high five steals at DEN (3/12)... Had nine games of 20+ points, third most on the Wizards... Grabbed a career-high 14 rebounds at Miami (12/7)... Set career-highs in 13 different categories... Missed four games due to a sore right hip (1/15-1/20) and three games due to a bruised left thigh (12/19-12/23).

2014-15: Averaged 6.0 points and 3.0 rebounds in 19.2 minutes per game (13 starts)... Had 13 games of 10+ points... Scored a career-high 21 points vs. MIL (11/1)... Averaged 10.2 points and 4.3 rebounds in 13 starts... Scored 19 points on a career-high eight field goals made at PHI (2/27)... Had a career-high four steals vs. CLE (2/20)... Missed one game due to left hamstring tightness (11/22).

2013-14: Averaged 2.1 points and 1.5 rebounds in 37 games... Made his NBA debut playing 14 minutes against MIL (12/6)... Scored a career-high nine points vs. BOS (4/2) and at ORL (4/11)... Had his career high of nine rebounds at ORL (4/12) and tallied eight rebounds against DET (12/28)... Missed 15 games due to injury (15 - right hip flexor (10/30-11/27)).

COLLEGE: Named Big East Player of the Year and First Team AP All-American as a sophomore... Led the Hoyas in scoring and rebounding with 16.2 points and 7.5 rebounds per game as a sophomore and a share of the Big East regular season championship... Helped lead the Hoyas to a 25-7 record and a number two seed in the 2013 NCAA Tournament... Selected as a John R. Wooden All-American and a finalist for the Wooden Award and Naismith Trophy... Was the only unanimous selection to the All-Big East Conference First Team... Was named the Big East Player of the Week three times during the 2012-13 season, including a streak of three-straight honors, marking the first time a BIG EAST player had won the award in three-straight weeks since the 2003 season... Scored a career-high 33 points in a win at Syracuse (2/23/13)... Averaged 18.1 points and 7.3 rebounds per game, while shooting .498 from the field, .441 from three-point range and .807 from the free-throw in Big East play during his sophomore campaign.

PLAYOFFS: Entering 2017 Playoffs, averaged 10.0 points and 8.0 rebounds during the 2015 NBA Playoffs... Posted his first career playoff double-double at ATL (5/3).

PERSONAL: The son of Otto and Elnor Porter... Born in St. Louis, MO... Has a sister, Brittany, and a brother, Jeffrey... Enjoys bike riding... Lists his father as the most influential person in his athletic career... Earned all-state honors as a junior and senior at Scott County Central... Won three state championships... In the state championship game as a senior, he scored 29 points and grabbed 35 rebounds, breaking the school record for career rebounds, previously held by his father.





#31

GUARD/FORWARD
HEIGHT: 6-7
WEIGHT: 210

TOMÁŠ SATORANSKÝ

TWITTER: @SATORANSKY



Season-By-Season Statistics

Year-Team	G	GS	MIN	FGM	FGA	PCT	3FGM	3FGA	PCT	FTM	FTA	PCT	OFF	DEF	TOT	AST	PF	DQ	STL	TO	BLK	PTS	RPG	APG	PPG
16-17 Washington	57	3	719	61	147	.415	9	37	.243	23	33	.697	25	58	83	92	60	0	26	38	6	154	1.5	1.6	2.7

Playoff Statistics

Year-Team	G	GS	MIN	FGM	FGA	PCT	3FGM	3FGA	PCT	FTM	FTA	PCT	OFF	DEF	TOT	AST	PF	DQ	STL	TO	BLK	PTS	RPG	APG	PPG
16-17 Washington	5	0	12	0	0	---	0	0	---	0	0	---	0	1	1	2	2	0	1	2	0	0	0.2	0.4	0.0

CAREER HIGHS

Minutes.....	32, 11/09/16, Washington vs. Boston (twice)
Field Goals.....	4, 01/27/17, Washington at Atlanta (4 times)
Field Goal Attempts.....	12, 11/12/16, Washington at Chicago
Three-Point Field Goals.....	1, 03/07/17, Washington at Denver (8 times)
Three-Point Attempts.....	3, 4/12/17, Washington at Miami (4 times)
Free Throws.....	4, 4, 01/14/17, Washington vs. Philadelphia
Free Throw Attempts.....	4, 01/14/17, Washington vs. Philadelphia (3 times)
Offensive Rebounds.....	3, 01/16/17, Washington vs Portland
Defensive Rebounds.....	7, 01/16/17, Washington vs Portland
Total Rebounds.....	10, 01/16/17, Washington vs Portland
Assists.....	9, 11/12/16, Washington at Chicago
Steals.....	2, 4/12/17, Washington at Miami (4 times)
Turnovers.....	3, 11/04/16, Washington vs Atlanta
Blocks.....	2, 02/08/17, Washington at Brooklyn
Points.....	12, 11/12/16, Washington at Chicago

PLAYOFF HIGHS

Minutes.....	9, 04/22/17, Washington at Atlanta
Field Goals.....	None
Field Goal Attempts.....	None
Three-Point Field Goals.....	None
Three-Point Attempts.....	None
Free Throws.....	None
Free Throw Attempts.....	None
Offensive Rebounds.....	None
Defensive Rebounds.....	1, 04/22/17, Washington at Atlanta
Total Rebounds.....	1, 04/22/17, Washington at Atlanta
Assists.....	1, 04/22/17, Washington at Atlanta
Steals.....	1, 04/22/17, Washington at Atlanta
Turnovers.....	2, 04/22/17, Washington at Atlanta
Blocks.....	None
Points.....	None

TRANSACTIONS: 32nd overall pick (second round) by the Wizards in 2012.



INFO

DATE OF BIRTH: OCTOBER 30, 1991
FROM: PAGUE, CZECH REPUBLIC
DRAFTED: 32ND OVERALL BY WASHINGTON IN 2012
NBA YEARS: 1
PRONUNCIATION: Thomas sah-tore-RAN-skee

WIZ FACTS

- Had 11 points in 20 minutes to help the team close out the Palace with a win at Detroit 4/10
- Scored 10+ points three times
- Recorded first career double-double vs. Portland (1/16) - 10 points, 10 rebounds

PROFESSIONAL: Spent his entire professional career playing internationally...Last season, averaged 10.7 points and 4.3 assists while shooting .439 from three-point range in 43 games for Barcelona in the ACB League (Spain) and tallied 9.0 points and 4.2 assists in 29 games of Euroleague action...In 2014-15, averaged 8.1 points and 3.3 assists while shooting .432 from three-point range in 68 combined games between ACB and Euroleague play for Barcelona...After being drafted by the Wizards, participated 2012 Las Vegas Summer League...Appeared in five games (no starts) and averaged 4.4 points and 1.8 assists... Recorded a personal best 11 points off the bench in the Wizards 76-70 win vs. Houston...Later that season when on to play two seasons for Sevilla in Spain (2012-14). Prior to being drafted by Washington, he played three pro seasons (2009-10 through 2011-12) in Spain (for Qalat Caja Sol Sevilla and Cajasol Sevilla) and two pro seasons (2007-08 & 2008-09) in his native Czech Republic (for USK Prague).

2016-17: Appeared in 57 games (3 starts), averaging 2.7 points, 1.6 assists and 1.5 rebounds in 12.6 minutes per game...Recorded first career double-double vs. Portland (1/16) - 10 points 10 rebounds...Did not play (coach's decision) in 23 games...Missed two games due to illness (1/10-11).

PERSONAL: Satoransky is from Prague, Czech Republic and is a member of the Czech Republic National Team.





#14

FORWARD/CENTER
HEIGHT: 7-0
WEIGHT: 240

JASON SMITH

TWITTER: @JASONSMITH014



Season-By-Season Statistics

Year-Team	G	GS	MIN	FGM	FGA	PCT	3FGM	3FGA	PCT	FTM	FTA	PCT	OFF	DEF	TOT	AST	PF	DQ	STL	TO	BLK	PTS	RPG	APG	PPG
07-08 Philadelphia	76	1	1107	141	310	.455	4	14	.286	54	82	.659	77	153	230	20	142	1	22	48	50	340	3.0	0.3	4.5
09-10 Philadelphia	56	2	658	75	174	.431	10	29	.345	29	42	.690	54	81	135	33	110	1	21	35	28	189	2.4	0.6	3.4
10-11 New Orleans	77	6	1102	136	307	.443	0	2	.000	59	70	.843	89	152	241	36	150	0	26	53	32	331	3.1	0.5	4.3
11-12 New Orleans	40	29	947	181	348	.520	1	9	.111	33	47	.702	72	124	196	34	102	0	21	40	41	396	4.9	0.9	9.9
12-13 New Orleans	51	0	876	167	341	.490	0	4	.000	86	102	.843	64	122	186	34	123	0	15	55	45	420	3.6	0.7	8.2
13-14 New Orleans	31	27	830	131	282	.465	0	0	.000	39	50	.780	51	130	181	29	100	3	11	28	29	301	5.8	0.9	9.7
14-15 New York	82	31	1785	257	592	.434	15	42	.357	127	153	.830	98	226	324	140	205	2	32	104	44	656	4.0	1.7	8.0
15-16 Orlando	76	2	1181	244	503	.485	4	16	.250	54	67	.806	53	166	219	62	163	1	33	57	65	546	2.9	0.8	7.2
16-17 Washington	74	3	1068	174	329	.52.9	37	78	47.4	35	51	68.6	64	194	258	37	168	2	21	54	58	420	3.5	0.5	5.7
TOTALS	563	101	9553	1506	3186	47.3	71	194	36.6	516	664	77.7	622	1348	1970	425	1263	10	202	478	388	3599	3.5	0.8	6.4

Playoff Statistics

Year-Team	G	GS	MIN	FGM	FGA	PCT	3FGM	3FGA	PCT	FTM	FTA	PCT	OFF	DEF	TOT	AST	PF	DQ	STL	TO	BLK	PTS	RPG	APG	PPG
07-08 Philadelphia	6	0	82	8	18	.444	0	1	.000	4	4	1.000	4	11	15	3	5	0	1	2	5	20	2.5	0.5	3.3
10-11 New Orleans	6	0	9.7	1.2	2.5	.467	0.0	0.0	.000	0	0	.000	1	6	7	1	11	0	2	0	0	14	1.2	0.2	2.3
16-17 Washington	6	0	99	8	23	.348	1	8	.125	3	4	.750	7	13	20	2	21	0	2	7	3	20	3.3	0.3	3.3
TOTALS	18	0	239	23	56	.411	1	9	.111	7	8	.875	12	30	42	6	37	0	5	9	8	54	2.3	0.3	3.0

CAREER HIGHS

Minutes.....47, 12/02/2013, New Orleans at Chicago
 Field Goals.....12, 04/07/2012, New Orleans vs Minnesota
 Field Goal Attempts.....21, 11/21/2012, New Orleans at Indiana
 Three-Point Field Goals.....3, 03/17/2017, Washington vs. Chicago (twice)
 Three-Point Attempts.....6, 03/17/2017, Washington vs. Chicago
 Free Throws.....8, 11/03/2012, New Orleans at Chicago
 Free Throw Attempts.....10, 01/07/2015, New York at Washington
 Offensive Rebounds.....7, 12/02/2013, New Orleans at Chicago
 Defensive Rebounds.....13, 12/11/2013, New Orleans vs Detroit
 Rebounds.....16, 12/11/2013, New Orleans vs Detroit
 Assists.....6, 04/11/2015, New York at Orlando (3 times)
 Steals.....4, 04/11/2016, Orlando vs Milwaukee
 Turnovers.....5, 04/10/2015, New York vs Milwaukee (3 times)
 Blocked Shots.....5, 11/02/2013, New Orleans vs Charlotte (3 times)
 Points.....26, 04/07/2012, New Orleans vs Minnesota

PLAYOFF HIGHS

Minutes.....28, 04/19/2017, Washington vs. Atlanta
 Field Goals.....3, 04/19/2017, Washington vs. Atlanta(3 times)
 Field Goal Attempts.....7, 04/23/2008, Philadelphia at Detroit
 Three-Point Field Goals.....1, 04/24/2017, Washington at Atlanta
 Three-Point Attempts.....3, 04/26/2017, Washington vs Atlanta (twice)
 Free Throws.....2, 04/19/2017, Washington vs. Atlanta (3 times)
 Free Throw Attempts.....2, 04/19/2017, Washington vs. Atlanta(3 times)
 Offensive Rebounds.....2, 04/24/2017, Washington at Atlanta (3 times)
 Defensive Rebounds.....6, 04/19/2017, Washington vs. Atlanta
 Rebounds.....8, 04/19/2017, Washington vs. Atlanta
 Assists.....1, 04/24/2017, Washington at Atlanta (6 times)
 Steals.....2, 04/17/2011, New Orleans at L.A. Lakers
 Turnovers.....3, 04/18/2017, Washington vs. Atlanta
 Blocked Shots.....2, 04/19/2017, Washington vs. Atlanta (twice)
 Points.....8, 04/19/2017, Washington vs. Atlanta

TRANSACTIONS: Selected by Miami in the first round (20th overall) of the 2007 NBA Draft...Draft rights traded from Miami to Philadelphia in exchange for the draft rights to Daequan Cook, cash and a 2009 second round draft pick (Jun. 28, 2007)...Traded by Philadelphia along with Willie Green to New Orleans in exchange for Craig Brackins and Darius Songalia (Sep. 23, 2010)...Signed as a free agent by New York (Jul. 18, 2014)...Signed as a free agent by Orlando (Jul. 14, 2015)...Signed as a free agent by Washington on July 7, 2016.



INFO

DATE OF BIRTH: MARCH 2, 1986
COLLEGE: COLORADO STATE
HIGH SCHOOL: PLATTE VALLEY (KERSEY, CO)
DRAFTED: 20TH OVERALL BY MIAMI IN 2007
NBA YEARS: 9

WIZ FACTS

- Had 37 threes made and 78 attempted this season – he was previously 34-116 in his first eight seasons combined
- Scored 10+ points 13 times, with the team posting a 9-4 record in those games
- Made a season-high five three-pointers vs. Charlotte (4/4)--the team was 22-7 when he made at least three three-pointers in a game

PROFESSIONAL: Has appeared in 563 career NBA regular season games (101 starts) with Philadelphia, New Orleans, New York and Orlando... Holds career averages of 6.4 points and 3.5 rebounds while shooting .473 from the field.

2016-17: Appeared in 74 games (3 starts), averaging 5.7 points on .529 shooting and 3.5 rebounds... Scored 10+ points 13 times, and grabbed 5+ rebounds 26 times this season off the bench... Set a career high with five three-pointers vs. Charlotte (4/4)... Had 37 threes this season, entered with 34 in his first eight seasons combined... Did not play (coach's decision) in 7 games... Missed one game due to a strained hamstring (12/18).

2015-16: Played in 76 games (two starts) with Orlando and averaged 7.2 points and 2.9 rebounds while shooting .485 from the field... Scored in double figures 19 times including a season-high 25 vs. Denver on 3/15... Tallied 10+ rebounds twice, 13 vs. Denver on 3/15 and 10 vs. Minnesota on 11/18... Recorded 4+ blocks three times and had multiple blocks in 16 contests.

2014-15: Played in all 82 games (31 starts) with New York, averaging 8.0 ppg., 4.0 rpg. and 1.7 apg. in 21.8 minpg., while shooting .830 (127-153) from the free throw line... Led (or tied) the team in scoring once, in rebounding 11 times and in assists five times... Scored in double figures 29 times and had 20+ points twice, including a season-high 25 points on Feb. 11 @ Orlando... Pulled down 10+ rebounds four times, including a season-high 13 rebounds on Feb. 7 vs. Golden State... Recorded three double-doubles... Dished out a career-high six assists three times, the last on Apr. 11 @ Orlando... Had at least one steal 29 times... Recorded at least one blocked shot 27 times and had two-or-more blocks ten times, including a season-high four blocked shots twice, the last time on Apr. 11 @ Orlando.

2013-14: Played in 31 games (27 starts) with New Orleans, averaging 9.7 ppg. and 5.8 rpg. in 26.8 min pg... Scored a season-high 22 points twice, the last time on Dec. 11 vs. Detroit... Also pulled down a career-high 16 rebounds on Dec. 11 vs. Detroit... Recorded a career-high-tying five blocked shots on Nov. 2 vs. Charlotte... Had two double-doubles... Missed a total of 40 games due to injury: 30 due to right knee cartilage and 10 due to shoulder/knee injuries.

2012-13: Appeared in 51 games with New Orleans, averaging 8.2 ppg. and 3.6 rpg in 17.2 minpg., while shooting .843 (86-102) from the free throw line... Recorded a career-high five blocked shots twice... Had a career-high-tying three steals on Dec. 3 vs. Milwaukee... Notched one double-double... Missed the final 24 games of the season due to a torn right labrum.

2011-12: Played in 40 games (29 starts) with New Orleans, averaging a career-high 9.9 ppg., 4.9 rpg. and 1.03 blkpg. in 23.7 minpg... Shot a career-best .520 (181-348) from the field... Led (or tied) the team in scor-

ing four times and in rebounding eight times... Scored a career-high 26 points on Apr. 7 vs. Minnesota... Recorded four double-doubles... Suspended for two games by the NBA following a flagrant foul on Mar. 22 vs. L.A. Clippers... Missed 21 total games due to injury: missed 20 games due to a concussion and one game due to a sprained left ankle.

2010-11: Appeared in 77 games (six starts) with New Orleans, averaging 4.3 ppg. and 3.1 rpg. in 14.3 minpg... Also played in six postseason outings vs. L.A. Lakers, averaging 2.3 ppg. and 1.2 rpg in 9.7 minpg.

2009-10: Played in 56 games (two starts) with Philadelphia, averaging 3.4 ppg. and 2.4 rpg. in 11.8 minpg.

2008-09: Missed the entire regular season and the playoffs after suffering a torn left ACL during a workout session in August 2008... Underwent successful ACL reconstruction surgery on Sep. 17, 2008.

2007-08: Played in 76 games (one start) during his rookie campaign with Philadelphia, averaging 4.5 ppg. and 3.0 rpg. in 14.6 minpg... Also appeared in six playoff games vs. Detroit, averaging 3.3 ppg. and 2.5 rpg. in 13.7 minpg.

PLAYOFFS: Entering 2017 Playoffs, has appeared in 12 career NBA playoff games with Philadelphia (6) and New Orleans (6)... Averaged 2.8 points and 1.8 rebounds in 11.7 minutes per game.

COLLEGE: Played in 87 career games during three seasons at Colorado State University, averaging 14.7 ppg., 7.9 rpg. and 2.0 apg. in 27.9 minpg., while shooting .548 (456-832) from the floor... Named First Team All-Mountain West Conference as both a sophomore (2005-06) and a junior (2006-07)... During his junior season (2006-07), was one of ten NCAA Division I players to average a double-double, recording career-highs of 16.8 ppg. and 10.1 rpg... Had 24 double-doubles, the second-most in school history... As a freshman (2004-05), averaged 10.5 ppg., 5.8 rpg. and 1.7 apg., while shooting .554 (103-186) from the floor... Named the Mountain West Conference Freshman of the Year.

PERSONAL: Full name is Jason Victor Smith... During his time with New Orleans, was extremely active in the community... Helped distribute bicycles to underprivileged children at Harmony Oaks Community Center during 2010 holidays... Provided meals to senior citizens at the New Orleans Basketball Senior Luncheon in December 2011... Read to a group of elementary students at a Hornets Reading Timeout in Apr. 2012... Assisted in the dedication of a math and science center at Fontainebleau High School in Mandeville, LA... Named a two-time Colorado state high school Player of the Year... You can follow him on Twitter: @JasonSmith014.





#2

GUARD
HEIGHT: 6-4
WEIGHT: 210

JOHN WALL

TWITTER: @JOHNWALL



Season-By-Season Statistics

Year-Team	G	GS	MIN	FGM	FGA	PCT	3FGM	3FGA	PCT	FTM	FTA	PCT	OFF	DEF	TOT	AST	PF	DQ	STL	TO	BLK	PTS	RPG	APG	PPG
10-11 Washington	69	64	2606	398	972	.409	34	115	.296	301	393	.766	35	282	317	574	175	0	121	261	35	1131	4.6	8.3	16.4
11-12 Washington	66	66	2386	378	894	.423	3	42	.071	317	402	.789	48	252	300	530	137	0	95	255	57	1076	4.5	8.0	16.3
12-13 Washington	49	42	1602	324	735	.441	12	45	.267	246	306	.804	35	161	196	373	117	1	65	157	37	906	4.0	7.6	18.5
13-14 Washington	82	82	2980	579	1337	.433	108	308	.351	317	394	.805	38	295	333	721	219	1	149	295	40	1583	4.1	8.8	19.3
14-15 Washington	79	79	2837	519	1166	.445	65	217	.300	284	362	.785	36	330	366	792	180	0	138	304	45	1387	4.6	10.0	17.6
15-16 Washington	77	77	2784	572	1349	.424	115	328	.351	272	344	.791	42	337	379	789	159	0	145	318	59	1531	4.9	10.2	19.9
16-17 Washington	78	78	2836	647	1434	.451	89	272	.327	422	527	.801	58	270	328	831	151	0	160	323	50	1805	4.2	10.7	23.1
TOTALS	500	488	18031	3417	7887	.433	426	1327	.321	2159	2728	.791	292	1927	2219	4610	1138	2	873	1913	323	9419	4.4	9.2	18.8

Playoff Statistics

Year-Team	G	GS	MIN	FGM	FGA	PCT	3FGM	3FGA	PCT	FTM	FTA	PCT	OFF	DEF	TOT	AST	PF	DQ	STL	TO	BLK	PTS	RPG	APG	PPG
13-14 Washington	11	11	420	60	164	.366	7	32	.219	52	68	.765	5	39	44	78	29	0	18	36	8	179	4.0	7.1	16.3
14-15 Washington	7	7	273	43	110	.391	3	17	.176	33	39	.846	5	28	33	83	13	0	10	27	10	122	4.7	11.9	17.4
16-17 Washington	6	6	232	63	120	.525	9	19	.474	42	50	.840	1	23	24	62	12	0	10	27	4	177	4.0	10.3	29.5
TOTALS	24	24	925	166	394	.421	19	68	.279	127	157	.809	11	90	101	223	54	0	10	90	22	478	4.2	9.3	19.9

CAREER HIGHS

Minutes.....52, 01/28/2011, Washington at Oklahoma City
 Field Goals.....18, 12/06/2016, Washington vs Orlando
 Field Goal Attempts.....31, 12/06/2016, Washington vs Orlando
 Three-Point Field Goals.....5, 12/06/2016, Washington vs Orlando (4-times)
 Three-Point Attempts.....12, 02/11/2016, Washington at Milwaukee
 Free Throws.....19, 03/25/2013, Washington vs Memphis
 Free Throw Attempts.....24, 03/25/2013, Washington vs Memphis
 Offensive Rebounds.....5, 03/29/2013, Washington at Orlando
 Defensive Rebounds.....13, 02/05/2016, Washington vs Philadelphia
 Rebounds.....13, 03/17/2016, Washington at Philadelphia (twice)
 Assists.....20, 03/17/2017, Washington vs Chicago
 Steals.....9, 11/02/2010, Washington vs Philadelphia
 Turnovers.....11, 11/28/2016, Washington vs Sacramento
 Blocked Shots.....5, 10/28/2015, Washington at Orlando
 Points.....52, 12/06/2016, Washington vs Orlando

PLAYOFF HIGHS

Minutes.....44, 04/28/2017, Washington at Atlanta (5 times)
 Field Goals.....16, 04/28/2017, Washington at Atlanta
 Field Goal Attempts.....25, 04/28/2017, Washington at Atlanta
 Three-Point Field Goals.....3, 05/13/2014, Washington at Indiana
 Three-Point Attempts.....6, 05/13/2014, Washington at Indiana
 Free Throws.....12, 04/19/2017, Washington vs. Atlanta
 Free Throw Attempts.....15, 04/19/2017, Washington vs. Atlanta
 Offensive Rebounds.....4, 05/03/2015, Washington at Atlanta
 Defensive Rebounds.....7, 04/29/2014, Washington at Chicago
 Rebounds.....7, 05/03/2015, Washington at Atlanta (twice)
 Assists.....17, 04/21/2015, Washington at Toronto
 Steals.....4, 04/28/2017, Washington at Atlanta (3 times)
 Turnovers.....7, 05/09/2014, Washington vs Indiana
 Blocked Shots.....3, 05/03/2015, Washington at Atlanta
 Points.....42, 04/28/2017, Washington at Atlanta

TRANSACTIONS: Drafted with the first overall pick by the Washington Wizards in the 2010 NBA Draft.



INFO

DATE OF BIRTH: SEPTEMBER 6, 1990
COLLEGE: KENTUCKY
HIGH SCHOOL: WORD OF GOD ACADEMY (RALEIGH, NC)
DRAFTED: 1ST OVERALL BY WASHINGTON IN 2010
NBA YEARS: 7

WIZ FACTS

- Became the first player in NBA history to average at least 20.0 points, 4.0 rebounds, 2.0 steals and 0.5 blocks per game
- One of three players (James Harden, Russell Westbrook) to average a point-assist double-double this season
- Named KIA NBA Eastern Conference Player of the Month for December and recognized as the NBA Eastern Conference Player of the Week two times (12/26 - 1/1 and 3/6 - 3/12)

PROFESSIONAL: Has averaged 18.8 points, 9.2 assists, 4.4 rebounds and 1.7 steals in 500 games with 488 starts in seven NBA seasons...Joins Oscar Robertson, Magic Johnson, and Chris Paul as the only players in NBA history to average at least 17 points, eight assists and four rebounds through the first 345 games of their career...Has won Eastern Conference Player of the Week seven times in his career...A two-time Eastern Conference Player of the Month...Earned his fourth consecutive All-Star appearance...Was a reserve at the 2016 NBA All-Star game, where he recorded 22 points and three rebounds, the most points by a Wizard in the All-Star game since Moses Malone in 1987...Voted as a starter to the 2015 NBA All-Star game...Was named the 2014 Dunker of the Night at All-Star Weekend...Participated in the USA Men's Basketball Team mini-camp in July 2013, 2014 and 2015...Joined LeBron James and Kobe Bryant as the only three players in the NBA to average at least 22.0 points, 7.0 assists, 4.8 rebounds and 1.6 steals from March 1st through the end of the season (2013)...Named Eastern Conference Player of the Week for games played March 11-17 of 2013 for the first time in his career...Became the sixth fastest player in NBA history (124 games) to reach the 2,000 points/1,000 assists plateau...Since steals and blocks became an official stat in the early 1970s, is the fastest player (134 games) to reach 2,200 points, 1,000 assists, 600 rebounds, 200 steals and 90 blocks...Tallied 17 points, eight assists, six rebounds at the BBVA Rising Stars Challenge (2/24/12) as a part of NBA All-Star Weekend in Orlando...Named Eastern Conference Rookie of the Month for four consecutive months (January – April, 2011), became the first player in franchise history ever to win the honor in four consecutive months...Named MVP of the 2011 Rookie Challenge at All-Star Weekend in Los Angeles, and recorded a Rookie Challenge record 22 assists in that game (2/18/11)...Became the third-youngest player ever to record a triple-double, trailing only LeBron James (twice) and Lamar Odom, when he did so at 20 years and 65 days old (11/10/10)...With 29 points, 13 assists and a franchise record-tying nine steals (Verizon Center record) in his home debut, became the first NBA player to ever record those numbers in a single game...Became the first player in Vegas Summer League history to lead the league in both points and assists per game, and was named the Most Outstanding Player of the 2010 NBA Summer League.

2016-17: Appeared in 78 games (all starts), averaging 23.1 points, .451 field goal percentage, 10.7 assists and 2.1 steals, all career highs...Just the third player to average at least 20.0 points, 10.0 assists, 4.0 rebounds and 2.0 steals since 2000-01, joining Russell Westbrook (2015-16) and Chris Paul (2008-09, 2007-08)...First player in NBA history to record totals of at least 1,800 points, 800 assists, 150 steals and 50 blocks...Recorded a career high 50 double-doubles this season, third most among NBA guards...Holds franchise record for assists in a season (831)...Set franchise record for career steals vs. Charlotte (12/14) surpassing Greg Ballard...Set franchise record for career assists vs.

Houston (11/7) surpassing Wes Unseld...Moved into the franchise top 10 all-time scorers list...Tallied six games of 15 points and 15 assists, one of seven to do it more than once this season (James Harden, Russell Westbrook, LeBron James, Chris Paul, Jeff Teague, Ricky Rubio)...Scored a career-high 52 points vs. Orlando (12/6)...Had a career-high 20 assists vs. Chicago (3/17)...One of four players with 9,000 points and 4,500 assists through age 26, joining Isiah Thomas, Stephon Marbury and Chris Paul...Became fourth player in team history to make four straight All-Star games...Named NBA Eastern Player of the Month for December...Honored as NBA Eastern Player of the Week two times (3/6 - 3/12 and 12/26 - 1/1)...Has led the Wizards to their highest win total during his career (and highest since 1978-79)...Missed two games for rest (11/5, 11/12).

2015-16: Averaged career highs with 19.9 points, 10.2 assists and 4.9 rebounds and 1.9 assists in 36.2 minutes per game in 77 contests (all starts)...Had 49 double-doubles, the most in his career...Recorded four triple-doubles (2/5 vs. PHI, 2/23 vs. NOP, 3/16 vs. CHI, 3/17 @ PHI), the most in a single season in his career...Had 37 games with at least 11 assists...Led the team in points (1,531), assists (789), steals (145) and field goals (572)...Named NBA Eastern Conference Player of the Month for games played in December, where he averaged 22.6 points, 4.8 rebounds and 2.3 steals...Became the first player to average at least 22.0 points, 11.0 assists, 4.0 rebounds and 2.0 steals in a month since Chris Paul in April 2009...Scored 20 or more points 11 times in December, a career high for a month...Recorded 10 games with at least 20 points and 10 assists in December, the most in team history for a month...Became first player in franchise history and in the NBA since Dwayne Wade in November 2006 to have 26+ points, 12+ assists, and 5+ rebounds in three straight games (12/9-12/12)...Named Eastern Conference Player of the Week for games played 1/11-1/17 where he averaged 25.0 points, 9.8 assists, 6.0 bounds, and 3.0 steals while shooting .468 from the field and .417 from three-point range...Named to his third consecutive Eastern Conference All-Star team...Scored 22 points on 10-of-14 from the field, marking the most points scored by a Washington player in the All-Star Game since 1987 (Moses Malone, 27)...Had 52 games with 10+ assists, the first player to have 50 or more games with 10+ assists since Steve Nash in 2010-11...Recorded nine straight double-doubles between 3/12-3/27, the longest streak by a guard this season.

2014-15: Averaged 17.6 points, a career-high 10.0 assists, and a career-high tying 4.2 rebounds per game in 79 games (all starts)...Led the team in points, assists, and steals...Finished second in the NBA assists per game and second in total assists...Finished tied for 11th in the NBA in steals per game...Was voted as a starter to the 2015 NBA All-Star game where he tallied 19 points on 9-of-16 from the field and dished out seven assists...Tallied a career-high and team leading 40 double-doubles...Finished second among all NBA guards in double-doubles...Was named Eastern Conference Player of

Continued on pages 51-52





BEAL CONTINUED

to have three games of at least 25+ points in a single postseason...Led the team in scoring during the 2015 Playoffs at 23.4 points per game...Ranks fourth in NBA history with games of 20+ points before the age of 22 with 10....Trails Kobe Bryant (18), Tony Parker (14) and LeBron James (13).

COLLEGE: Averaged 14.8 points, 6.7 rebounds, 2.2 assists, and 1.4 steals per game in his only season at University of Florida...In addition to leading the Gators in rebounding, minutes (34.2) and steals, he led all guards in the six major conferences in rebounding...Was the first player in school history to be named First-Team All-SEC and SEC All-Freshman in the same season...Named to the NCAA West Region All-Tournament Team and All-SEC Tournament team...Was named SEC Freshman of the Week six times.

PERSONAL: Participated in the 2013 and 2014 White House Easter Egg Roll as a part of the Eggativity Zone, joining President Barack Obama and other professional athletes in promoting health and wellness...Named the 2011 Gatorade National High School Player of the Year after his senior season in which he averaged 32.5 ppg, 5.7 rpg, 2.8 apg and 2.7 steals...A 2011 McDonald's and Jordan Brand All-American...Scored 17 points in 21 minutes of action in the McDonald's All American Game...Two-time Gatorade Player of the Year in Missouri (2010 and 2011)...Prior to his senior season, competed for Team USA in the U17 FIBA World Championships in Germany...Led the USA squad to the gold medal earning tournament MVP honors after averaging 18.3 points per game...Averaged 29.0 points, 5.3 rebounds and 1.7 steals per game while leading Chaminade to a Class 5 district championships as a junior...Before his junior year of high school, anchored the U16 Team USA squad to a gold medal in June of 2009 at the World Championships in Mendoza, Argentina, where he averaged a team-best 19.0 points per game over the five-game schedule.

GORTAT CONTINUED

Counts (1970-71, 10) as the only Suns reserves in franchise history with 10 or more double-doubles in a single season...Became the first Suns reserve in 26 years to rack up 16 or more rebounds in consecutive games (3/8-3/10) since Maurice Lucas in January 1985...His 17-straight double-digit scoring efforts was the longest streak by Suns reserve since Dan Majerle's 31-game stretch (February 3-April 14, 1992) and the fourth-longest in franchise history...In addition to 23 double-doubles, finished the first 55 games of his Suns tenure with 43 double-digit scoring efforts (joined the Suns with six career double-doubles and 12 double-digit scoring efforts in 175 career games with Orlando)...Finished with seven games of 20+ points on the season, after joining the

Suns with a career high of 16 points... Tallied three 20 point-15 rebound games...Collected double-figure scoring in 26 of last 27 games, after joining the Suns with 12 career double-digit scoring efforts.

2009-10: Appeared in 81 games with Orlando, averaging 3.6 ppg and 4.2 rpg in 13.4 mpg...Also played in all 14 play-off outings, averaging 3.0 ppg and 4.4 rpg in 15.1 mpg...Led (or tied) the team in rebounding six times...Scored in double figures twice, including a career-high-tying 16 points on April 14 vs. Philadelphia...Recorded double figures in rebounding four times, including a season-best 12 rebounds vs. ATL (1/9) and on February 10 at CHI (2/10)...Had at least one blocked shot 40 times and two-or-more blocks 19 times, including a season-high four blocks three times, the last on January 22 vs. Sacramento... Tallied a career-high-tying two steals twice, the last time at Philadelphia (3/1).

2008-09: Played in 63 games with the Magic, averaging 3.8 ppg and 4.5 rpg in 12.6 mpg...Made three starts, averaging 10.0 ppg, 11.7 rpg, 1.7 apg and 3.0 bpg in 33.7 mpg during that span...During the playoffs, appeared in all 24 games, averaging 3.3 ppg and 3.2 rpg in 11.3 mpg, helping the Magic reach the NBA Finals...Led (or tied) the team in rebounding seven times, including a career-high 18 rebounds at Milwaukee (4/13)...Scored in double figures seven times, including a career-high 16 points (and had 13 boards) at GSW (12/15)...Posted four double-doubles...Blocked at least one shot 32 times, including a career-high five blocks at UTH (12/13)...DNP-CD 17 times...On the Inactive List twice: once due to a sprained left ankle (12/5) and once with no injury (11/22)...In the postseason, made one start at PHI (4/30), tallying playoff career-highs of 11 points, 15 rebounds and four steals in 40 minutes...Recorded playoff career-high four blocks at L.A.L (6/4).

2007-08: Played in six games during his rookie campaign with Orlando, averaging 3.0 ppg and 2.7 rpg in 6.8 mpg...Also appeared in eight games during the NBA Playoffs, averaging 1.3 ppg and 1.0 rpg in 6.0 mpg...Became just the third player from Poland to ever appear in an NBA regular season game vs. New York (3/1), where he recorded two points and one rebound in two minutes...Tallied first double-double of career with 12 points and 11 rebounds in 28 minutes on vs. WAS (4/16)...On the Inactive List for 73 games and DNP-CD three times...Assigned to Anaheim of the NBA Development League on (11/20)... With Anaheim, averaged 9.8 ppg and 6.8 rpg in 27.8 mpg, while shooting .488 (21-43) from the field in five games...Recalled (12/2).

2006-07: Played in 14 games with Koln in Euroleague action, averaging 10.4 ppg, 5.6 rpg and 1.1 bpg, while shooting .596 from the field...Also played in 44 games with Koln in the German League, averaging 8.9 ppg, 6.2 rpg and 1.4 bpg, while shooting .575 from the floor.

2005-06: Played in 34 games with Koln, averaging 6.9 ppg, 4.1 rpg and 1.10 bpg in 19.6 mpg...Also played in 15 games during FIBA EuroCup play, averaging 9.2 ppg, 4.5 rpg and 1.2 bpg in 26.7 mpg.



2004-05: Averaged 5.2 ppg and 3.8 rpg in 29 games...Also played in 12 games during ULEP Cup action, averaging 8.4 ppg, 4.5 rpg and 1.25 bpg.

PLAYOFFS: Has appeared in 64 career playoff games (22 starts)...Averaged a career-high 13.0 points, 9.9 rebounds and 1.3 blocks per game during the 2014 NBA Playoffs...Posted career-highs in points (31) and rebounds (16) in Game 5 of the Wizards' second round series versus Indiana...Went 13-of-15 (.867) from the field which now ranks as the highest field goal percentage by a player with at least 30 points and 15 rebounds in playoff history. He also became the first foreign born player in the Eastern Conference with at least 30 points and 15 rebounds in a playoff game since Patrick Ewing did it on May 18, 1997...Averaged 12.4 points and 8.8 rebounds during the 2015 Playoffs.

PERSONAL: Name pronounced mar-CHIN gor-TOT...Grew up in Lodz, Poland...Son of legendary Polish boxer Janusz Gortat, who was a two-time Olympic bronze medalist in the lightweight division...The elder Gortat was defeat-ed by eventual winner Leon Spinks (USA) in the 1976 Olympics...Nicknamed the Polish Machine...Mother is Alicja and brother is Phillip...Honored by the Polish minister of foreign affairs and Poland's ambassador to the United States for his contributions to representing the best of Poland on and off the court...Growing up, his basketball idol was Shaq and began his career in Orlando...Wears a shoe size 15...Lists favorite food as "Polish food made by Mom or Grandma" and his favorite restaurant is Fogo de Chao...Has visited U.S. and Polish military members in Afghanistan...As a child, favorite subject in school was English...Favorite college team is Duke and favorite NFL team is the Atlanta Falcons... Favorite movie is 300...If he wasn't an NBA player, says he would be a Marine...or a model.

JENNINGS CONTINUED

PERSONAL: Attended Dominguez HS in Compton, CA for his freshman and sophomore years... Transferred to Oak Hill Academy (Mouth of Wilson, VA) for his junior season... As a senior, averaged 32.7 ppg... Named 2008 Naismith Prep Player of the Year, 2007-08 Gatorade Player of the Year, 2008 Parade Magazine Player of the Year and 2008 EA Sports Player of the Year... Led 2006-07 squad to a 41-1 record... Rated nation's #1 high school prospect in the class of 2008 by Scout.com and ESPNU 150 while being named the #4 prospect by Rivals.com.

MAHINMI CONTINUED

2009-10: In 26 games for San Antonio, averaged 3.9 points, 2.0 rebounds and 6.3 minutes per game... Shot nearly 64 percent (.636) from the floor... Made his regular season debut vs. New Jersey (1/10) and scored a season-high 15 points on 6-for-6 shooting and 3-for-4 from the line with a season-high nine rebounds.

2008-09: Missed the entire NBA season due to a right ankle injury suffered during the summer and eventually required surgery at the end of January... Made one appearance for the Austin Toros of the NBADL, scoring four points with two assists.

2007-08: Made six appearances for the Spurs during his rookie season, totaling 21 points, five rebounds and four blocked shots... In a win over Milwaukee (11/11), scored 12 points on 4-for-7 shooting... Also had an assist, a rebound and two rejections against the Bucks... Began the season with the Spurs, seeing action in six of the team's first 11 games... Later assigned to Austin of the NBA Developmental League (11/21) and was recalled (1/28)... Drew three straight DNP-CDs for the Spurs before being re-assigned on 2/1... Selected First Team All-NBAD... Averaged 16.8 points, 8.0 rebounds and 30.0 minutes per game in 46 appearances for the Toros... Shot 61.5 percent from the floor, ranking second in the NBADL in that department... Also ranked among the D-League's top 10 in rebounding (8th) and blocked shots (9th)... Scored 10 or more points 38 times for the Toros, recording 16 double-doubles.

PLAYOFFS: Entering 2017 Playoffs, has also appeared in 56 career playoff games with the Spurs (2010), Mavericks (2011-12) and Pacers (2013-14; 2015-16), averaging 3.1 points and 2.7 rebounds per game while shooting .504 percent from the field... In 2014 appeared in all of Indiana's 19 playoff games while recording averages of 1.9 points and 2.4 rebounds in 12.7 minutes per game... In 2013, appeared in 18 games for the Pacers in playoffs, totaling 29 points, 42 rebounds and 13 blocks in 8.3 minutes per game... In 2012, recorded playoff-best averages with 7.3 points and 4.5 rebounds per game while shooting 9-for-14 (64.3 percent) from the field and 11-for-13 from the free throw line (84.6 percent)... In 2011, appeared in six games and averaged 1.8 points in 5.5 minutes per game during the Dallas Maverick title run... After making just three appearances in the first three rounds, he played in three games in the NBA Finals, averaging 3.0 points and 1.7 rebounds in 9.0 minutes per game.

PERSONAL: Born and raised in Rouen, France... Name is pronounced "Yahn mah-HEEN-me," however is comfortable with either the English (Ian) or French pronunciation of his name... Says his dad calls him Ian while his mom refers to him as Yan... Mother is from Jamaica and his father is from Benin, Africa... Has two brothers and two sisters... His older brother played professional soccer in Canada... Lists Remember the Titans as his favorite movie... Enjoys traveling, naming Cabo San Lucas being his favorite destination... A member of the French National Team from 2006 through 2011, he represented France in the 2010 World Championships in Turkey, averaging 4.5 points, 3.2 rebounds and 10.0 minutes per game in six appearances... In those six games, he shot 64.3 percent from the floor and 90.0 percent from the foul line... He helped lead France to a bronze medal in the 2004 European Junior Championships...



MORRIS CONTINUED

double-doubles off the bench (11)... Posted single-season career-highs with 59 games scoring in double-digits, 18 games with 20+ points, 11 games with double-digit rebounds and 11 double-doubles... Led Suns in scoring 12 times (tied-third on Suns), rebounds 14 times (third on Suns), steals 13 times (tied-fourth on Suns) and blocks 19 times (tied-second on Suns)... Entered the season with a career-high of 23 points, a total which he surpassed 12 times during the season... Only player in NBA to average over 13.0 points and 6.0 rebounds off the bench among those who played at least 25 games as a reserve... Over the final 45 games scored in double-digits 41 times and averaged 15.6 points over this span... Scored in double-digits in career-long 12 straight games from Jan. 15-Feb. 5... Twice had streaks of three consecutive games with 20+ points (Nov. 6-10, Feb. 21-25)... Had six games shooting at least 75.0 FG% (minimum 10 attempts) which ranked t-2nd in the NBA, trailing only Dwight Howard... Named Western Conference Player of the Week for Nov. 4-10 after averaging 22.8 points, 8.0 rebounds and 2.0 steals while shooting 69.8 FG% as the Suns went 3-1 for the week... In three games from Nov. 6-10, shot over 75.0 FG% in each game with at least 12 field goal attempts in each; joined Dwight Howard and Charles Barkley as the only three players in the NBA to shoot at least 75.0 FG% with that many attempts in three straight games dating back to 1989-90... Scored career-high 28 points (10-13 FG) and 10 rebounds vs. Denver on Nov. 8, recording double-doubles in consecutive games for the first time in his career... Scored 27 points and had a season-high 15 rebounds off the bench at Cleveland on Jan. 26 to become the first player to record at least 27 points and 15 rebounds off the bench in game since Yao Ming did so in 2002... On Dec. 6 vs. Toronto made his first 11 field goal attempts of the game, finishing 11-14 FG... Scored game-high 25 points, had six rebounds, three steals and three blocks at Denver on Dec. 20, setting career-highs with 11 free throw makes and 15 free throw attempts... Missed one game, the first game of the season vs. Portland on Oct. 30, due to a league suspension.

2012-13: Averaged 8.2 points, 4.8 rebounds and 1.3 assists while appearing in all 82 games (32 starts)... Joined Luis Scola as the only Suns to appear in every game in 2012-13... Had 18 double-digit scoring efforts in 32 starts, 11 double-digit scoring efforts in 50 reserve appearances... Five double-digit rebounding efforts... Three double-doubles... April included the first consecutive 20-point efforts of his career (April 13-15) and perhaps the best all-around game of his career to that point; April 15, recorded 20 points, seven rebounds, five steals and six blocks, the first NBA player with at least those numbers since Suns forward Antonio McDyess (April 4, 1998)... Became the first NBA player with at least five steals and six blocks in a game since Josh Smith (Jan. 15, 2007)... During the season, set new career highs in scoring (23, Nov. 23 vs. New Orleans) and rebounding (17, Dec. 6 vs. Dallas)...

2011-12: As a rookie became just the seventh Sun in franchise history selected to play in the Rising Stars Challenge at NBA All-Star Weekend... Averaged 7.4 points as a rookie, the highest by a Suns first-year player since Leandro Barbosa in 2003-04... Averaged 4.4 rebounds as a rookie, most by a Suns rookie since Stoudemire in 2002-03... Despite lockout-shortened schedule in 2011-12, tallied 22 double-digit scoring efforts, the most by a Suns rookie since Barbosa in 2003-04 (24)... First career 20-point game on Feb. 14, the first by a Suns rookie since Barbosa... One rookie double-double came on Jan. 8 (eighth game), the earliest in a career by a Suns rookie since Shawn Marion (first game, 1999)... Scored 16 points in his fifth game (Jan. 2), the earliest such scoring output by a Suns rookie since Shawn Marion (second game, 1999)... Dec. 31-Jan. 2 became the first Suns rookie with consecutive 15-point efforts since Barbosa (April 11-13, 2004)... Grabbed nine rebounds in his NBA debut on Dec. 26 vs. New Orleans, one shy of becoming just the third Sun in franchise history to record double-digit boards in his first career game (Marion-1999, Alvan Adams-1975).

COLLEGE: Three-year performer at the University of Kansas named All-Big 12 Second Team, Honorable Mention AP All-American and Big 12 Championship All-Tournament Team as a junior in 2010-11... Improved scoring, rebounding and field goal percentage in all three collegiate seasons and finished with career averages of 8.5 points (55.3 FG%) and 6.1 rebounds in 109 career games (44 starts)... Averaged career-highs of 13.6 points (58.9 FG%) and 8.3 rebounds as a junior... Led Big 12 in rebounds as a junior, and led the conference with 13 double-doubles, the ninth-best single-season total in school history... 58.9 FG% as a junior was the top mark in the Big 12 and 12th in the nation... Power forward shot 40.4 3FG% for his career, including a 25-59 (42.4%) as a junior.

PERSONAL: Born in Philadelphia, Penn. on Sept. 2, 1989... Son of Thomasine "Angel" Morris... Has four brothers, Donte, Blake, David and twin brother Marcus... Marcus, a teammate at Kansas, was selected immediately after him in the 2011 NBA Draft (14th overall by the Houston Rockets)... Seven minutes older than fraternal twin Marcus... Nickname is "Keef" giving to him by his late grandmother, Shirley, with whom he shares a special bond... After the Morris' childhood home was destroyed by a fire, the family moved in with Shirley... Along with Marcus allowed fans to vote on Twitter to decide which new tattoo the twins would get in the summer of 2014; the fans and brothers decided on a tattoo of a ribbon honoring their late grandmother... While at Kansas, was tutored by former Sun Danny Manning, who was coached at Kansas by Markieff's first Suns coach, Alvin Gentry, a Jayhawk assistant in 1988 when Manning led the Jayhawks to a national title... Played football through 10th grade but switched to basketball after his mom told him he was too tall for football... Played wide receiver growing up, emulating Michael Irvin and Jerry Rice... Grew up a fan of Irvin, Emmitt Smith and the Dallas Cowboys... Would have pursued playing in the NFL if he wasn't in the NBA... Favorite video game is Madden... Modeled his basketball game after Rasheed Wallace... Majored in American studies at Kansas... Favorite charity to work with is Helping Hands For Single Moms... Follow on Twitter @Keefmorris.



WALL CONTINUED

.542 from the field and .500 from three-point range in leading the Wizards to a 4-0 record during the week...Had 29 games of 20+ points...Had 44 games of 10+ assists...Tallied seven consecutive games of 11+ assists (12/1-12/12)...Scored a season-high 31 points twice...Had 19 games with at least 10 points, 10 assists and five rebounds...Had 14 games with at least 20 points and 10 assists...Dished out a career-high 18 vs. NYK (4/3)...Missed three games (4/8-4/10, 4/15-rest).

2013-14: Averaged a career-high 19.3 points, a career-high 8.8 assists, 4.1 rebounds and 1.8 steals per game in 82 games (82 starts)... First time playing in all 82 games in his career... Led the team in scoring, assists and steals...Finished 20th in scoring, second in assists and eighth in steals in the NBA...Selected to his first NBA All-Star game in New Orleans (2/16)...Was named the 2014 Dunker of the Night at All-Star Weekend (2/15)...Had seven games of 30+ points... Had 41 games of 20+ points... Posted 29 double-doubles on the season... Named Eastern Conference Player of the Week for games played Feb.24-March 1, was the only player in the NBA to average at least 25.0 points and 10.0 assists per game during the week...Earned Eastern Conference Player of the Week honors for games played Nov. 18-24 where he averaged 24.3 points, 8.5 assists, 4.8 rebounds and 2.8 steals per game while shooting .500 from the field, .880 from the free-throw line and .500 from three-point range in leading the Wizards to a 3-1 record during the week...Recorded his second career triple-double with 28 points, 11 rebounds and 10 assists vs. BOS (1/22)...Scored a season-high 37 points at TOR (11/22)...Became the first player in franchise history to have at least 26 points, 12 assists, six rebounds and five steals in a game (12/2 vs. ORL)... Became the first player in franchise history (since turnovers became an official stat, 77-78 season) to have 21 points, 12 assists, five rebounds and no turnovers in a game (2/12 at ATL)...Became the first NBA player to do this since Derrick Rose did it on (2/4/12).

2012-13: Averaged a team-leading 18.5 points, a team-leading 7.6 assists and 4.0 rebounds per game in 32.7 minutes per game in 49 games (42 starts)... Averaged 19.2 points, 7.7 assists and 4.2 rebounds as a starter...Posted 15 games of 20+ points, four games of 30+ points and one game of 40+ points... Recorded 14 double-doubles...Scored a career-high 47 points vs. MEM (3/25)...Tallied 24 points and a career-high 16 assists at LAL (3/22)...Was named Eastern Conference Player of the Week for games played March 11-17 after averaging 24.0 points, 11.0 assists, 5.0 rebounds and 2.5 steals per game while shooting .617 from the field, .800 from three-point range and .857 from the free-throw line, leading the Wizards to a 3-1 record during the week...Became the first NBA player since the three-point era began (1979-80) to average at least 24 points, 11 assists, five rebounds, two steals, shoot at least .600 from the field, .800 from three-point range and .850 from the free-throw line in a four game span...Averaged 22.7 points, 7.8 assists, 4.6 rebounds and 1.6 steals from March 1st through the end of the season...Joined LeBron James and Kobe Bryant as the only three players in the NBA to average at least 22.0 points, 7.0 assists, 4.8 rebounds and 1.6 steals from March 1st through the end of the season...Missed the first 33 games of the season (10/30-1/7) due to a stress injury to his left patella.

2011-12: Started all 66 games and averaged a team-high 16.3 points and 8.0 assists per game...Also averaged 4.5 rebounds and 1.4 steals in 36.2 minutes per game...Finish seventh in the NBA in assists per game...Led Washington in total points (1,076), assists (530), steals (95), minutes played (2,386), field goals made (378), free-throws made (317)...Recorded 17 double-doubles...Led the team in scoring 17 times and assists 57 times...Became the sixth fastest player in NBA history (124 games) to reach the 2,000 points/1,000 assists plateau at Detroit (4/5)...Since steals and blocks became an official stat in the early 1970's, is the fastest player (134 games) to reach 2,200 points, 1,000 assists, 600 rebounds, 200 steals and 90 blocks...Had 19 games with 20 + points...Had three games with 30 + points...Had 19 games with 10 or more assists...Scored a career-high 38 points vs. HOU (1/16)...Tallied a career-high tying 15 assists twice (2/12 at DET, 2/28 at MIL)...Tallied 17 points, eight assists, six rebounds at the BBVA Rising Stars Challenge (2/24) as a part of NBA All-Star Weekend in Orlando...Became the first player in franchise history to record 21 points, 12 assists, seven rebounds and seven steals in the same game at CLE (4/25)...Had at least 12 assists in each of the last four games of the season (4/21-4/26) becoming the first Wizard to record 10 or more assists in four straight games since Rod Strickland (November, 1997)... Joined Boston's Rajon Rondo as the only two players to have 13 or more assists in three straight games (4/21-4/25).

2010-11: Appeared in 69 games (64 starts) as a rookie, and averaged 16.4 points, 8.3 assists, 4.6 rebounds and 1.8 steals in 37.8 minutes per game...Led Washington in total points (1,131), assists (574), steals (121), minutes played (2,606), FTM (301) and FTA (393)...Notched 26 double-doubles (most for a rookie guard since Damon Stoudamire in '95-'96, and most for a Wizards rookie since Tom Gugliotta in '92-'93)...Led all rookies in total assists and steals, and finished second behind Blake Griffin in points per game...Scored a season-high 32 points, and had 10 assists and five rebounds at LAC (3/23), to become the first rookie in franchise history since Earl Monroe (2/24/68) to reach those numbers in a single game...Recorded nine or more assists in 10 straight games from 1/1 – 1/21 to become the first rookie in NBA history to have 10 consecutive games with nine or more assists...Recorded five games with 14+ assists to become the first Wizard since Rod Strickland in 1998-99 to have five games of 14+ assists in the same season...Scored 19 points and dished out a season-high 15 assists vs. UTA (1/17)...Scored 25 points (all in the second half) vs. PHI (11/23)...With 19 points, 13 assists, 10 rebounds and six steals vs. HOU (11/10) in his sixth career game became the sixth fastest rookie in NBA history to record a triple-double, and the only rookie other than Magic Johnson to have a triple-double with six+ steals within his first six career games... With 29 points, 13 assists and a franchise record-tying nine steals (Verizon Center record) in his home debut, became the first NBA player to ever record those numbers or better in a game...Forced overtime vs. PHI (11/23) with three free throws with 3.5 seconds remaining in regulation...Became Washington's first rookie since Juwan Howard in 1994-95 to score over 1,000 points...Broke Muggsy Bogues' franchise record for assists by a rookie...Scored 20+ points in 19 games... Missed a total of 13 games; four due to a sprained left foot (11/16-11/21), two due to a bruised right knee (11/27-11/29), one for a sore left foot (12/8), five for right knee tendinitis/bone bruise (12/14-12/22), and one for a league suspension (4/1).

2015-16: Averaged 16.3 points, a team-leading 7.1 assists and 4.0 rebounds in 11 games for the Wizards during the 2014 NBA Playoffs...Had three games of 20+ points during the playoffs...Averaged 17.4 points, 11.9 rebounds and 4.7 rebounds per game during the 2015 NBA Playoffs.

COLLEGE: Averaged 16.6 points, 6.5 assists and 1.8 steals during his lone season at Kentucky...Set the Kentucky single-game assist record with 16 (11 in the 1st half) in a game vs. Hartford (12/29/09)...Set a new Wildcats single-season assist record (241)...Holds the record for most points in a season by a Kentucky freshman...Was named 2010 Consensus First Team All-American...Won the 2009-10 Adolph Rupp National Player of the Year award... Voted as the 2009-10 SEC Player of the Year and was named 2010 SEC Tournament MVP...Became the first player in Kentucky history to record double-doubles in both points and rebounds as well as points and assists...Led UK to the Elite Eight in the 2010 NCAA Tournament...Scored a career-high 25 points at Connecticut (12/9).





WALL CONTINUED

PERSONAL: Raised in Raleigh, NC, by his mother, Frances Pulley...Lost his father, John Wall Sr., to liver cancer at the age of nine...Hosts an annual Back 2 School giveaway which provides students in his hometown of Raleigh, N.C. and Washington, D.C. from grades 3-8 with school supplies before each school year...Actively pursues community events involving children, and surprised 200 kids with a private autograph signing and a John Wall Holiday gift bag after a game in December, 2010... Is a fixture at Wizards Basketball Camps and community events, including "Salute To The Stars" and the annual "Family-to-Family Holiday Delivery"...Attended Word of God Christian Academy where he averaged 21.0 points, 7.0 rebounds and 9.0 assists during his senior year...Was ranked as the 2009 number one overall high school prospect by Rivals.com...Was featured on the cover of the January 11, 2010, issue of Sports Illustrated and on the cover of the June 28, 2010, issue of ESPN The Magazine...Threw out the first pitch at two Washington Nationals game on June 17, 2011 and April 9, 2013...Has a signature dance, The John Wall Dance, that became a national pop sensation during his freshman season at Kentucky...Is the first-ever Kentucky player drafted number one overall in the NBA Draft...Was a member of USA Junior National Select teams that competed in the Nike Hoop Summit in 2009.



John Wall named the 2015-16 NBA Cares Community Assist Award recipient for his community involvement in the DMV and Raleigh, NC, areas

WASHINGTON **WIZARDS**

ROUND ONE REVIEW





FIRST ROUND NOTES

#WIZHAWKS

Washington joins Cleveland as the only Eastern Conference teams to advance to the Conference Semifinals in three of the last four seasons after winning their first round series against the Atlanta Hawks, 4-2. The Wizards improved to 15-13 all-time against the Hawks in the postseason. Washington has won four of their six playoff series against Atlanta. Including the regular season, Washington went 7-3 against the Hawks.

JOHN WITH THE SHADES

John Wall's top four career-high scoring performances in the playoffs all occurred against Atlanta in Round One. His 42 points in Game Six (4/28) closed the series. The other three high performances were Game One (4/16) and Two (4/19) of 32 points, and Game Three's (4/22) 29 points.

Wall became the fifth player in franchise history to score at least 40 points in a playoff game, the first since Gilbert Arenas (44 points at Cleveland, 5/3/06). He also became the third player since 1984 to record at least 40 points, eight assists and win in a playoff Game Six or Seven (Michael Jordan, LeBron James).

Wall was one of four players to average a point-assist double-double in the first round (Chris Paul, Russell Westbrook, Rajon Rondo). His three double-doubles in the first round led all Eastern Conference guards. He has recorded 10 postseason double-doubles in his career and the Wizards carry an 8-2 record in those games. In Game One (4/16), Wall became the second player (Chris Paul) since 2011 to have at least 32 points and 14 assists in a playoff game.

BEAL HAS NO CHILL

Bradley Beal scored 25+ points in four of the six games against Atlanta in the first round. He averaged 25.8 points on .462 shooting. He is currently one of 16 players since 2000 to average at least 25.0 points in the playoffs and be under the age of 24 (joining Kyrie Irving this postseason).

In Game Five (4/26), Beal recorded 27 points, five rebounds, three assists and three blocks. He is just the 24th player since 1984 to record at least those numbers in a playoff game. The only other player this postseason to have that performance is Giannis Antetokounmpo. Only LeBron James and Kawhi Leonard have had that line since 2010.

TWO GUARDS, 73 POINTS

John Wall (42 points) and Bradley Beal (31 points) combined for 73 points on 28-of-43 shooting (.651) in Game Six (4/28), the most points the two have ever combined for all-time. They are the fifth pair of teammates in Washington history to both score 30+ points in a playoff game and the first to do it multiple times. In Game Two, the duo put together 63 points. Only once during the regular season did the two score at least 30 points each (11/19 at Miami).

Additionally, the Wizards' backcourt became the sixth pair of teammates to score 40/30 in a series-clinching victory. The last to do so was Michael Jordan (56) and Scottie Pippen (31) when Chicago swept at Miami (4/29/92) in the first round.

(FAST) BREAKING BAD

Washington led all playoff teams with 20.7 fast break points per game in the first round. In Game Six (4/28), the Wizards had 24 fast break points in the first half and were able to score effectively on the break behind a franchise playoff record 16 steals. The previous record was 15, also against Atlanta (5/13/15).

The most fast break points in any half during the regular season was 21 (2H, at Philadelphia, 2/24). Washington ranked (15.9), good for fifth in the NBA (best in East) during the regular season.



FIRST ROUND NOTES

DC SPORTS BOGDANOVIC

Bojan Bogdanovic leads all advancing Eastern Conference reserves with 9.7 points per game. In the Atlanta series, the Wizards' trade deadline also averaged 4.5 rebounds in 21.6 minutes. He scored 10+ points off the bench in four of those games, something he did 16 times during the regular season as a Wizard. In Game Three (4/24), he had seven defensive rebounds (just one shy of his career high).

WHEN THE WIZARDS SHOOT .450

Washington won each game in the series in which it shot above .450 from the field. In each of those games, the Wizards scored 100 points. In the series-clinching win in Game Six (4/28), the Wizards shot .538 on 42-78 from the field. Including the regular season, the .538 mark would have been the 11th best of the year for the Wizards.

Since 1984, Washington has only shot .538 or better six times in the playoffs. Before Game Six, the most recent performance was vs. Toronto (4/26/15).

FIRST ROUND QUICK HITS

- Game Six: Washington's 115 points at Atlanta was the eighth-highest output for a road game this season for the Wizards
- Game Five: Bojan Bogdanovic scored 14 points off the bench, one of his four double-digit scoring efforts in the series
- Game Four: Marcin Gortat's 18 rebounds were the most by a Wizard in the playoffs since Antawn Jamison (19 at Cleveland, 4/19/08)
- Game Three: Brandon Jennings' 13 points off the bench were the most in a postseason game for him as a reserve
- Game Two: Marcin Gortat's five blocks were the most by a Wizard in the playoffs since Brendan Haywood (five at Cleveland, 4/28/06)
- Game One: All five Washington starters scored in double figures, the 28th time doing so (including the regular season)





WIZARDS FIRST ROUND STATISTICS

PLAYER	-FIELD GOALS-			-3-POINT FG--			-FREE THROWS-			--REBOUNDS--										PTS	AVG		
	G	GS	MIN	FG	FGA	PCT	FG	FGA	PCT	FT	FTA	PCT	OFF	DEF	TOT	AST	PF	DQ	STL			TO	BLK
Wall	6	6	232	63	120	.525	9	19	.474	42	50	.840	1	23	24	62	12	0	10	27	4	177	29.5
Beal	6	6	231	60	130	.462	14	53	.264	21	28	.750	6	16	22	13	18	0	14	12	5	155	25.8
Morris	6	6	172	27	69	.391	5	16	.313	8	12	.667	6	27	33	7	26	0	3	6	12	67	11.2
Porter	6	6	177	19	39	.487	7	18	.389	14	16	.875	6	27	33	8	17	0	8	3	3	59	9.8
Bogdanovic	6	0	129	18	46	.391	7	22	.318	15	17	.882	6	21	27	2	6	0	4	2	1	58	9.7
Gortat	6	6	188	18	39	.462	0	0	---	3	4	.750	21	43	64	10	19	0	1	6	14	39	6.5
Oubre	6	0	98	10	30	.333	6	16	.375	5	6	.833	4	11	15	4	21	1	10	4	3	31	5.2
Jennings	6	0	92	11	20	.550	1	6	.167	7	8	.875	1	7	8	17	5	0	2	4	0	30	5.0
Smith	6	0	99	8	23	.348	1	8	.125	3	4	.750	7	13	20	2	21	1	2	7	3	20	3.3
McClellan	3	0	4	2	3	.667	0	1	.000	0	0	---	0	0	0	0	1	0	0	0	0	4	1.3
Ochefu	3	0	4	0	1	.000	0	0	---	0	0	---	0	1	1	0	1	0	0	1	0	0	0.0
Satoransky	5	0	12	0	0	---	0	0	---	0	0	---	0	1	1	2	2	0	1	2	0	0	0.0
WIZARDS	6	-	1440	236	520	.454	50	159	.314	118	145	.814	58	190	248	127	149	2	55	78	45	640	106.7
HAWKS	6	-	1440	225	507	.444	50	164	.305	133	174	.764	68	198	266	134	128	0	36	96	21	633	105.5

PLAYER	-- SINGLE-GAME HIGHS --							----- AVERAGE PER GAME -----					-CAREER HIGHS (C=SET, T=TIED THIS SERIES)-								
	MIN	REB	AST	ST	TO	BL	PTS	MIN	REB	AST	STL	TO	BLK	PTS	FG	FGA	FT	FTA	REB	AST	PTS
Wall	44	6	14	4	7	2	42	38.7	4.0	10.3	1.67	4.5	0.67	29.5	16C	25C	12C	15C	7	17	42C
Beal	42	5	3	3	4	3	32	38.5	3.7	2.2	2.33	2.0	0.83	25.8	12T	27C	10	11	9	8	34
Morris	40	8	2	1	2	4	21	28.6	5.5	1.2	0.50	1.0	2.00	11.2	8C	19C	3C	4C	8C	2C	21C
Porter	39	9	3	2	1	2	17	29.5	5.5	1.3	1.33	0.5	0.50	9.8	7	15	9C	10C	11	5	17T
Bogdanovic	27	7	1	1	1	1	14	21.6	4.5	0.3	0.67	0.3	0.17	9.7	7	13	5C	6C	7C	3	19
Gortat	39	18	3	1	2	5	14	31.3	10.7	1.7	0.17	1.0	2.33	6.5	13	18	5	8	18C	5	31
Oubre	24	5	1	5	2	1	11	16.4	2.5	0.7	1.67	0.7	0.50	5.2	4C	11C	2C	2C	5C	1C	11C
Jennings	17	4	5	1	2	0	13	15.4	1.3	2.8	0.33	0.7	0.00	5.0	14	25	7	8	5	8	34
Smith	28	7	1	1	3	1	8	16.6	3.3	0.3	0.33	1.2	0.50	3.3	3T	9C	2T	2T	7C	1T	8C
McClellan	3	0	0	0	0	0	4	1.4	0.0	0.0	0.00	0.0	0.00	1.3	2C	3C	0C	0C	0C	0C	4C
Ochefu	3	1	0	0	1	0	0	1.4	0.3	0.0	0.00	0.3	0.00	0.0	0C	1C	0C	0C	1C	0C	0C
Satoransky	9	1	2	1	2	0	0	2.5	0.2	0.4	0.20	0.4	0.00	0.0	0C	0C	0C	0C	1C	2C	0C
WIZARDS	240	46	28	16	17	10	115	240.0	41.3	21.2	9.17	13.0	7.50	106.7	50	112	44	59	76	34	131
OPPONENTS	240	50	26	9	22	6	116	240.0	44.3	22.3	6.00	16.0	3.50	105.5	58	115	40	55	87	38	134



CELTICS FIRST ROUND STATISTICS

PLAYER	-FIELD GOALS-			-3-POINT FG--			-FREE THROWS-			--REBOUNDS--													
	G	GS	MIN	FG	FGA	PCT	FG	FGA	PCT	FT	FTA	PCT	OFF	DEF	TOT	AST	PF	DQ	STL	TO	BLK	PTS	AVG
Thomas	6	6	209	43	100	.430	9	45	.200	43	53	.811	2	24	26	34	15	0	6	22	0	138	23.0
Bradley	6	6	216	38	78	.487	16	39	.410	4	8	.500	8	16	24	18	10	0	8	10	1	96	16.0
Horford	6	6	203	37	62	.597	7	13	.538	11	13	.846	11	40	51	39	7	0	7	7	3	92	15.3
Crowder	6	6	203	27	66	.409	9	33	.273	9	10	.900	7	25	32	11	16	0	6	5	2	72	12.0
Green	5	4	89	17	39	.436	9	23	.391	2	3	.667	2	9	11	4	8	0	0	3	0	45	9.0
Olynyk	6	0	116	21	42	.500	6	17	.353	5	8	.625	6	17	23	12	15	0	6	6	6	53	8.8
Smart	6	0	179	18	48	.375	10	26	.385	2	3	.667	9	23	32	29	13	0	9	8	5	48	8.0
Rozier	5	0	88	11	24	.458	7	13	.538	3	4	.750	1	9	10	6	4	0	3	0	2	32	6.4
Johnson	3	2	33	5	12	.417	0	1	.000	1	3	.333	5	1	6	1	6	0	1	2	1	11	3.7
Brown	5	0	30	6	12	.500	1	5	.200	0	1	.000	1	3	4	1	1	0	0	3	0	13	2.6
Jerebko	5	0	53	5	13	.385	1	5	.200	2	2	1.000	2	8	10	8	5	0	3	4	2	13	2.6
Zeller	3	0	17	2	4	.500	0	0	---	0	0	---	2	3	5	0	1	0	0	1	0	4	1.3
Young	3	0	7	1	4	.250	1	4	.250	0	0	---	0	0	0	1	2	0	0	0	0	3	1.0
CELTICS	6	-	1440	231	504	.458	76	224	.339	82	108	.759	56	178	234	164	103	0	49	74	22	620	103.3
BULLS	6	-	1440	218	495	.440	42	141	.298	101	119	.849	75	205	280	120	110	0	43	92	31	579	96.5

PLAYER	-- SINGLE-GAME HIGHS --							----- AVERAGE PER GAME -----							-CAREER HIGHS (C=SET, T=TIED THIS SERIES)-						
	MIN	REB	AST	ST	TO	BL	PTS	MIN	REB	AST	STL	TO	BLK	PTS	FG	FGA	FT	FTA	REB	AST	PTS
Thomas	42	6	9	1	6	0	33	34.8	4.3	5.7	1.00	3.7	0.00	23.0	12	24	13	15	6C	10	42
Bradley	40	7	7	3	4	1	24	36.0	4.0	3.0	1.33	1.7	0.17	16.0	11C	19C	6	8	7C	7C	24C
Horford	40	12	9	4	2	1	21	33.8	8.5	6.5	1.17	1.2	0.50	15.3	12	21	7	8	17	9C	26
Crowder	40	8	4	2	2	2	16	33.8	5.3	1.8	1.00	0.8	0.33	12.0	6C	16	4T	5	10	4T	16T
Green	27	7	3	0	2	0	18	17.7	2.2	0.8	0.00	0.6	0.00	9.0	7T	16	2	3	7C	3C	18C
Olynyk	24	6	7	2	3	3	14	19.3	3.8	2.0	1.00	1.0	1.00	8.8	5T	9C	3C	3C	6C	7C	14C
Smart	34	9	8	3	2	1	13	29.9	5.3	4.8	1.50	1.3	0.83	8.0	7	15	5	6	9C	8C	20
Rozier	23	3	2	1	0	1	11	17.5	2.0	1.2	0.60	0.0	0.40	6.4	4T	7	3C	4C	5	4	11C
Johnson	18	4	1	1	1	1	5	10.9	2.0	0.3	0.33	0.7	0.33	3.7	9	12	3	5	12	3	20
Brown	11	2	1	0	2	0	6	5.9	0.8	0.2	0.00	0.6	0.00	2.6	3C	7C	0C	1C	2C	1C	6C
Jerebko	19	4	4	2	2	1	6	10.6	2.0	1.6	0.60	0.8	0.40	2.6	6	12	2T	2T	12	4T	16
Zeller	9	2	0	0	1	0	4	5.6	1.7	0.0	0.00	0.3	0.00	1.3	5	9	4	6	6	2	11
Young	4	0	1	0	0	0	3	2.3	0.0	0.3	0.00	0.0	0.00	1.0	1T	3	0T	0T	0T	1C	3C
CELTICS	240	43	34	11	16	5	108	240.0	39.0	27.3	8.17	12.3	3.67	103.3	63	140	57	64	97	46	157
OPPONENTS	240	53	28	12	19	8	111	240.0	46.7	20.0	7.17	15.3	5.17	96.5	61	122	51	64	80	44	145





CELTICS DEFEATED BULLS, 4-2

NATIONAL BASKETBALL ASSOCIATION

OFFICIAL SCORER'S REPORT

Sunday, April 16, 2017 TD Garden, Boston, MA
Officials: #16 David Guthrie, #24 Mike Callahan, #5 Kane Fitzgerald

FINAL BOX

VISITOR: Chicago Bulls (1-0)

POS	MIN	FG	FGA	3P	3PA	FT	FTA	OR	DR	TOT	A	PF	ST	TO	BS	+/-	PTS
21 Jimmy Butler	F 40:32	9	20	3	6	9	12	3	6	9	3	2	1	5	1	-3	30
44 Nikola Mirotic	F 18:42	1	9	0	5	2	2	1	3	4	0	2	1	1	0	-6	4
8 Robin Lopez	C 33:34	6	9	0	0	2	2	7	3	10	0	2	0	0	0	-7	14
3 Dwyane Wade	G 33:49	4	12	1	2	2	2	1	4	5	6	2	2	3	2	-3	11
9 Rajon Rondo	G 26:59	6	15	0	3	0	0	5	3	8	6	5	2	1	1	-7	12
16 Paul Zipser	21:49	1	4	0	2	4	0	2	2	2	0	1	1	2	1	6	6
2 Jerian Grant	21:01	2	9	1	4	1	1	0	2	2	4	1	1	2	0	11	6
5 Bobby Portis	29:11	8	10	3	4	0	0	1	8	9	3	2	0	0	2	12	19
6 Cristiano Felicio	14:22	2	3	0	0	0	0	2	2	4	0	1	2	2	0	11	4
7 Michael Carter-Williams	DNP - Coach's Decision																
77 Joffrey Lauvergne	DNP - Coach's Decision																
11 Anthony Morrow	DNP - Coach's Decision																
45 Denzel Valentine	DNP - Coach's Decision																

240:00 39 91 8 26 20 23 20 33 53 22 18 10 16 7 4 106
42.9% 30.8% 87.0% TM REB: 12 TOT TO: 19 (17 PTS)

HOME: BOSTON CELTICS (0-1)

POS	MIN	FG	FGA	3P	3PA	FT	FTA	OR	DR	TOT	A	PF	ST	TO	BS	+/-	PTS
99 Jae Crowder	F 30:56	4	12	1	5	0	0	2	6	8	0	5	1	0	1	-10	9
90 Amir Johnson	F 18:02	2	8	0	1	1	3	3	1	4	0	3	1	1	1	-2	5
42 Al Horford	C 40:23	8	13	1	2	2	2	2	5	7	8	2	0	2	0	3	19
0 Avery Bradley	G 35:27	5	13	4	10	0	0	1	1	2	2	1	3	4	0	6	14
4 Isaiiah Thomas	G 38:00	10	18	3	7	10	12	0	6	6	6	3	1	6	0	12	33
36 Marcus Smart	30:31	3	9	3	7	0	0	0	2	2	6	2	1	2	0	-13	9
41 Kelly Olynyk	23:05	3	8	1	4	0	0	3	1	4	3	1	2	0	3	-9	7
7 Jaylen Brown	11:00	2	2	1	1	0	0	0	1	1	0	0	0	0	0	-9	5
44 Tyler Zeller	3:03	0	1	0	0	0	0	1	1	2	0	1	0	0	0	1	0
8 Jonas Jerebko	3:59	0	0	0	0	0	0	0	0	0	1	1	0	0	0	5	0
30 Gerald Green	5:34	0	2	0	1	1	2	0	0	0	1	1	0	0	0	-4	1
12 Terry Rozier	DNP - Coach's Decision																
13 James Young	DNP - Coach's Decision																

240:00 37 86 14 38 14 19 12 24 36 27 20 9 15 4 -4 102
43.0% 36.8% 73.7% TM REB: 8 TOT TO: 16 (18 PTS)

SCORE BY PERIOD

1	2	3	4	FINAL
Bulls	23	25	26	32
CELTICS	28	18	28	102

Inactive: Bulls - Canaan, Payne Celtics - Jackson, Mickey

Points in the Paint: Bulls 44 (22/43), CELTICS 58 (19/36)

2nd Chance Points: Bulls 23 (9/21), CELTICS 15 (8/13)

Fast Break Points: Bulls 11 (5/9), CELTICS 14 (4/8)

Technical Fouls - Individual

Bulls: NONE
CELTICS (1): Thomas 6:33 4th

Biggest Lead: Bulls 9, CELTICS 6

Lead Changes: 10

Times Tied: 14

NATIONAL BASKETBALL ASSOCIATION

OFFICIAL SCORER'S REPORT

Tuesday, April 18, 2017 TD Garden, Boston, MA
Officials: #19 James Capers, #30 John Goble, #4 Sean Wright

FINAL BOX

VISITOR: Chicago Bulls (2-0)

POS	MIN	FG	FGA	3P	3PA	FT	FTA	OR	DR	TOT	A	PF	ST	TO	BS	+/-	PTS
21 Jimmy Butler	F 43:06	8	19	1	4	5	6	1	7	8	8	1	4	3	2	22	22
44 Nikola Mirotic	F 27:41	5	13	3	9	0	0	2	5	7	2	2	0	1	2	18	13
8 Robin Lopez	C 32:16	8	12	0	0	2	2	6	3	9	1	1	2	0	1	17	18
3 Dwyane Wade	G 32:12	9	16	3	4	1	2	1	3	4	2	3	0	1	0	22	22
9 Rajon Rondo	G 40:22	5	11	0	3	1	2	2	7	9	14	1	5	3	0	24	11
16 Paul Zipser	29:00	6	8	2	3	2	2	0	1	1	1	4	0	2	0	-6	16
2 Jerian Grant	5:46	0	3	0	1	0	0	0	0	0	0	0	0	0	0	-14	0
5 Bobby Portis	9:22	1	1	1	1	0	0	0	3	3	0	1	0	0	0	-11	3
6 Cristiano Felicio	15:40	2	3	0	0	0	0	0	3	3	0	4	0	1	0	-3	4
7 Michael Carter-Williams	4:03	1	3	0	0	0	0	0	0	0	0	0	0	0	0	1	2
45 Denzel Valentine	0:32	0	0	0	0	0	0	0	0	0	0	0	0	0	0	0	0
77 Joffrey Lauvergne	DNP - Coach's Decision																
11 Anthony Morrow	DNP - Coach's Decision																

240:00 45 89 10 25 11 14 12 32 44 28 17 12 10 6 14 111
50.6% 40.0% 78.6% TM REB: 6 TOT TO: 12 (8 PTS)

HOME: BOSTON CELTICS (0-2)

POS	MIN	FG	FGA	3P	3PA	FT	FTA	OR	DR	TOT	A	PF	ST	TO	BS	+/-	PTS	
99 Jae Crowder	F 35:21	6	11	2	6	2	2	1	2	3	4	3	0	2	0	-12	16	
90 Amir Johnson	F 8:37	2	3	0	0	0	0	2	0	2	0	2	0	0	1	0	-4	4
42 Al Horford	C 31:36	3	8	0	0	1	2	2	9	11	5	1	1	1	1	-19	7	
0 Avery Bradley	G 39:58	5	15	2	8	0	0	1	2	3	3	2	1	2	1	-22	12	
4 Isaiiah Thomas	G 41:47	6	15	1	5	7	13	2	2	4	2	2	1	5	0	-20	20	
7 Jaylen Brown	8:52	1	3	0	2	0	0	1	0	1	1	1	0	1	0	-8	2	
36 Marcus Smart	27:20	6	11	1	4	0	0	1	7	8	2	3	2	1	1	-2	13	
41 Kelly Olynyk	23:31	4	8	2	4	1	2	1	3	4	7	3	1	0	2	11	11	
12 Terry Rozier	12:44	2	4	1	2	0	0	1	1	2	0	0	0	1	1	11	5	
44 Tyler Zeller	8:39	2	2	0	0	0	0	1	0	1	0	0	0	1	0	1	4	
13 James Young	1:35	1	2	1	2	0	0	0	0	0	0	0	0	0	0	3	3	
30 Gerald Green	DNP - Coach's Decision																	
8 Jonas Jerebko	DNP - Coach's Decision																	

240:00 38 82 10 33 11 19 11 27 38 26 17 6 16 4 -14 97
46.3% 30.3% 57.9% TM REB: 11 TOT TO: 16 (23 PTS)

SCORE BY PERIOD

1	2	3	4	FINAL
Bulls	31	23	32	25
CELTICS	26	20	29	97

Inactive: Bulls - Canaan, Payne Celtics - Jackson, Mickey

Points in the Paint: Bulls 44 (22/38), CELTICS 52 (26/42)

2nd Chance Points: Bulls 14 (8/11), CELTICS 12 (6/12)

Fast Break Points: Bulls 14 (8/13), CELTICS 9 (2/5)

Technical Fouls - Individual

Bulls (1): Portis 10:51 2nd
CELTICS (1): Thomas 10:08 1st

Biggest Lead: Bulls 19, CELTICS 7

Lead Changes: 3

Times Tied: 3

NATIONAL BASKETBALL ASSOCIATION

OFFICIAL SCORER'S REPORT

Friday, April 21, 2017 United Center, Chicago, IL
Officials: #13 Monty McCutchen, #22 Bill Spooner, #45 Brian Forte

FINAL BOX

VISITOR: Boston Celtics (1-2)

POS	MIN	FG	FGA	3P	3PA	FT	FTA	OR	DR	TOT	A	PF	ST	TO	BS	+/-	PTS
99 Jae Crowder	F 33:25	6	15	2	7	2	2	1	5	6	3	1	1	1	0	23	16
30 Gerald Green	F 20:21	3	8	2	3	0	0	0	1	1	0	3	0	0	0	5	8
42 Al Horford	C 32:45	8	14	2	3	0	0	3	5	8	6	0	4	2	1	11	18
0 Avery Bradley	G 36:19	5	10	4	6	1	2	1	6	7	0	2	1	0	22	15	
4 Isaiiah Thomas	G 31:27	7	18	2	7	0	0	0	2	2	9	1	1	2	0	2	16
12 Terry Rozier	23:18	4	6	3	5	0	0	0	3	3	0	2	1	0	0	19	11
36 Marcus Smart	29:21	2	5	1	3	2	2	4	6	5	1	1	2	1	5	7	
90 Amir Johnson	5:57	1	1	0	0	0	0	0	0	0	1	1	0	0	0	3	2
8 Jonas Jerebko	10:26	3	3	0	0	0	0	0	3	3	0	0	0	1	0	-4	6
41 Kelly Olynyk	13:51	2	5	1	2	0	0	1	1	2	2	1	3	0	-1	5	0
13 James Young	1:25	0	1	0	1	0	0	0	0	0	1	1	0	0	0	0	0
7 Jaylen Brown	1:25	0	0	0	0	0	0	0	0	0	0	0	0	0	0	0	0
44 Tyler Zeller	DNP - Coach's Decision																

240:00 41 86 17 37 5 7 7 30 37 34 12 11 12 2 17 104
47.7% 45.9% 71.4% TM REB: 6 TOT TO: 13 (14 PTS)

HOME: CHICAGO BULLS (2-1)

POS	MIN	FG	FGA	3P	3PA	FT	FTA	OR	DR	TOT	A	PF	ST	TO	BS	+/-	PTS
21 Jimmy Butler	F 38:37	7	21	0	4	0	0	2	5	7	0	2	1	1	1	-27	14
44 Nikola Mirotic	F 26:29	3	7	2	4	3	3	0	6	6	3	4	1	1	1	-17	11
8 Robin Lopez	C 21:19	5	7	0	0	2	2	4	2	6	0	0	0	0	0	-11	12
3 Dwyane Wade	G 32:31	6	18	0	1	6	6	0	1	1	3	0	1	1	0	-12	18
2 Jerian Grant	G 15:11	2	5	0	2	2	2	0	1	1	0	2	1	4	0	-15	6
5 Bobby Portis	17:55	1	4	0	2	0	0	1	3	4	1	1	2	2	0	3	2
16 Paul Zipser	25:24	3	7	2	5	2											



2017 WASHINGTON WIZARDS POSTSEASON MEDIA GUIDE

NATIONAL BASKETBALL ASSOCIATION

OFFICIAL SCORER'S REPORT FINAL BOX

Wednesday, April 26, 2017 TD Garden, Boston, MA
Officials: #14 Ed Malloy, #33 Sean Corbin, #43 Dan Crawford

Game Duration: 2:19
Attendance: 18,624 (Sellout)

VISITOR: Chicago Bulls (2-3)

	POS	MIN	FG	FGA	3P	3PA	FT	FTA	OR	DR	TOT	A	PF	ST	TO	BS	+/-	PTS
21 Jimmy Butler	F	39:17	6	15	2	4	0	1	0	8	8	6	0	0	2	1	-11	14
44 Nikola Mirotic	F	34:51	2	6	2	6	0	2	0	4	4	2	3	1	0	0	-5	6
8 Robin Lopez	C	28:57	6	7	0	0	2	2	3	3	6	4	5	1	3	3	-4	14
3 Dwyane Wade	G	34:43	7	18	2	6	10	2	9	11	8	0	0	4	1	-1	26	
0 Isaiah Canaan	G	36:10	6	11	1	5	0	0	2	2	0	3	1	4	0	-13	13	
6 Cristiano Felicio		14:37	3	4	0	0	0	0	4	4	2	3	1	1	0	-13	6	
5 Bobby Portis		11:36	1	4	1	3	0	0	2	2	0	1	0	2	0	-8	3	
16 Paul Zipser		17:52	2	3	1	2	0	0	3	3	0	4	0	0	0	1	5	
7 Michael Carter-Williams		3:36	1	1	0	0	0	0	0	0	0	0	0	0	0	-4	2	
11 Anthony Morrow		16:43	3	5	0	0	2	2	0	2	2	2	0	0	0	1	8	
45 Denzel Valentine		1:39	0	0	0	0	0	0	0	0	0	0	0	0	0	2	0	
2 Jerian Grant	DNP - Coach's Decision																	
77 Joffrey Lauvergne	DNP - Coach's Decision																	
		240:00	37	74	9	26	14	17	5	37	42	24	21	4	16	5	-11	97
			50.0%	34.6%	82.4%						TM REB: 3							TOT TO: 16 (23 PTS)

HOME: BOSTON CELTICS (3-2)

	POS	MIN	FG	FGA	3P	3PA	FT	FTA	OR	DR	TOT	A	PF	ST	TO	BS	+/-	PTS
99 Jae Crowder	F	34:58	2	11	0	5	4	4	3	5	8	2	3	1	0	2	9	8
30 Gerald Green	F	12:21	1	3	0	2	0	0	0	1	1	0	2	0	0	-12	2	
42 Al Horford	C	34:24	7	11	2	4	5	5	2	5	7	9	2	1	1	0	2	21
0 Avery Bradley	G	39:44	11	19	2	5	0	0	2	4	6	1	2	1	0	0	11	24
4 Isaiah Thomas	G	36:10	6	17	1	10	11	11	0	5	5	4	2	1	3	0	13	24
36 Marcus Smart		34:19	3	9	2	7	0	0	3	3	8	1	1	0	1	12	8	
41 Kelly Olynyk		20:16	5	9	1	4	3	3	1	4	5	0	2	1	1	0	14	14
12 Terry Rozier		18:14	2	6	1	2	0	0	3	3	2	1	1	0	0	3	5	
8 Jonas Jerebko		9:34	1	3	0	1	0	0	0	0	0	1	1	2	1	0	3	2
7 Jaylen Brown	DNP - Coach's Decision																	
90 Amir Johnson	DNP - Coach's Decision																	
13 James Young	DNP - Coach's Decision																	
44 Tyler Zeller	DNP - Coach's Decision																	
		240:00	38	88	9	40	23	23	8	30	38	27	16	9	6	3	11	108
			43.2%	22.5%	100.0%						TM REB: 7							TOT TO: 6 (4 PTS)

SCORE BY PERIOD

	1	2	3	4	FINAL
Bulls	20	30	31	16	97
CELTICS	23	29	27	29	108

Inactive: Bulls - Payne, Rondo Celtics - Jackson, Mickey
Points in the Paint: Bulls 42 (21/33), CELTICS 68 (28/41)
2nd Chance Points: Bulls 4 (2/6), CELTICS 15 (9/8)
Fast Break Points: Bulls 4 (2/3), CELTICS 12 (6/6)
Technical Fouls - Individual
Bulls (2): Wade 4:52 4th, Lopez 4:20 4th
CELTICS: NONE

Biggest Lead: Bulls 8, CELTICS 15
Lead Changes: 18
Times Tied: 13

NATIONAL BASKETBALL ASSOCIATION

OFFICIAL SCORER'S REPORT FINAL BOX

Friday, April 28, 2017 United Center, Chicago, IL
Officials: #24 Mike Callahan, #55 Bill Kennedy, #80 James Williams

Game Duration: 2:12
Attendance: 21,682 (Sellout)

VISITOR: Boston Celtics (4-2)

	POS	MIN	FG	FGA	3P	3PA	FT	FTA	OR	DR	TOT	A	PF	ST	TO	BS	+/-	PTS
99 Jae Crowder	F	27:53	4	8	3	6	1	2	0	5	5	1	0	1	1	0	26	12
30 Gerald Green	F	27:23	6	13	3	8	1	1	0	2	2	3	1	0	2	0	23	16
42 Al Horford	C	26:57	5	5	1	1	1	2	1	5	6	7	1	0	0	0	25	12
0 Avery Bradley	G	30:31	9	12	3	4	2	4	3	2	5	3	2	0	0	0	25	23
4 Isaiah Thomas	G	25:40	4	11	1	7	3	4	0	5	5	6	3	1	1	0	24	12
36 Marcus Smart		24:44	2	6	2	3	0	0	1	3	4	2	1	3	1	1	5	6
12 Terry Rozier		22:20	2	4	2	2	3	4	1	1	2	2	1	1	0	1	-2	9
41 Kelly Olynyk		19:04	3	8	0	2	0	0	1	5	6	0	3	0	1	2	-1	6
8 Jonas Jerebko		19:02	1	4	1	3	0	0	0	4	4	1	1	2	1	1	-1	3
7 Jaylen Brown		7:28	3	7	0	2	0	1	0	2	2	0	0	0	1	0	-4	6
44 Tyler Zeller		5:09	0	1	0	0	0	0	0	2	2	0	0	0	0	0	-5	0
13 James Young		3:49	0	1	0	1	0	0	0	0	0	0	0	0	0	0	-5	0
90 Amir Johnson	DNP - Coach's Decision																	
		240:00	39	80	16	39	11	18	7	36	43	28	14	7	9	5	22	105
			48.8%	41.0%	61.1%						TM REB: 7							TOT TO: 10 (13 PTS)

HOME: CHICAGO BULLS (2-4)

	POS	MIN	FG	FGA	3P	3PA	FT	FTA	OR	DR	TOT	A	PF	ST	TO	BS	+/-	PTS
21 Jimmy Butler	F	31:23	9	17	0	2	5	5	2	5	7	0	1	3	3	0	-19	23
44 Nikola Mirotic	F	19:55	2	4	1	3	0	0	1	1	2	1	1	0	0	0	-27	5
8 Robin Lopez	C	24:15	5	9	0	0	0	0	2	3	5	0	3	0	3	1	-16	10
3 Dwyane Wade	G	19:12	1	10	0	2	0	0	1	2	3	3	1	1	0	0	-27	2
0 Isaiah Canaan	G	25:03	3	5	1	2	2	2	0	0	0	1	1	0	1	0	-27	9
5 Bobby Portis		29:58	2	7	1	2	0	0	2	9	11	2	4	1	1	0	-3	5
16 Paul Zipser		28:16	3	9	1	3	0	0	1	4	5	1	2	0	0	0	-10	7
11 Anthony Morrow		7:54	0	2	0	0	0	0	0	1	1	0	0	0	0	-3	0	
6 Cristiano Felicio		4:39	0	0	0	0	0	0	0	1	1	0	1	0	1	0	0	0
45 Denzel Valentine		15:43	1	5	0	3	0	0	0	4	4	1	1	0	1	1	1	2
77 Joffrey Lauvergne		15:03	1	4	0	0	6	6	2	3	5	2	0	0	1	0	8	8
7 Michael Carter-Williams		13:30	3	6	0	1	2	4	0	0	0	2	1	0	1	0	8	8
2 Jerian Grant		5:09	2	3	0	1	0	0	0	1	1	0	0	0	1	0	5	4
		240:00	32	81	4	19	15	17	11	34	45	13	16	5	13	2	-22	83
			39.5%	21.1%	88.2%						TM REB: 4							TOT TO: 15 (13 PTS)

SCORE BY PERIOD

	1	2	3	4	FINAL
Celtics	30	24	34	17	105
BULLS	23	18	18	24	83

Inactive: Celtics - Jackson, Mickey Bulls - Payne, Rondo
Points in the Paint: Celtics 40 (20/30), BULLS 40 (20/41)
2nd Chance Points: Celtics 3 (1/6), BULLS 13 (6/10)
Fast Break Points: Celtics 6 (2/6), BULLS 5 (1/5)
Technical Fouls - Individual
Celtics (1): Crowder 7:00 3rd
BULLS (1): Mirotic 7:00 3rd
Technical Fouls - Defensive Three Second
Celtics (1): 6:26 1st
BULLS: NONE

Biggest Lead: Celtics 30, BULLS -
Lead Changes: 0
Times Tied: 0



washington

5



WASHINGTON WIZARDS

**2016-17
SEASON IN REVIEW**



#DC FAMILY



NOTES

EN FUEGO

Washington was 43-21 (.672) over the last 64 games, including a 33-15 (.688) record in the last 48 contests. The 43 wins since Dec. 5 is third-most in the NBA (Golden State 50, San Antonio 45). During that time, the Wizards have shot .482 from the field (second in NBA) and averaged 111.0 points per game (fourth in NBA). The 33-15 record since Jan. 6 is the second-most wins in the NBA to Golden State (36-10).

The Wizards are 47-25 (.653) since starting 2-8. The Wizards became the first team to start a season 2-8 or worse, then reach 15 games over .500 in NBA history (sixth team to go 10 over .500 after starting 2-8). They also became the first team in NBA history to reach 49 wins after starting a season 2-8 (surpassing the 1992-93 Boston team that won 48 games). Washington has been six games over .500 and six games under in the same season for only the second time in team history (1996-97). Washington has at least 10 wins in three months (December, January, March), their first time with 10+ wins in three months since 1974-75.

The Wizards matched last season's win total (41) with the win at Portland (3/11). The Wizards' .598 winning percentage finished as the sixth-best in team history (the Washington Bullets were .732 in 1974-75, en route to a 60-22 record). The 30-11 mark at Verizon Center marks the first 30-win home record since the 1988-89 season.

WALL STAR

John Wall became the first player in NBA history to average at least 20.0 points, 4.0 rebounds, 2.0 steals and 0.5 blocks per game. His career season saw him earn his fourth straight All-Star game invite. Additional highlights from his season include:

- Only player to average at least 20.0 pts, 10.0 asts, 4.0 rebs and 2.0 stls
- Became just the third player since 2000-01 to finish a season with those averages – Russell Westbrook in 2015-16, Chris Paul in 2008-09 and 2007-08)
- One of three players (James Harden, Russell Westbrook) to average a point-assist double-double
- Became fourth player in team history to make four straight All-Star games
- Averaged career highs in points (23.1), field-goal percentage (.451), assists (10.7) and steals (2.0)
- Tallied six games of 15 points and 15 assists, one of seven players to do it more than once (James Harden, Russell Westbrook, LeBron James, Chris Paul, Jeff Teague, Ricky Rubio)
- Had third-most games (49) of 10+ assists in the league (James Harden 60, Russell Westbrook 50)
- Recorded the third-most double-doubles (50) among NBA guards (James Harden, Russell Westbrook)
- Named NBA Eastern Player of the Month for December
- Honored as NBA Eastern Player of the Week two times (3/6 - 3/12 and 12/26 - 1/1)
- Scored a career-high 52 points (18-31 FG) vs. Orlando (12/6)
- Recorded career-high 20 assists vs. Chicago (3/17) - one of three 20 assist games in the NBA this season
- Moved into the franchise top 10 all-time scorers list
- Set franchise record for assists in a season, set at Golden State (4/2)
- Set franchise record for career steals vs. Charlotte (12/14) and franchise record for career assists vs. Houston (11/7)

BEAL OF RIGHTS

Bradley Beal joined Kevin Durant and Vince Carter to be one of three players in NBA history 23 years old or younger to average 23.0 points or better and shoot above .400 from three-point range. He finished the season averaging career-highs in scoring (23.1), assists (3.5), and field-goal percentage (.482).

Beal is one of 11 Washington players in team history to have four 40+ point efforts in a season, the first since Gilbert Arenas had nine in 2006-07. He is one of 12 players this season to have four 40+ point efforts (one of four in the East). He has 52 games of 20+ points this season, the most he has had in his career (22 in 2013-14 and 2015-16). The Wizards went 33-19 in those games. Beal recorded his only double-double of the season at Sacramento (3/10) with 38 points and 10 rebounds, his last was 2/2/15 vs. Charlotte (18 points, 11 rebounds). He has seven in his career.



NOTES

For the third time in his career, Beal's scoring, shooting and rebounding have jumped post All-Star Break. He is +2.6 in scoring (22.2 to 24.8), +.025 in shooting (.473 to .498) and +0.6 in rebounding (2.9 to 3.5) since 2/24. These are the largest positive jumps since his rookie season; 13.2 points to 16.5 (+3.3), .393 FG% to .471 (+.078) and 3.3 rebounds to 5.7 (+2.4). Beal set the franchise single-season three-pointer record at LA Clippers, passing Gilbert Arenas' mark of 205 (2004-05, 2016-07). The record now stands at 223. He is one of five players in NBA history to make at least 200 threes in a season while being 23 years old or younger.

OTTOPILOT

Otto Porter Jr. and Portland's CJ McCollum are the only two players in the NBA to have their field goal percentage, three point percentage, scoring and rebounding averages improve since the start of the 2013-14 season. In a breakout season that saw him post career highs in virtually every statistical category, Porter (.434, 148-341 3FG) finished fourth in the NBA in three-point shooting. In the Eastern Conference he only trailed Cleveland's Kyle Korver (.451, 162-359 3FG). He became the first player in franchise history to make six three-pointers in back-to-back games (1/18 vs. Memphis, 1/19 at New York). The Wizards went 17-4 when he made three from beyond the arc in a game.

Porter became just the sixth player in NBA history in their fourth season to shoot .500 from the field, .400 on threes and .800 on free throws (minimum 60 games played). He joins Drazen Petrovic (1992-93), Jeff Hornacek (1989-90), Joe Dumars (1988-89) and Craig Hodges (1985-86).

DOUBLE-DOUBLE MANIA

John Wall (50, seventh in NBA) and Marcin Gortat (36) had the second-most combined double-doubles for teammates in the NBA (86). Leading with 95 combined is New Orleans' DeMarcus Cousins (46) and Anthony Davis (49). Last season, Wall and Gortat combined for 90, the most among teammates. Wall had the most of any guard in the East, more than all of the Eastern Conference All-Star guards combined (Lowry - 11, Irving - 8, Walker - 8, Thomas - 5, DeRozan - 5). Gortat was one of five players (Rudy Gobert, Hassan Whiteside, Dwight Howard, DeAndre Jordan) to average a point-rebound double-double while shooting above a .550 clip.

SOUTHEAST DIVISION CHAMPIONS

Washington claimed its first division title since 1978-79 (Atlantic) by clinching the Southeast Division title with a win at the Lakers (3/29). Overall, the franchise has won seven division championships with the 2016-17 title ending the longest division drought in the four major North American professional sport leagues. The 49 wins this season is the most since that 1978-79 team (the 2014-15 club won 46).

KEEPIN' IT (UNDER)

Washington went 17-2 this season when holding its opponent to 100 points or less. Last season, the Wizards had a 28-6 record when keeping opponents at the century mark or under. In 2014-15, their record was 40-10 when doing so. Since the start of the 2014-15 season, Washington has held 36 opponents to 90 points or less, with a 33-3 record in those contests.

ROAD IS WHERE THE HEART IS

Washington won 15 of its last 24 road games (tied for the most road wins with Golden State in NBA since 1/19). They averaged 112.0 points over that time (the Wizards opened the season 3-12 away from Verizon Center).

This season the Wizards were 11-5 when scoring 110+ points in road games. Overtime wins at Sacramento (3/10, 130-122) and at Portland (3/11, 125-124) marked the second time in team history that Washington won back-to-back road games in OT. The other instance was at Minnesota (11/13/91, 119-114) and at New Jersey (11/15/91, 116-111). Washington went 4-1 on its first west coast road trip (3/7-3/13), its first western trip with four wins since the 1996-97 season.





NOTES

A BALANCED STARTING FIVE

Washington's starting lineup features five players who averaged double figure scoring. John Wall (23.1), Bradley Beal (23.1), Markieff Morris (14.0), Otto Porter Jr. (13.4) and Marcin Gortat (10.8) all averaged double figures. The same five finished last season averaging 10+ per contest. Washington's starters all scored in double-digits 27 times this season, the most in the NBA. They carried a 19-8 record when doing so. Washington was 43-26 (.623) when those five make up the starting lineup.

BENCH CONTRIBUTIONS

Washington's bench had three of its highest outputs after the All-Star break, with a season-high 70 points vs. Brooklyn (3/24). The previous high was 65 points at Phoenix (3/7), followed by 50 vs. Brooklyn (12/30), 47 at Golden State (4/2), 45 at Toronto (3/1) and 45 vs. Charlotte (4/4).

The bench improved as the season went on, going from 23.8 reserve points per game in October/November (ranked 28th in efficiency) to 35.7 in March/April (eighth in efficiency).

Ian Mahinmi averaged 6.2 points on .602 shooting and 5.0 rebounds since 2/24. Since his first game with Washington (3/3), Brandon Jennings led the Eastern Conference with 10.6 assists per 36 minutes. In 23 games, he has averaged 4.7 assists in 16.3 minutes of action. He had the same or more assists than shot attempts in 13 of those games. Kelly Oubre Jr. was a spark off the bench on both ends of the floor the last 10 games, averaging 11.4 points on .483 shooting and 4.9 rebounds. He scored 10+ points as a reserve 21 times this season. Jason Smith set a career high with five three-pointers vs. Charlotte (4/4). Smith had 37 threes this season – he had 34 in his first eight seasons combined. Bojan Bogdanovic was been a scoring threat since joining the Wizards (2/22) at the trade deadline, leading the team in 10+ point performances off the bench with 16.

FROM BOSNIA WITH LOVE

Bojan Bogdanovic's 29 points off the bench at Phoenix (3/7) was the most for any Washington reserve in a game this season. The previous high for a reserve was 27, which Bogdanovic reached twice in his first six games with the Wizards (3/1 at Toronto, 3/5 vs. Orlando). In that Phoenix game, he went 16-for-16 on free throws, becoming the first player in team history to attempt 16 without a miss. Against Orlando (3/5) he went for a career-high 8-for-10 on three-pointers. The eight three-pointers tied the most off the bench for a player in a game this season (Kyle Korver, Eric Gordon).

Since being acquired by Washington (2/22), Bogdanovic averaged 12.7 points off the bench. He was fourth among reserves in total points (330), fourth in free throws (71) and fifth in three-pointers (45) post All-Star Break.

GOOD COMEBACK

Washington won 17 games after trailing by double digits at one point, most recently vs. Charlotte (4/4, down 12). Previous comebacks were at Los Angeles Lakers (3/28, down 16), vs. Atlanta (3/22, down 12), at Portland (3/11, down 21), at Sacramento (3/10, down 15), at Phoenix (3/7, down 11), vs. Orlando (3/5, down 17), vs. Philadelphia (1/14, down 13), vs. Chicago (1/10, down 18), at Milwaukee (1/8, down 12), vs. Milwaukee (12/26, down 10), at Chicago (12/21, down 13), vs. L.A. Clippers (12/18, down 11), vs. Charlotte (12/14, down 10), vs. Denver (12/8, down 14), at Brooklyn (12/5, down 16) and vs. Phoenix (11/21, down 10).

The 17 comebacks are the most over the last 20 seasons (the team had 13 in 2004-05).

PASS > POINTS

John Wall had a career-high 20 assists vs. Chicago (3/17), the third 20-assist performance in the NBA this season (Russell Westbrook, Chris Paul). Wall's 20 are tied for fourth most by a Washington player, as there have only been six instances of 20 assists in team history. The last player to do so was Rod Strickland (20, 2/10/98, at Golden State). Kevin Porter has the other four 20 assist efforts, including the franchise record of 24 (3/23/80, vs. DET). Wall was the only player in the NBA with three games of 19+ assists this season and was third in the NBA with 49 games of 10+ assists – only James Harden (59) and Russell Westbrook (50) had more. Post All-Star Break, Wall led the NBA in total assists (268) and was second in the NBA (James Harden) in assist points created per game at 25.3.



NOTES

WHEN BEAL AND WALL START

Washington was 47-28 (.627) this season when Bradley Beal and John Wall were both in the starting lineup. In those games, the Wizards averaged 110.0 points on .476 percent shooting. Beal averaged 23.1 points (.481 FG%, .406 3FG%), 3.5 assists and 3.1 rebounds while Wall averaged 23.1 points (.450 FG%), 10.8 assists, 4.3 rebounds and 2.0 steals. Both were in the starting lineup January 1 - April 8, with the Wizards carrying a 32-16 record during that time (including a 17-5 home record and 15-11 mark on the road).

Beal and Wall became the first Washington duo since 1964-65 to have multiple 40+ point performances in the same season. Beal has four 40+ games while Wall has two. In 1964-65, Gus Johnson and Walt Bellamy each recorded two games of at least 40 points.

MR. STEAL YOUR BALL

John Wall finished second in the NBA with 2.01 steals per game (behind Draymond Green at 2.03). Wall led the NBA in total steals with 157, while Green was second with 154. Wall was tops with 28 games of 3+ steals (Jimmy Butler had 27, Green had 24). The Wizards were 18-10 when Wall records at least three in a game. Wall has the fifth-most steals (873) since entering the league in 2010. Only Chris Paul (1091), Monta Ellis (939), Russell Westbrook (936) and Stephen Curry (876) have more.

WALL'S 15-15 CLUB

John Wall recorded his sixth performance of 15+ points and 15+ assists at New Orleans (1/29). His previous 15-15 games have been vs. Minnesota (1/6 - 18 pts, 18 asts); vs. Phoenix (11/21 - 18 pts, 15 asts); at Oklahoma City (11/30 - 15 pts, 15 asts); at San Antonio (12/2 - 17 pts, 15 asts) and vs. Milwaukee (12/26 - 18 pts, 16 asts). He is one of seven players (James Harden, Russell Westbrook, Chris Paul, LeBron James, Jeff Teague, Ricky Rubio) to record multiple 15-15 games. Only Harden (11) and Westbrook (10) have more than Wall.

A REHASH OF 17 STRAIGHT WINS AT VERIZON CENTER

Washington had its 17-game home winning streak snapped in a 140-135 overtime thriller vs. Cleveland (2/6). The streak was the second-longest in team history, spanning nearly two months (12/8/16 - 2/6/17). It was a Wizards' Verizon Center record as well. The longest streak remains 22, when the Bullets did it 11/27/74 - 3/5/75. During the streak John Wall had 14 double-doubles, Bradley Beal had 13 games with 20+ points and Marcin Gortat averaged a point-rebound double-double. Compared to recent NBA home winning streaks, the 17 games was the sixth longest in the last four seasons.

STARS & STRIPES

The Washington Wizards will wear their Stars and Stripes uniform for all home games throughout the playoffs.

The team wore the uniforms six times during the regular season to pay honor to the men and women of the military, with the six branches (Air Force, Army, Coast Guard, Marines, National Guard, Navy) of the military each recognized with their own night. The red, white and blue jersey features stars and stripes on each side while the shorts highlight stripes and the Wizards' Monument logo.

The Wizards went 4-2 in the Stars & Stripes uniforms this season.

WIZARDS BENCH QUICK HITS

- Brandon Jennings had more assists than shot attempts in 13 of his 23 games with Washington
- Ian Mahinmi pulled down five or more rebounds off the bench 15 times this season
- Kelly Oubre Jr. recorded his first career double-double (10 points, 10 rebounds) vs. Sacramento (11/28)
- Jason Smith was seventh among reserves with a .543 shooting percentage off the bench this season
- Bojan Bogdanovic scored 27 points in 25 minutes off the bench in the Wizards' win at TOR (3/1), going 9-12 from the floor and 6-7 from three-point range





2016-17 FINAL STATISTICS

PLAYER	--FIELD GOALS--			--3-POINT FG--			--FREE THROWS--			--REBOUNDS--													
	G	GS	MIN	FG	FGA	PCT	FG	FGA	PCT	FT	FTA	PCT	OFF	DEF	TOT	AST	PF	DQ	STL	TO	BLK	PTS	AVG
Wall	78	78	2836	647	1435	.451	89	272	.327	422	527	.801	59	267	326	831	151	0	157	322	49	1805	23.1
Beal	77	77	2684	637	1322	.482	223	552	.404	282	342	.825	53	187	240	267	169	0	83	156	21	1779	23.1
Morris	76	76	2374	406	889	.457	71	196	.362	180	215	.837	107	386	493	126	254	4	82	129	43	1063	14.0
Bogdanovic (TOT)	81	54	2083	376	845	.445	144	392	.367	217	243	.893	37	240	277	111	146	0	34	131	7	1113	13.7
Bogdanovic (WAS)	26	0	601	107	234	.457	45	115	.391	71	76	.934	14	66	80	21	47	0	10	38	4	330	12.7
Porter	80	80	2605	414	803	.516	148	341	.434	99	119	.832	118	396	514	121	193	1	116	44	42	1075	13.4
Gortat	82	82	2556	390	674	.579	0	2	.000	103	159	.648	238	611	849	121	213	1	40	119	61	883	10.8
Jennings (TOT)	81	13	1801	192	535	.359	79	252	.313	114	152	.750	29	167	196	395	116	0	70	128	4	577	7.1
Jennings (WAS)	23	2	374	29	106	.274	11	52	.212	12	17	.706	8	36	44	108	32	0	15	22	0	81	3.5
Thornton	33	1	575	84	210	.400	28	80	.350	23	27	.852	22	54	76	41	48	0	19	25	3	219	6.6
Oubre	79	5	1605	186	442	.421	54	188	.287	75	99	.758	61	200	261	47	195	1	58	50	17	501	6.3
Smith	74	3	1068	174	329	.529	37	78	.474	35	51	.686	64	194	258	37	168	2	21	58	54	420	5.7
Mahinmi	31	0	555	65	111	.586	0	0	---	43	75	.573	47	103	150	19	90	2	33	34	24	173	5.6
Burke	57	0	703	116	255	.455	31	70	.443	22	29	.759	7	40	47	100	54	0	11	48	5	285	5.0
McClellan	30	3	287	30	75	.400	7	30	.233	23	27	.852	4	30	34	15	17	0	8	5	2	90	3.0
Satoransky	57	3	719	61	147	.415	9	37	.243	23	33	.697	25	58	83	92	60	0	26	38	6	154	2.7
Nicholson	28	0	231	30	77	.390	3	16	.188	7	12	.583	11	23	34	7	37	0	11	11	6	70	2.5
McCullough (TOT)	16	0	80	16	32	.500	1	7	.143	3	5	.600	9	10	19	2	7	0	2	3	2	36	2.3
McCullough (WAS)	2	0	8	0	1	.000	0	1	.000	1	2	.500	0	2	2	0	0	0	1	1	0	1	0.5
Ochefu	19	0	75	12	27	.444	0	0	---	0	2	.000	5	17	22	3	17	0	2	3	0	24	1.3
House	1	0	1	0	0	---	0	0	---	0	0	---	0	1	1	0	0	0	0	0	0	0	0.0
WIZARDS	82	-	19855	3388	7137	.475	756	2030	.372	1421	1812	.784	843	2671	3514	1956	1745	11	693	1162	337	8953	109.2
OPPONENTS	82	-	19855	3253	6978	.466	810	2224	.364	1489	1982	.751	868	2661	3529	1870	1621	12	606	1257	377	8805	107.4

PLAYER	-- SINGLE-GAME HIGHS --											----- AVERAGE PER GAME -----					-CAREER HIGHS (C=SET, T=TIED THIS SEASON)-						
	MIN	REB	AST	ST	TO	BL	PTS	MIN	REB	AST	STL	TO	BLK	PTS	FG	FGA	FT	FTA	REB	AST	PTS		
Wall	46	11	20	6	11	3	52	36.4	4.2	10.7	2.01	4.1	0.63	23.1	18C	31C	19	24	13	20C	52C		
Beal	45	10	9	4	5	2	42	34.9	3.1	3.5	1.08	2.0	0.27	23.1	16C	28C	13C	14C	12	9C	42C		
Morris	44	15	5	4	6	4	26	31.2	6.5	1.7	1.08	1.7	0.57	14.0	15	26	11	15	17	8	35		
Bogdanovic (TOT)	35	9	4	3	5	1	29	25.7	3.4	1.4	0.42	1.6	0.09	13.7	17	27	16C	16C	12	7	44		
Bogdanovic (WAS)	33	9	2	2	4	1	29	23.1	3.1	0.8	0.38	1.5	0.15	12.7									
Porter	45	14	7	5	3	3	34	32.6	6.4	1.5	1.45	0.6	0.53	13.4	14C	20	8C	9C	14T	7C	34C		
Gortat	43	18	5	3	5	3	21	31.2	10.4	1.5	0.49	1.5	0.74	10.8	13	23	11	14	20	6	31		
Jennings (TOT)	53	7	13	5	4	1	32	22.2	2.4	4.9	0.86	1.6	0.05	7.1	21	34	12	15	11	21	55		
Jennings (WAS)	28	7	9	5	2	0	18	16.2	1.9	4.7	0.65	1.0	0.00	3.5									
Thornton	37	6	6	3	2	2	16	17.4	2.3	1.2	0.58	0.8	0.09	6.6	16	27	12	14	11	9	42		
Oubre	40	11	3	4	4	2	19	20.3	3.3	0.6	0.73	0.6	0.22	6.3	7C	15	6C	8C	11C	3C	19C		
Smith	38	8	3	3	4	3	17	14.4	3.5	0.5	0.28	0.8	0.73	5.7	12	21	8	10	16	6	26		
Mahinmi	26	11	3	7	4	3	16	17.9	4.8	0.6	1.06	1.1	0.77	5.6	9	18	9	12	14	4	19		
Burke	31	4	5	2	3	1	27	12.3	0.8	1.8	0.19	0.8	0.09	5.0	12	23	10	10	10	15	32		
McClellan	35	4	3	2	2	1	18	9.6	1.1	0.5	0.27	0.2	0.07	3.0	6C	11C	5C	6C	4C	3C	18C		
Satoransky	32	10	9	2	3	2	12	12.6	1.5	1.6	0.46	0.7	0.11	2.7	4C	12C	4C	4C	10C	9C	12C		
Nicholson	25	7	1	2	1	2	9	8.3	1.2	0.3	0.39	0.4	0.21	2.5	10	16	7	7	14	4	24		
McCullough (TOT)	12	3	1	1	1	2	13	5.0	1.2	0.1	0.13	0.2	0.13	2.3	6C	9T	3	5	8	1T	13C		
McCullough (WAS)	7	2	0	1	1	0	1	4.1	1.0	0.0	0.50	0.5	0.00	0.5									
Ochefu	17	3	1	1	1	0	8	3.9	1.2	0.2	0.11	0.2	0.00	1.3	4C	6C	0C	2C	3C	1C	8C		
House	1	1	0	0	0	0	0	0.8	1.0	0.0	0.00	0.0	0.00	0.0	0C	0C	0C	0C	1C	0C	0C		
WIZARDS	265	54	34	17	24	10	135	242.1	42.9	23.9	8.45	14.2	4.11	109.2	66	143	60	69	92	45	161		
OPPONENTS	265	55	34	16	29	12	140	242.1	43.0	22.8	7.39	15.3	4.60	107.4	65	141	51	67	100	46	153		



2016-17 REGULAR SEASON HIGHS

PLAYER	MINUTES	FIELD GOALS	FREE THROWS	----- REBOUNDS -----	ASSISTS	STEALS	TURNOVERS	BLOCKED SHOTS	POINTS		
				OFFENSIVE DEFENSIVE TOTAL							
BRADLEY BEAL	45 FEB. 6 vs Clev.	16C FEB. 6 vs Atl.	13C NOV. 4 vs Atl.	4 MAR. 3 vs Tor.	8 MAR. 10 at Sac.	10 MAR. 10 at Sac.	9C DEC. 14 vs Cha.	4T(3) MAR. 22 vs Atl.	5 (7) APR. 8 vs Miami	2 NOV. 2 vs Tor.	42C NOV. 21 vs Phoe.
BOJAN BOGDANOVIC Brk.-Was.	35 JAN. 8 vs Phil.	11 NOV. 15 at LA-L	16C MAR. 7 at Phoe.	3 MAR. 20 at Bos.	8T NOV. 23 vs Bos.	9 MAR. 7 at Phoe.	4 (3) FEB. 8 vs Wash.	3T NOV. 9 at N.Y.	5 FEB. 5 vs Tor.	1 (7) MAR. 24 vs Brk.	29 (2) MAR. 7 at Phoe.
BOJAN BOGDANOVIC Was.	33 FEB. 26 vs Utah	9 (2) MAR. 5 vs Orl.	16C MAR. 7 at Phoe.	3 MAR. 20 at Bos.	7 (2) MAR. 24 vs Brk.	9 MAR. 7 at Phoe.	2 (3) MAR. 31 at Utah	2 APR. 2 at G.S.	4 (2) MAR. 18 at Cha.	1 (4) MAR. 24 vs Brk.	29 MAR. 7 at Phoe.
TREY BURKE	31 APR. 12 at Miami	10 (2) APR. 12 at Miami	3 (2) FEB. 13 vs OKC.	1 (7) JAN. 24 vs Bos.	4 (2) FEB. 13 vs OKC.	4 (2) FEB. 13 vs OKC.	5 (2) FEB. 10 vs Ind.	2 DEC. 30 vs Brk.	3 (2) FEB. 13 vs OKC.	1 (5) FEB. 4 vs N.O.	27 (2) APR. 12 at Miami
MARCIN GORTAT	43 (2) DEC. 19 at Ind.	10 (2) FEB. 2 vs LA-L	10 OCT. 30 at Mem.	8 FEB. 10 vs Ind.	14 MAR. 18 at Cha.	18 DEC. 2 at S.A.	5 APR. 10 at Det.	3 (2) JAN. 27 at Atl.	5T JAN. 6 vs Minn.	3 (4) FEB. 13 vs OKC.	21 (3) FEB. 2 vs LA-L
BRANDON JENNINGS N.Y.-Was.	53C JAN. 29 at Atl.	12 DEC. 31 at Hou.	9 JAN. 31 at Wash.	3 NOV. 17 at Wash.	6 (2) APR. 2 at G.S.	7 (2) APR. 2 at G.S.	13 FEB. 10 vs Den.	5 (3) APR. 10 at Det.	4 (6) JAN. 31 at Wash.	1 (4) FEB. 23 at Clev.	32 DEC. 31 at Hou.
BRANDON JENNINGS Was.	28 APR. 10 at Det.	6 MAR. 24 vs Brk.	3 MAR. 20 at Bos.	2 MAR. 24 vs Brk.	6 APR. 2 at G.S.	7 APR. 2 at G.S.	9 MAR. 24 vs Brk.	5 APR. 10 at Det.	2 (5) APR. 10 at N.Y.	0	18 MAR. 24 vs Brk.
IAN MAHINMI	26 MAR. 7 at Phoe.	8 MAR. 17 vs Chi.	6 MAR. 24 vs Brk.	5 (2) MAR. 29 at LA-C	10 APR. 10 at Det.	11 APR. 10 at Det.	3 (3) APR. 10 at Det.	7C MAR. 7 at Phoe.	4T MAR. 13 at Minn.	3 (2) APR. 6 vs Brk.	16 (2) MAR. 24 vs Brk.
SHELDON MCCLELLAN	35C(2) APR. 12 at Miami	6C APR. 12 at Miami	5C APR. 12 at Miami	1C(4) JAN. 16 vs Port.	4C(3) APR. 12 at Miami	4C(3) APR. 12 at Miami	3C JAN. 6 vs Minn.	2C(3) JAN. 8 at Milw.	2C APR. 12 at Miami	1C(2) JAN. 27 at Atl.	18C APR. 12 at Miami
CHRIS MCCULLOUGH Brk.-Was.	12 NOV. 14 at LA-C	6C NOV. 14 at LA-C	1 (3) MAR. 1 at Tor.	3 NOV. 14 at LA-C	2 (4) APR. 12 at Miami	3 (3) NOV. 25 at Ind.	1T(2) DEC. 23 at Clev.	1 (2) APR. 12 at Miami	1 (3) APR. 12 at Miami	2T NOV. 14 at LA-C	13C NOV. 14 at LA-C
CHRIS MCCULLOUGH Was.	7 APR. 12 at Miami	0	1 MAR. 1 at Tor.	0	2 APR. 12 at Miami	2 APR. 12 at Miami	0	1 APR. 12 at Miami	1 APR. 12 at Miami	0	1 MAR. 1 at Tor.
MARKIEFF MORRIS	44T(2) NOV. 28 vs Sac.	11 FEB. 10 vs Ind.	7 (3) NOV. 11 vs Clev.	5 (2) JAN. 27 at Atl.	13C JAN. 16 vs Port.	15 NOV. 12 at Chi.	5 (3) MAR. 3 vs Tor.	4 DEC. 5 at Brk.	6T NOV. 28 vs Sac.	4 FEB. 28 vs G.S.	26 FEB. 10 vs Ind.
DANIEL OCHEFU	17C APR. 12 at Miami	4C APR. 12 at Miami	0C	2C APR. 12 at Miami	3C(3) MAR. 24 vs Brk.	3C(4) APR. 12 at Miami	1C(3) APR. 12 at Miami	1C(2) APR. 12 at Miami	1C(3) JAN. 14 vs Phil.	0C	8C APR. 12 at Miami
KELLY OUBRE	40C DEC. 14 vs Cha.	7C(4) MAR. 25 at Clev.	6C(2) APR. 10 at Det.	4T(4) MAR. 28 at LA-L	8C DEC. 10 vs Milw.	11C NOV. 28 vs Sac.	3C(2) JAN. 18 vs Mem.	4C FEB. 6 vs Clev.	4C MAR. 1 at Tor.	2T(2) APR. 6 at N.Y.	19C DEC. 10 vs Milw.
OTTO PORTER	45T FEB. 6 vs Clev.	14C NOV. 9 vs Bos.	8C MAR. 3 vs Tor.	7C NOV. 9 vs Bos.	14C DEC. 26 vs Milw.	14T(2) DEC. 26 vs Milw.	7C JAN. 8 at Milw.	5T FEB. 24 at Phil.	3 (2) DEC. 8 vs Den.	3T(3) JAN. 3 at Dall.	34C NOV. 9 vs Bos.
TOMAS SATORANSKY	32C(2) NOV. 9 vs Bos.	4C(5) APR. 10 at Det.	4C JAN. 14 vs Phil.	3C JAN. 16 vs Port.	7C JAN. 16 vs Port.	10C JAN. 16 vs Port.	9C NOV. 12 at Chi.	2C(4) APR. 12 at Miami	3C(3) APR. 10 at Det.	2C FEB. 8 at Brk.	12C NOV. 12 at Chi.
JASON SMITH	38 MAR. 17 vs Chi.	6 (4) APR. 4 vs Cha.	4 FEB. 8 at Brk.	3 (7) MAR. 17 vs Chi.	7 MAR. 29 at LA-C	8 (3) MAR. 29 at LA-C	3 APR. 10 at Det.	3 DEC. 14 vs Cha.	4 OCT. 27 at Atl.	3 (2) MAR. 18 at Cha.	17 (3) APR. 4 vs Cha.
JOHN WALL	46 FEB. 8 at Brk.	18C DEC. 6 vs Orl.	14 MAR. 13 at Minn.	3 (3) JAN. 11 at Bos.	9 DEC. 28 vs Ind.	11 DEC. 28 vs Ind.	20C MAR. 17 vs Chi.	6 (2) APR. 4 vs Cha.	11C NOV. 28 vs Sac.	3 (2) MAR. 3 vs Tor.	52C DEC. 6 vs Orl.
WIZARDS High Games	265 (7) MAR. 11 at Port.	52 MAR. 10 at Sac.	42 MAR. 7 at Phoe.	19 NOV. 9 vs Bos.	42 JAN. 23 at Cha.	54 (4) MAR. 22 vs Atl.	34 MAR. 17 vs Chi.	17 DEC. 5 at Brk.	24 NOV. 28 vs Sac.	10 JAN. 27 at Atl.	135 FEB. 6 vs Clev.
WIZARDS Low Games	240 (75) APR. 12 at Miami	29 MAR. 18 at Cha.	6 JAN. 10 vs Chi.	3 DEC. 16 vs Det.	22 FEB. 26 vs Utah	28 FEB. 26 vs Utah	11 NOV. 5 at Orl.	2 DEC. 23 at Milw.	6 DEC. 16 vs Det.	0 (3) APR. 12 at Miami	86 NOV. 5 at Orl.
OPPONENTS High Games	265 (7) MAR. 11 at Port.	50 APR. 2 at G.S.	28 JAN. 31 vs N.Y.	22 JAN. 31 vs N.Y.	41 FEB. 26 vs Utah	55 FEB. 8 at Brk.	34 APR. 2 at G.S.	16 NOV. 2 vs Tor.	29 DEC. 8 vs Den.	12 DEC. 6 vs Orl.	140 FEB. 6 vs Clev.





2016-17 GAME BY GAME RESULTS

Date	Opponent	Team/Opp	Home	Road	Total	High Scoring	High Rebounds	High Assists	Opponent Scoring	Atten.
Oct 27	@Atlanta	L 99-114	0-0	0-1	0-1	Morris-22	Gortat-11	Wall-10	Millsap-28	19,049
Oct 30	@Memphis	L103-112 (OT)	0-0	0-2	0-2	Wall-22	Gortat-12	Wall-13	Conley-24	15,573
Nov 2	TORONTO	L103-113	0-1	0-2	0-3	Wall-33	Porter-13	Wall-11	DeRozan-40	19,581
Nov 4	ATLANTA	W 95- 92	1-1	0-2	1-3	Beal-28	Gortat-15	Wall-6	Schroder-20	14,663
									Howard-20	
Nov 5	@Orlando	L 86- 88	1-1	0-3	1-4	Morris-18	Gortat-14	Satoransky-3	Green-18	18,846
								Morris-3		
								Beal-3		
Nov 7	HOUSTON	L106-114	1-2	0-3	1-5	Wall-21	Gortat-12	Wall-9	Harden-32	13,173
Nov 9	BOSTON	W118- 93	2-2	0-3	2-5	Porter-34	Porter-14	Wall-7	Thomas-23	12,675
Nov 11	CLEVELAND	L 94-105	2-3	0-3	2-6	Wall-28	Gortat-15	Porter-5	Irving-29	20,356
Nov 12	@Chicago	L 95-106	2-3	0-4	2-7	Morris-24	Morris-15	Satoransky-9	Butler-37	21,962
Nov 16	@Philadelphia	L102-109	2-3	0-5	2-8	Wall-27	Gortat-14	Thornton-6	Okafor-19	14,863
								Wall-6		
Nov 17	NEW YORK	W119-112	3-3	0-5	3-8	Wall-23	Porter-8	Wall-11	Rose-27	16,704
							Morris-8			
							Gortat-8			
Nov 19	MIAMI	L111-114	3-4	0-5	3-9	Wall-34	Gortat-16	Wall-8	Dragic-22	15,848
						Beal-34				
Nov 21	PHOENIX	W106-101	4-4	0-5	4-9	Beal-42	Gortat-13	Wall-15	Booker-30	12,790
Nov 25	@Orlando	W 94- 91	4-4	1-5	5-9	Wall-26	Gortat-9	Wall-10	Ibaka-19	17,103
Nov 26	SAN ANTONIO	L100-112	4-5	1-5	5-10	Beal-25	Gortat-10	Beal-5	Aldridge-24	17,066
								Wall-5		
Nov 28	SACRAMENTO	W101- 95 (OT)	5-5	1-5	6-10	Beal-31	Oubre-11	Wall-11	Cousins-36	12,571
Nov 30	@Oklahoma Cit	L115-126 (OT)	5-5	1-6	6-11	Beal-31	Gortat-11	Wall-15	Westbrook-35	18,203
Dec 2	@San Antonio	L105-107	5-5	1-7	6-12	Beal-23	Gortat-18	Wall-15	Leonard-23	18,418
Dec 5	@Brooklyn	W118-113	5-5	2-7	7-12	Wall-25	Gortat-12	Wall-13	Lopez-25	12,529
Dec 6	ORLANDO	L116-124	5-6	2-7	7-13	Wall-52	Gortat-11	Wall-8	Payton-25	12,116
Dec 8	DENVER	W 92- 85	6-6	2-7	8-13	Beal-26	Wall-7	Beal-5	Jokic-17	12,645
							Gortat-7	Wall-5		
Dec 10	MILWAUKEE	W110-105	7-6	2-7	9-13	Wall-24	Gortat-14	Wall-11	Antetokounmpo-28	14,816
Dec 12	@Miami	L101-112	7-6	2-8	9-14	Wall-30	Gortat-11	Wall-8	Dragic-34	19,600
Dec 14	CHARLOTTE	W109-106	8-6	2-8	10-14	Wall-25	Gortat-14	Wall-10	Batum-20	13,447
Dec 16	DETROIT	W122-108	9-6	2-8	11-14	Wall-29	Gortat-14	Wall-11	Caldwell-Pope-24	15,573
Dec 18	L.A. CLIPPERS	W117-110	10-6	2-8	12-14	Beal-41	Morris-9	Wall-11	Griffin-26	17,380
Dec 19	@Indiana	L105-107	10-6	2-9	12-15	Beal-22	Gortat-13	Wall-10	George-27	17,686
Dec 21	@Chicago	W107- 97	10-6	3-9	13-15	Wall-23	Morris-12	Wall-9	Butler-20	21,358
Dec 23	@Milwaukee	L 96-123	10-6	3-10	13-16	Porter-18	Gortat-6	Wall-10	Antetokounmpo-39	15,921
						Wall-18				
Dec 26	MILWAUKEE	W107-102	11-6	3-10	14-16	Porter-32	Porter-14	Wall-16	Antetokounmpo-22	15,773
Dec 28	INDIANA	W111-105	12-6	3-10	15-16	Wall-36	Gortat-16	Wall-9	George-34	16,172
Dec 30	BROOKLYN	W118- 95	13-6	3-10	16-16	Burke-27	Gortat-13	Wall-14	Hollis-Jefferson-116	461
									Booker-16	
Jan 2	@Houston	L 91-101	13-6	3-11	16-17	Beal-27	Gortat-14	Wall-12	Gordon-31	16,569
Jan 3	@Dallas	L105-113	13-6	3-12	16-18	Wall-27	Gortat-16	Wall-8	Barnes-26	19,318
Jan 6	MINNESOTA	W112-105	14-6	3-12	17-18	Beal-22	Gortat-10	Wall-18	Wiggins-41	18,686
Jan 8	@Milwaukee	W107-101	14-6	4-12	18-18	Beal-26	Gortat-12	Porter-7	Parker-28	15,311
								Wall-7		
Jan 10	CHICAGO	W101- 99	15-6	4-12	19-18	Wall-26	Gortat-12	Wall-14	Valentine-19	14,361
Jan 11	@Boston	L108-117	15-6	4-13	19-19	Beal-35	Morris-9	Wall-11	Thomas-38	18,624
							Gortat-9			
Jan 14	PHILADELPHIA	W109- 93	16-6	4-13	20-19	Wall-25	Gortat-10	Wall-7	Okafor-26	17,880
Jan 16	PORTLAND	W120-101	17-6	4-13	21-19	Beal-25	Morris-13	Wall-7	Lillard-22	17,395
Jan 18	MEMPHIS	W104-101	18-6	4-13	22-19	Porter-25	Morris-12	Wall-13	Gasol-28	15,079
						Wall-25				
Jan 19	@New York	W113-110	18-6	5-13	23-19	Wall-29	Gortat-13	Wall-13	Anthony-34	19,812
Jan 21	@Detroit	L112-113	18-6	5-14	23-20	Wall-19	Morris-9	Wall-10	Morris-25	18,231
						Morris-19				



2016-17 GAME BY GAME RESULTS

Jan 23 @Charlotte	W109- 99	18-6	6-14	24-20	Wall-24	Porter-12	Wall-7	Walker-21	15,285
Jan 24 BOSTON	W123-108	19-6	6-14	25-20	Beal-31	Morris-11	Wall-7	Thomas-25	16,387
Jan 27 @Atlanta	W112- 86	19-6	7-14	26-20	Porter-21	Porter-12	Wall-9	Bazemore-15	16,968
Jan 29 @New Orleans	W107- 94	19-6	8-14	27-20	Beal-27	Gortat-11	Wall-19	Davis-36	16,779
Jan 31 NEW YORK	W117-101	20-6	8-14	28-20	Beal-28	Morris-10	Wall-13	Anthony-26	16,683
						Gortat-10			
Feb 2 L.A. LAKERS	W116-108	21-6	8-14	29-20	Wall-33	Gortat-14	Wall-11	Clarkson-20	16,473
Feb 4 NEW ORLEANS	W105- 91	22-6	8-14	30-20	Wall-24	Gortat-17	Wall-13	Davis-25	19,651
Feb 6 CLEVELAND	L135-140(OT)	22-7	8-14	30-21	Beal-41	Gortat-8	Wall-12	Love-39	20,356
Feb 8 @Brooklyn	W114-110(OT)	22-7	9-14	31-21	Beal-31	Gortat-14	Wall-12	Bogdanovic-21	13,179
Feb 10 INDIANA	W112-107	23-7	9-14	32-21	Morris-26	Gortat-16	Wall-14	George-31	19,503
					Wall-26				
Feb 13 OKLAHOMA CITY	W120- 98	24-7	9-14	33-21	Morris-23	Porter-12	Wall-14	Westbrook-17	20,356
								Lauvergne-17	
Feb 16 @Indiana	W111- 98	24-7	10-14	34-21	Porter-25	Porter-8	Wall-12	Turner-17	17,233
								George-17	
Feb 24 @Philadelphia	L112-120	24-7	10-15	34-22	Beal-40	Gortat-11	Wall-14	Covington-25	19,277
Feb 26 UTAH	L 92-102	24-8	10-15	34-23	Wall-23	Gortat-8	Wall-11	Hayward-30	19,648
Feb 28 GOLDEN STATE	W112-108	25-8	10-15	35-23	Beal-25	Gortat-12	Wall-19	Curry-25	20,356
Mar 1 @Toronto	W105- 96	25-8	11-15	36-23	Bogdanovic-27	Morris-8	Wall-13	DeRozan-24	19,800
						Gortat-8			
Mar 3 TORONTO	L106-114	25-9	11-15	36-24	Wall-30	Porter-8	Wall-7	DeRozan-32	20,356
						Morris-8			
						Wall-8			
Mar 5 ORLANDO	W115-114	26-9	11-15	37-24	Beal-32	Gortat-11	Wall-10	Ross-20	19,195
Mar 7 @Phoenix	W131-127	26-9	12-15	38-24	Bogdanovic-29	Mahinmi-9	Wall-14	Bledsoe-30	16,372
						Bogdanovic-9			
Mar 8 @Denver	W123-113	26-9	13-15	39-24	Wall-30	Gortat-15	Wall-10	Harris-26	12,323
Mar 10 @Sacramento	W130-122(OT)	26-9	14-15	40-24	Beal-38	Beal-10	Wall-12	Cauley-Stein-20	17,608
Mar 11 @Portland	W125-124(OT)	26-9	15-15	41-24	Wall-39	Gortat-15	Wall-9	McCollum-34	19,482
Mar 13 @Minnesota	L104-119	26-9	15-16	41-25	Wall-27	Morris-7	Jennings-5	Towns-39	15,747
						Mahinmi-7	Wall-5		
						Beal-7			
Mar 15 DALLAS	L107-112	26-10	15-16	41-26	Wall-26	Porter-10	Wall-11	Barnes-22	17,844
						Gortat-10			
Mar 17 CHICAGO	W112-107	27-10	15-16	42-26	Beal-24	Porter-8	Wall-20	Butler-28	20,356
						Gortat-8			
Mar 18 @Charlotte	L 93- 98	27-10	15-17	42-27	Wall-19	Gortat-15	Wall-8	Zeller-19	19,361
Mar 20 @Boston	L102-110	27-10	15-18	42-28	Beal-19	Bogdanovic-6	Wall-8	Thomas-25	18,624
Mar 22 ATLANTA	W104-100	28-10	15-18	43-28	Beal-28	Mahinmi-10	Wall-10	Hardaway-29	18,137
Mar 24 BROOKLYN	W129-108	29-10	15-18	44-28	Wall-22	Gortat-9	Jennings-9	Hamilton-20	19,616
							Wall-9		
Mar 25 @Cleveland	W127-115	29-10	16-18	45-28	Wall-37	Oubre-7	Wall-11	James-24	20,562
Mar 28 @L.A. Lakers	W119-108	29-10	17-18	46-28	Wall-34	Gortat-11	Wall-14	Russell-28	18,997
Mar 29 @L.A. Clipper	L124-133	29-10	17-19	46-29	Wall-41	Mahinmi-8	Wall-8	Redick-31	19,060
						Smith-8			
Mar 31 @Utah	L 88- 95	29-10	17-20	46-30	Beal-27	Gortat-11	Wall-5	Hayward-19	19,911
Apr 2 @Golden State	L115-139	29-10	17-21	46-31	Beal-20	Jennings-7	Wall-11	Curry-42	19,596
						Bogdanovic-20			
Apr 4 CHARLOTTE	W118-111	30-10	17-21	47-31	Wall-23	Morris-6	Wall-13	Walker-37	18,614
						Gortat-6			
Apr 6 @New York	W106-103	30-10	18-21	48-31	Beal-25	Porter-9	Wall-8	Anthony-23	19,812
Apr 8 MIAMI	L103-106	30-11	18-21	48-32	Morris-21	Gortat-11	Wall-8	Whiteside-30	20,365
Apr 12 @Miami	L102-110	30-11	19-22	49-33	Burke-27	Porter-6	Satoransky-5	Dragic-28	19,963
							Jennings-5		





2016-17 BREAKDOWN

	RECORD	HOME	ROAD	OT	
OVERALL	49-33	30-11	19-22	4- 3	Head Coach: Scott Brooks
Atlantic	12- 6	7- 2	5- 4	1- 0	Overall: 8 Years 387 Won 240 Lost .617 Pct.
Central	12- 6	7- 2	5- 4	0- 1	W/Club : 1 Year 49 Won 33 Lost .598 Pct.
Southeast	8- 8	5- 3	3- 5		
EASTERN	32-20	19- 7	13-13	1- 1	
Southwest	3- 7	2- 3	1- 4	0- 1	
Northwest	6- 4	4- 1	2- 3	1- 1	
Pacific	8- 2	5- 0	3- 2	2- 0	
WESTERN	17-13	11- 4	6- 9	3- 2	

TEAM WINNING & LOSING STREAKS:

OVERALL	HOME	ROAD
Loss- 1	Loss- 1	Loss- 1
Long:Win - 7	Win - 17	Win - 5
Loss- 3	Loss- 1	Loss- 5
Last:Win -04/10 @ DET 105-101	Win -04/04 vsCHA 118-111	Win -04/10 @ DET 105-101
Loss-04/12 @ MIA 102-110	Loss-04/08 vsMIA 103-106	Loss-04/12 @ MIA 102-110

	WON	LOST	OFFENSE	VsOPP	HOME ATTENDANCE
Oct.	0	2			
Nov.	6	9	100+ 46-24	If Opp W/L to date:	41 Games
Dec.	10	5	100< 3- 9	.500+ 21-18	697,107 Total
Jan.	12	4	Defense	.500- 28-14	17,003 Average
Feb.	7	3	100+ 33-30		20,365 High
Mar.	11	7	100< 16- 3		7 Sellouts
Apr.	3	3			

After 82 games last season: W 41 L 41

MARGINS	1	2	3	4	5	6	7	8	9	10	11	12	13	14	15	16	17	18	19	20	21	22	23	
Won By:	2	1	6	5	6	3	5	2	1	3	1	1	2	2	1	2				1		1	1	1
Lost By:	1	3	2		3		2	7	3	3	4	1			2									
	24	25	26	27	28	29	30	31	32	33	34	35	36	37	38	39	40	41	42	43	44	45	46+	
Won By:			1	1																				
Lost By:	1																							

At Start Of:	OVERALL	HOME	ROAD	FG%	OVERALL	HOME	ROAD
2nd- Ahead:	30-16	18- 7	12- 9	-44%	7-20	6- 4	1-16
-Behind:	15-16	9- 3	6-13	45-49%	17-10	10- 5	7- 5
- Tied:	4- 1	3- 1	1- 0	50-54%	17- 2	8- 1	9- 1
3rd- Ahead:	30-10	18- 3	12- 7	55-59%	8- 1	6- 1	2- 0
-Behind:	16-21	9- 7	7-14	+60%	0- 0	0- 0	0- 0
- Tied:	3- 2	3- 1	0- 1				
4th- Ahead:	36- 5	21- 1	15- 4				
-Behind:	9-27	6-10	3-17				
- Tied:	4- 1	3- 0	1- 1				



GAMES MISSED DUE TO ILLNESS/INJURY

PLAYER	INACTIVE	DNP-CD	DNP-Injury/Illness	NWT-Personal	NWT-Injury/Illness	SUSPENSION
Bradley Beal	2	1	2			
Bojan Bogdanovic	1					
Trey Burke	1	24				
Marcin Gortat						
Danuel House Jr.	55	2				
Brandon Jennings	1					
Ian Mahinmi	51					
Sheldon McClellan	17	35				
Chris McCullough	22	3				
Markieff Morris	4	1	1			
Andrew Nicholson		27				
Daniel Ochefu	13	49			1	
Kelly Oubre Jr.	1	2				
Otto Porter Jr.	2					
Tomas Satoransky		23			2	
Jason Smith		7	1			
Marcus Thornton		22				
John Wall	3	1				
TOTAL	173	192	4	0	3	0

PLAYER	REASON	GAMES MISSED
Beal	Right hamstring tightness Right ankle sprain Rest TOTAL	3 (11/11-16) 1 (11/30) 1 (4/12) 5
Bogdanovic	Lower back stiffness	1 (3/25)
Burke	Personal	1 (3/1)
House Jr.	D-League assignment Right wrist fracture TOTAL	10 (11/16-21, 2/10-28) 39 (11/25-2/8) 48
Mahinmi	Left knee rehabilitation PRP treatment Strained left calf TOTAL	14 (10/27-11/25) 36 (11/28-2/6) 1 (4/12) 50
McClellan	D-League assignment	8 (12/6-16, 4/4-4/6)
McCullough	D-League assignment	18 (3/3-4/2)
Morris	Sore left foot Right calf tightness Illness Sore right ankle Rest TOTAL	1 (12/14) 1(2/8) 2 (3/17-18) 1 (4/6) 1 (4/12) 6
Ochefu	Illness	1 (12/28)
Oubre Jr.	Concussion	1 (12/18)
Porter Jr.	Back spasms	2 (4/8-10)
Satoransky	Illness	2 (1/10-11)
Smith	Strained right hamstring	1 (12/18)
Wall	Rest Left thigh contusion TOTAL	3 (11/5, 11/12, 4/12) 1 (4/10) 4





BRADLEY BEAL

DATE	TM	@	OPP	WL	O	P	G	GS	MIN	FG	FGA	FG%	FG3	FG3A	FG3%	FT	FTA	FT%	OREB	DREB	REB	AST	PF	DQ	STL	TO	BLK	PTS	PPG
10/27/2016	WAS	@	ATL	.L	-	G	1	1	24	6	12	.500	0	2	.000	1	1	1.000	0	0	0	4	4	0	0	3	0	13	13.0
10/30/2016	WAS	@	MEM	.L	1	G	2	2	40	5	17	.294	2	8	.250	2	2	1.000	0	3	3	1	2	0	2	1	1	14	13.5
11/02/2016	WAS	v	TOR	.L	-	G	3	3	39	5	13	.385	2	4	.500	3	6	.500	0	1	1	2	2	0	0	1	2	15	14.0
11/04/2016	WAS	v	ATL	W.	-	G	4	4	39	6	16	.375	3	8	.375	13	14	.929	1	1	2	3	1	0	0	5	1	28	17.5
11/05/2016	WAS	@	ORL	.L	-	G	5	5	33	6	17	.353	1	5	.200	2	2	1.000	2	2	4	3	5	0	1	0	1	15	17.0
11/07/2016	WAS	v	HOU	.L	-	G	6	6	34	8	18	.444	2	6	.333	2	2	1.000	1	1	2	3	3	0	4	1	1	20	17.5
11/09/2016	WAS	v	BOS	W.	-	G	7	7	11	1	8	.125	0	1	.000	1	2	.500	2	2	4	1	1	0	1	0	0	3	15.4
11/11/2016	WAS	v	CLE	.L	-	INA																							
11/12/2016	WAS	@	CHI	.L	-	DNP																							
11/16/2016	WAS	@	PHI	.L	-	DNP																							
11/17/2016	WAS	v	NY	W.	-	G	8	8	29	5	10	.500	3	5	.600	5	5	1.000	0	2	2	5	0	0	0	1	0	18	15.8
11/19/2016	WAS	v	MIA	.L	-	G	9	9	40	12	26	.462	4	11	.364	6	6	1.000	2	3	5	4	4	0	1	2	0	34	17.8
11/21/2016	WAS	v	PHO	W.	-	G	10	10	40	14	22	.636	5	10	.500	9	11	.818	1	3	4	1	2	0	0	1	0	42	20.2
11/25/2016	WAS	@	ORL	W.	-	G	11	11	38	6	15	.400	2	6	.333	0	0	---	0	2	2	8	1	0	1	3	0	14	19.6
11/26/2016	WAS	v	SA	.L	-	G	12	12	38	11	23	.478	3	9	.333	0	0	---	2	4	6	5	0	0	2	0	0	25	20.1
11/28/2016	WAS	v	SAC	W.	1	G	13	13	41	12	24	.500	7	13	.538	0	2	.000	1	5	6	3	0	0	2	1	31	20.9	
11/30/2016	WAS	@	OKC	.L	1	G	14	14	42	10	21	.476	4	10	.400	7	10	.700	1	4	5	1	5	0	2	4	0	31	21.6
12/02/2016	WAS	@	SA	.L	-	G	15	15	30	7	11	.636	5	5	1.000	4	5	.800	0	0	0	0	2	0	0	2	0	23	21.7
12/05/2016	WAS	@	BRK	W.	-	G	16	16	36	7	18	.389	3	8	.375	1	4	.250	1	3	4	4	3	0	3	1	0	18	21.5
12/06/2016	WAS	v	ORL	.L	-	G	17	17	37	7	18	.389	3	6	.500	2	4	.500	1	2	3	4	3	0	0	3	0	19	21.4
12/08/2016	WAS	v	DEN	W.	-	G	18	18	37	8	15	.533	4	7	.571	6	6	1.000	0	3	3	5	1	0	0	2	0	26	21.6
12/10/2016	WAS	v	MIL	W.	-	G	19	19	37	6	15	.400	1	4	.250	7	8	.875	0	0	0	6	0	0	0	1	0	20	21.5
12/12/2016	WAS	@	MIA	.L	-	G	20	20	35	11	20	.550	2	8	.250	5	5	1.000	0	2	2	1	5	0	4	2	0	29	21.9
12/14/2016	WAS	v	CHA	W.	-	G	21	21	37	6	16	.375	3	7	.429	5	6	.833	0	4	4	9	4	0	0	1	0	20	21.8
12/16/2016	WAS	v	DET	W.	-	G	22	22	34	10	16	.625	2	8	.250	3	3	1.000	0	2	2	4	1	0	0	0	0	25	22.0
12/18/2016	WAS	v	LAC	W.	-	G	23	23	38	13	23	.565	6	10	.600	9	11	.818	0	3	3	3	2	0	1	1	0	41	22.8
12/19/2016	WAS	@	IND	.L	-	G	24	24	30	7	19	.368	3	11	.273	5	6	.833	1	1	2	3	4	0	0	2	0	22	22.8
12/21/2016	WAS	@	CHI	W.	-	G	25	25	37	7	17	.412	1	7	.143	6	8	.750	0	0	0	5	2	0	2	2	0	21	22.7
12/23/2016	WAS	@	MIL	.L	-	G	26	26	31	3	10	.300	1	5	.200	3	3	1.000	1	1	2	6	2	0	0	3	1	10	22.2
12/26/2016	WAS	v	MIL	W.	-	G	27	27	37	5	14	.357	3	8	.375	9	10	.900	1	3	4	5	2	0	2	3	0	22	22.2
12/28/2016	WAS	v	IND	W.	-	G	28	28	18	5	9	.556	1	3	.333	1	4	.250	0	1	1	2	0	0	2	0	0	12	21.8
12/30/2016	WAS	v	BRK	W.	-	DNP																							
01/02/2017	WAS	@	HOU	.L	-	G	29	29	35	9	18	.500	5	10	.500	4	4	1.000	0	3	3	2	0	0	2	3	0	27	22.0
01/03/2017	WAS	@	DAL	.L	-	G	30	30	35	10	26	.385	3	11	.273	2	3	.667	0	4	4	6	2	0	0	1	0	25	22.1
01/06/2017	WAS	v	MIN	W.	-	G	31	31	34	7	12	.583	5	7	.714	3	3	1.000	0	3	3	3	0	0	0	1	0	22	22.1
01/08/2017	WAS	@	MIL	W.	-	G	32	32	36	10	19	.526	2	10	.200	4	5	.800	1	3	4	2	5	0	0	3	1	26	22.2
01/10/2017	WAS	v	CHI	W.	-	G	33	33	37	7	15	.467	3	6	.500	2	3	.667	0	4	4	3	2	0	0	4	0	19	22.1
01/11/2017	WAS	@	BOS	.L	-	G	34	34	37	13	26	.500	6	10	.600	3	4	.750	2	0	2	4	4	0	1	2	1	35	22.5
01/14/2017	WAS	v	PHI	W.	-	G	35	35	27	8	15	.533	2	3	.667	2	2	1.000	0	4	4	1	1	0	1	1	0	20	22.4
01/16/2017	WAS	v	POR	W.	-	G	36	36	29	7	11	.636	3	3	1.000	8	8	1.000	1	1	2	5	2	0	3	1	0	25	22.5
01/18/2017	WAS	v	MEM	W.	-	G	37	37	37	4	14	.286	1	7	.143	3	4	.750	0	1	1	4	4	0	1	3	0	12	22.2
01/19/2017	WAS	@	NY	W.	-	G	38	38	38	4	13	.308	0	7	.000	0	0	---	1	1	2	5	1	0	1	5	0	8	21.8
01/21/2017	WAS	@	DET	.L	-	G	39	39	38	4	16	.250	0	7	.000	9	11	.818	1	4	5	4	1	0	2	0	1	17	21.7
01/23/2017	WAS	@	CHA	W.	-	G	40	40	32	6	16	.375	4	9	.444	2	3	.667	2	3	5	4	3	0	1	4	0	18	21.6
01/24/2017	WAS	v	BOS	W.	-	G	41	41	35	12	18	.667	2	5	.400	5	5	1.000	0	2	2	5	3	0	2	5	0	31	21.9
01/27/2017	WAS	@	ATL	W.	-	G	42	42	26	6	13	.462	2	7	.286	1	1	1.000	0	1	1	4	2	0	1	0	0	15	21.7
01/29/2017	WAS	@	NO	W.	-	G	43	43	39	11	16	.688	3	6	.500	2	3	.667	0	6	6	2	1	0	1	4	0	27	21.8
01/31/2017	WAS	v	NY	W.	-	G	44	44	32	12	18	.667	2	6	.333	2	2	1.000	1	1	2	4	1	0	1	3	0	28	22.0
02/02/2017	WAS	v	LAL	W.	-	G	45	45	34	9	17	.529	5	9	.556	0	0	---	0	1	1	4	4	0	2	1	1	23	22.0
02/04/2017	WAS	v	NO	W.	-	G	46	46	37	5	12	.417	2	6	.333	0	0	---	0	5	5	3	1	0	1	4	0	12	21.8
02/06/2017	WAS	v	CLE	.L	1	G	47	47	45	16	28	.571	6	14	.429	3	3	1.000	0	5	5	8	1	0	0	0	0	41	22.2
02/08/2017	WAS	@	BRK	W.	1	G	48	48	41	12	25	.480	3	6	.500	4	4	1.000	2	4	6	2	4	0	2	4	0	31	22.4
02/10/2017	WAS	v	IND	W.	-	G	49	49	35	6	15	.400	3	10	.300	5	8	.625	1	2	3	4	1	0	1	2	0	20	22.3
02/13/2017	WAS	v	OKC	W.	-	G	50	50	23	7	8	.875	6	7	.857	2	3	.667	0	0	0	3	4	0	0	3	0	22	22.3
02/16/2017	WAS	@	IND	W.	-	G	51	51	36	7	14	.500	4	7	.571	1	2	.500	1	2	3	4	3	0	1	2	0	19	22.2
02/24/2017	WAS	@	PHI	.L	-	G	52	52	42	15	25	.600	2	8	.250	8	10	.800	0	4	4	2	3	0	1	1	0	40	22.6
02/26/2017	WAS	v	UTA	.L	-	G	53	53	34	9	16	.563	3	7	.429	1	2	.500	1	2	3	4	4	0	0	0	0	22	22.6
02/28/2017	WAS	v	GS	W.	-	G	54	54	39	8	17	.471	4	10	.400	5	5	1.000	2	2	4	3	4	0	2	5	0	25	22.6
03/01/2017	WAS	@	TOR	W.	-	G	55	55	32	9	17	.529	1	6	.167	4	4	1.000	0	1	1	3	2	0	2	1	1	23	22.6
03/03/201																													



BOJAN BOGDANOVIC

DATE	TM	@	OPP	WL	O	P	G	GS	MIN	FG	FGA	FG%	FG3	FG3A	FG3%	FT	FTA	FT%	OREB	DREB	REB	AST	PF	DQ	STL	TO	BLK	PTS	PPG
10/26/2016	BRK	@	BOS	.L	-	G	1	1	23	9	17	.529	3	8	.375	0	0	---	2	3	5	0	2	0	1	2	0	21	21.0
10/28/2016	BRK	v	IND	W.	-	G	2	2	28	1	6	.167	0	2	.000	2	2	1.000	0	1	1	0	4	0	0	1	4	12.5	
10/29/2016	BRK	@	MIL	.L	-	G	3	3	31	9	15	.600	2	6	.333	6	6	1.000	2	6	8	1	2	0	0	2	0	26	17.0
10/31/2016	BRK	v	CHI	.L	-	G	4	4	21	5	11	.455	2	4	.500	3	4	.750	2	1	3	1	1	0	0	1	0	15	16.5
11/02/2016	BRK	v	DET	W.	-	G	5	5	32	3	7	.429	3	7	.429	2	2	1.000	1	3	4	2	2	0	0	2	0	11	15.4
11/04/2016	BRK	v	CHA	.L	-	G	6	6	33	4	17	.235	2	9	.222	4	4	1.000	1	3	4	1	3	0	0	2	0	14	15.2
11/08/2016	BRK	v	MIN	W.	-	G	7	7	27	3	9	.333	3	8	.375	4	4	1.000	0	1	1	2	0	0	1	0	0	13	14.9
11/09/2016	BRK	@	NY	.L	-	G	8	8	29	2	9	.222	0	3	.000	2	2	1.000	0	2	2	2	2	0	3	1	0	6	13.8
11/12/2016	BRK	@	PHO	W.	-	G	9	9	31	2	6	.333	1	4	.250	2	3	.667	0	5	5	2	0	0	0	2	0	7	13.0
11/14/2016	BRK	@	LAC	.L	-	G	10	10	25	8	11	.727	1	3	.333	1	1	1.000	0	2	2	0	1	0	1	3	0	18	13.5
11/15/2016	BRK	@	LAL	.L	-	G	11	11	30	11	18	.611	2	5	.400	5	5	1.000	0	3	3	1	2	0	2	2	0	29	14.9
11/18/2016	BRK	@	OKC	.L	-	G	12	12	24	4	6	.667	1	1	1.000	4	6	.667	1	2	3	2	1	0	0	2	0	13	14.8
11/20/2016	BRK	v	POR	.L	-	G	13	13	24	6	11	.545	1	3	.333	2	2	1.000	0	2	2	1	2	0	0	0	0	15	14.8
11/23/2016	BRK	v	BOS	.L	-	G	14	14	28	6	12	.500	2	7	.286	0	0	---	0	8	8	2	0	0	0	2	0	14	14.7
11/25/2016	BRK	@	IND	.L	-	F	15	15	26	3	10	.300	2	5	.400	0	0	---	0	3	3	1	0	0	0	1	0	8	14.3
11/27/2016	BRK	v	SAC	.L	-	F	16	16	28	4	9	.444	2	5	.400	3	4	.750	0	1	1	2	2	0	0	1	0	13	14.2
11/29/2016	BRK	v	LAC	W.	2	F	17	17	26	2	7	.286	0	3	.000	10	12	.833	0	6	6	2	3	0	0	3	0	14	14.2
12/01/2016	BRK	v	MIL	.L	-	F	18	18	27	5	14	.357	2	6	.333	1	1	1.000	0	3	3	1	2	0	0	0	0	13	14.1
12/03/2016	BRK	@	MIL	.L	-	F	19	19	32	8	17	.471	2	4	.500	6	8	.750	1	1	2	3	2	0	0	3	0	24	14.6
12/05/2016	BRK	v	WAS	.L	-	F	20	20	29	5	14	.357	2	7	.286	6	8	.750	0	3	3	2	3	0	0	1	0	18	14.8
12/07/2016	BRK	v	DEN	W.	-	F	21	21	34	8	11	.727	1	2	.500	2	2	1.000	1	0	1	3	1	0	0	1	0	19	15.0
12/10/2016	BRK	@	SA	.L	-	F	22	22	27	7	13	.538	2	4	.500	4	5	.800	0	4	4	2	1	0	0	0	0	20	15.2
12/12/2016	BRK	@	HOU	.L	-	F	23	23	22	3	8	.375	1	3	.333	0	1	.000	0	1	1	1	3	0	1	0	0	7	14.9
12/14/2016	BRK	v	LAL	W.	-	F	24	24	29	6	13	.462	3	7	.429	8	10	.800	1	3	4	1	3	0	1	2	0	23	15.2
12/16/2016	BRK	@	ORL	.L	-	F	25	25	30	5	14	.357	3	7	.429	2	2	1.000	0	3	3	1	5	0	1	2	0	15	15.2
12/18/2016	BRK	@	PHI	.L	-	F	26	26	25	5	13	.385	2	7	.286	2	2	1.000	1	5	6	2	0	0	1	1	0	14	15.2
12/20/2016	BRK	@	TOR	.L	-	F	27	27	19	1	6	.167	1	4	.250	2	2	1.000	0	0	0	2	2	0	0	0	0	5	14.8
12/22/2016	BRK	v	GS	.L	-	F	28	28	26	5	10	.500	2	5	.400	0	0	---	1	2	3	0	3	0	0	3	1	12	14.7
12/23/2016	BRK	@	CLE	.L	-	F	29	29	20	0	5	.000	0	2	.000	0	0	---	0	2	2	1	3	0	0	2	0	0	14.2
12/26/2016	BRK	v	CHA	W.	-	-	30	29	27	7	11	.636	4	7	.571	8	9	.889	1	3	4	2	1	0	0	0	0	26	14.6
12/28/2016	BRK	@	CHI	.L	-	F	31	30	28	4	11	.364	1	4	.250	1	1	1.000	0	2	2	2	3	0	0	1	0	10	14.4
12/30/2016	BRK	@	WAS	.L	-	F	32	31	21	4	10	.400	2	4	.500	2	2	1.000	1	2	3	1	1	0	1	0	0	12	14.3
01/02/2017	BRK	v	UTA	.L	-	F	33	32	25	4	7	.571	0	1	.000	0	0	---	0	3	3	1	2	0	0	0	0	8	14.2
01/05/2017	BRK	@	IND	.L	-	F	34	33	12	1	7	.143	1	4	.250	0	0	---	0	1	1	2	0	0	0	1	0	3	13.8
01/06/2017	BRK	v	CLE	.L	-	F	35	34	31	9	14	.643	5	9	.556	0	0	---	0	2	2	4	5	0	1	2	0	23	14.1
01/08/2017	BRK	v	PHI	.L	-	F	36	35	35	5	14	.357	2	6	.333	0	0	---	1	7	8	3	0	0	1	2	0	12	14.0
01/10/2017	BRK	v	ATL	.L	-	F	37	36	26	5	10	.500	3	5	.600	3	3	1.000	0	6	6	4	2	0	1	4	0	16	14.1
01/12/2017	BRK	v	NO	.L	-	F	38	37	25	4	11	.364	2	7	.286	0	0	---	0	3	3	2	1	0	1	2	0	10	14.0
01/13/2017	BRK	@	TOR	.L	-	F	39	38	28	9	16	.563	5	8	.625	0	0	---	0	4	4	2	2	0	0	4	0	23	14.2
01/15/2017	BRK	v	HOU	.L	-	F	40	39	22	3	8	.375	2	5	.400	0	1	.000	0	2	2	0	1	0	0	1	0	8	14.1
01/17/2017	BRK	v	TOR	.L	-	F	41	40	21	3	7	.429	2	5	.400	3	3	1.000	0	3	3	0	2	0	1	0	0	11	14.0
01/20/2017	BRK	@	NO	W.	-	F	42	41	27	6	13	.462	2	5	.400	9	9	1.000	1	5	6	2	1	0	1	2	1	23	14.2
01/21/2017	BRK	@	CHA	.L	-	F	43	42	28	4	12	.333	4	8	.500	4	4	1.000	0	3	3	3	0	0	0	2	0	16	14.2
01/23/2017	BRK	v	SA	.L	-	F	44	43	23	2	8	.250	1	3	.333	0	0	---	0	3	3	2	2	0	0	2	0	5	14.0
01/25/2017	BRK	v	MIA	.L	-	F	45	44	26	5	11	.455	1	3	.333	6	6	1.000	0	5	5	2	2	0	2	3	0	17	14.1
01/27/2017	BRK	@	CLE	.L	-	F	46	45	30	7	13	.538	1	6	.167	2	2	1.000	0	2	2	3	2	0	1	2	0	17	14.2
01/28/2017	BRK	@	MIN	.L	-	F	47	46	24	4	12	.333	0	1	.000	2	3	.667	0	1	1	2	1	0	0	2	0	10	14.1
01/30/2017	BRK	@	MIA	.L	-	F	48	47	31	6	13	.462	1	4	.250	3	3	1.000	0	6	6	1	2	0	0	3	0	16	14.1
02/01/2017	BRK	v	NY	.L	-	F	49	48	29	6	10	.600	1	5	.200	2	4	.500	1	6	7	0	3	0	0	3	0	15	14.1
02/03/2017	BRK	v	IND	.L	-	-																						DNP	
02/05/2017	BRK	v	TOR	.L	-	F	50	49	27	4	11	.364	3	8	.375	2	2	1.000	0	3	3	2	0	0	0	5	0	13	14.1
02/07/2017	BRK	@	CHA	.L	-	F	51	50	30	8	15	.533	3	8	.375	3	3	1.000	0	5	5	1	1	0	0	3	0	22	14.3
02/08/2017	BRK	v	WAS	.L	1	F	52	51	34	6	18	.333	2	9	.222	7	7	1.000	2	3	5	4	4	0	2	1	0	21	14.4
02/10/2017	BRK	v	MIA	.L	-	F	53	52	29	4	12	.333	2	5	.400	0	0	---	0	6	6	0	2	0	0	2	0	10	14.3
02/13/2017	BRK	v	MEM	.L	-	F	54	53	25	3	6	.500	0	2	.000	5	6	.833	1	4	5	2	2	0	0	2	0	11	14.2
02/15/2017	BRK	v	MIL	.L	-	F	55	54	31	6	12	.500	1	4	.250	1	1	1.000	1	5	6	2	2	0	0	3	0	14	14.2
02/24/2017	WAS	@	PHI	.L	-	-	56	54	18	1	5	.200	0	3	.000	0	0	---	0	4	4	1	1	0	1	1	1	2	14.0
02/26/2017	WAS	v	UTA	.L	-	-	57	54	33	5	10	.500	3	6	.500	2	2	1.000	0	1	1	1	3	0	1	2	1	15	14.0
02/28/2017	WAS	v	GS	W.	-	-	58	54	24	5	12	.417	3	6	.500	3													



MARCIN GORTAT

DATE	TM	@	OPP	WL	O	P	G	GS	MIN	FG	FGA	FG%	FG3	FG3A	FG3%	FT	FTA	FT%	OREB	DREB	REB	AST	PF	DQ	STL	TO	BLK	PTS	PPG
10/27/2016	WAS	@	ATL	.L	-	C	1	1	32	2	6	.333	0	0	---	0	0	---	3	8	11	1	4	0	1	3	1	4	4.0
10/30/2016	WAS	@	MEM	.L	1	C	2	2	38	2	3	.667	0	0	---	10	10	1.000	1	11	12	1	4	0	0	0	0	14	9.0
11/02/2016	WAS	v	TOR	.L	-	C	3	3	43	6	10	.600	0	0	---	3	4	.750	1	9	10	2	2	0	1	1	2	15	11.0
11/04/2016	WAS	v	ATL	.W.	-	C	4	4	31	5	8	.625	0	0	---	2	2	1.000	5	10	15	0	4	0	1	2	1	12	11.3
11/05/2016	WAS	@	ORL	.L	-	C	5	5	37	3	10	.300	0	0	---	2	4	.500	4	10	14	2	3	0	1	2	0	8	10.6
11/07/2016	WAS	v	HOU	.L	-	C	6	6	37	5	9	.556	0	0	---	4	6	.667	3	9	12	2	2	0	0	1	2	14	11.2
11/09/2016	WAS	v	BOS	.W.	-	C	7	7	32	6	9	.667	0	0	---	1	2	.500	5	4	9	2	4	0	0	1	2	13	11.4
11/11/2016	WAS	v	CLE	.L	-	C	8	8	26	2	5	.400	0	0	---	0	2	.000	4	11	15	1	3	0	1	2	0	4	10.5
11/12/2016	WAS	@	CHI	.L	-	C	9	9	35	9	12	.750	0	0	---	0	0	---	3	11	14	2	4	0	0	2	1	18	11.3
11/16/2016	WAS	@	PHI	.L	-	C	10	10	39	5	6	.833	0	0	---	0	1	.000	2	12	14	1	3	0	0	3	0	10	11.2
11/17/2016	WAS	v	NY	.W.	-	C	11	11	31	7	12	.583	0	0	---	2	4	.500	2	6	8	1	4	0	0	1	1	16	11.6
11/19/2016	WAS	v	MIA	.L	-	C	12	12	38	4	6	.667	0	0	---	2	4	.500	6	10	16	4	2	0	0	2	1	10	11.5
11/21/2016	WAS	v	PHO	.W.	-	C	13	13	38	5	9	.556	0	0	---	0	2	.000	4	9	13	1	5	0	0	2	1	10	11.4
11/25/2016	WAS	@	ORL	.W.	-	C	14	14	34	6	9	.667	0	1	.000	0	0	---	1	8	9	2	2	0	0	1	0	12	11.4
11/26/2016	WAS	v	SA	.L	-	C	15	15	33	5	7	.714	0	0	---	0	0	---	2	8	10	1	3	0	0	1	0	10	11.3
11/28/2016	WAS	v	SAC	.W.	1	C	16	16	36	4	6	.667	0	0	---	2	4	.500	3	4	7	0	4	0	1	1	3	10	11.3
11/30/2016	WAS	@	OKC	.L	1	C	17	17	36	6	12	.500	0	0	---	0	2	.000	4	7	11	2	4	0	0	0	1	12	11.3
12/02/2016	WAS	@	SA	.L	-	C	18	18	42	8	16	.500	0	0	---	5	6	.833	6	12	18	2	6	1	2	2	2	21	11.8
12/05/2016	WAS	@	BRK	.W.	-	C	19	19	33	5	9	.556	0	0	---	0	0	---	3	9	12	2	2	0	0	1	2	10	11.7
12/06/2016	WAS	v	ORL	.L	-	C	20	20	38	3	11	.273	0	0	---	0	1	.000	2	9	11	1	5	0	1	0	1	6	11.5
12/08/2016	WAS	v	DEN	.W.	-	C	21	21	36	2	4	.500	0	0	---	0	0	---	2	5	7	1	3	0	2	4	1	4	11.1
12/10/2016	WAS	v	MIL	.W.	-	C	22	22	35	4	8	.500	0	0	---	1	2	.500	7	7	14	2	2	0	0	2	0	9	11.0
12/12/2016	WAS	@	MIA	.L	-	C	23	23	32	3	5	.600	0	0	---	1	2	.500	5	6	11	3	3	0	1	3	0	7	10.8
12/14/2016	WAS	v	CHA	.W.	-	C	24	24	36	8	11	.727	0	0	---	0	0	---	5	9	14	1	3	0	3	1	1	16	11.0
12/16/2016	WAS	v	DET	.W.	-	C	25	25	38	6	10	.600	0	0	---	0	0	---	3	11	14	4	3	0	0	0	0	12	11.1
12/18/2016	WAS	v	LAC	.W.	-	C	26	26	39	4	8	.500	0	0	---	1	1	1.000	2	5	7	0	4	0	1	2	2	9	11.0
12/19/2016	WAS	@	IND	.L	-	C	27	27	43	10	15	.667	0	0	---	1	3	.333	4	9	13	1	2	0	0	3	0	21	11.4
12/21/2016	WAS	@	CHI	.W.	-	C	28	28	35	7	9	.778	0	0	---	0	0	---	1	10	11	2	4	0	0	3	1	14	11.5
12/23/2016	WAS	@	MIL	.L	-	C	29	29	26	4	8	.500	0	0	---	0	0	---	1	5	6	3	3	0	0	1	0	8	11.3
12/26/2016	WAS	v	MIL	.W.	-	C	30	30	42	2	5	.400	0	0	---	0	0	---	2	10	12	3	1	0	0	0	1	4	11.1
12/28/2016	WAS	v	IND	.W.	-	C	31	31	41	4	8	.500	0	0	---	5	7	.714	4	12	16	4	2	0	1	2	0	13	11.2
12/30/2016	WAS	v	BRK	.W.	-	C	32	32	31	8	13	.615	0	0	---	3	4	.750	2	11	13	1	2	0	1	3	1	19	11.4
01/02/2017	WAS	@	HOU	.L	-	C	33	33	40	6	10	.600	0	0	---	1	2	.500	4	10	14	3	2	0	1	4	0	13	11.5
01/03/2017	WAS	@	DAL	.L	-	C	34	34	40	5	11	.455	0	0	---	2	2	1.000	4	12	16	4	2	0	0	1	1	12	11.5
01/06/2017	WAS	v	MIN	.W.	-	C	35	35	33	9	9	1.000	0	0	---	1	2	.500	2	8	10	1	3	0	0	5	3	19	11.7
01/08/2017	WAS	@	MIL	.W.	-	C	36	36	37	2	5	.400	0	0	---	3	4	.750	2	10	12	0	2	0	0	3	1	7	11.6
01/10/2017	WAS	v	CHI	.W.	-	C	37	37	42	5	8	.625	0	0	---	0	0	---	3	9	12	0	4	0	1	3	1	10	11.5
01/11/2017	WAS	@	BOS	.L	-	C	38	38	32	5	8	.625	0	0	---	0	0	---	5	4	9	2	0	0	0	1	0	10	11.5
01/14/2017	WAS	v	PHI	.W.	-	C	39	39	23	6	9	.667	0	0	---	0	1	.000	2	8	10	0	2	0	0	1	1	12	11.5
01/16/2017	WAS	v	POR	.W.	-	C	40	40	27	3	9	.333	0	0	---	0	0	---	2	4	6	0	2	0	0	1	2	6	11.4
01/18/2017	WAS	v	MEM	.W.	-	C	41	41	36	3	5	.600	0	0	---	1	2	.500	3	8	11	1	5	0	0	0	0	7	11.2
01/19/2017	WAS	@	NY	.W.	-	C	42	42	30	6	12	.500	0	0	---	0	0	---	5	8	13	2	3	0	0	1	1	12	11.3
01/21/2017	WAS	@	DET	.L	-	C	43	43	25	4	6	.667	0	0	---	4	5	.800	1	6	7	2	3	0	2	1	0	12	11.3
01/23/2017	WAS	@	CHA	.W.	-	C	44	44	29	4	5	.800	0	0	---	0	0	---	2	5	7	1	3	0	1	1	1	8	11.2
01/24/2017	WAS	v	BOS	.W.	-	C	45	45	33	7	9	.778	0	0	---	2	2	1.000	3	6	9	0	1	0	1	2	0	16	11.3
01/27/2017	WAS	@	ATL	.W.	-	C	46	46	29	7	8	.875	0	0	---	1	2	.500	5	6	11	2	3	0	3	1	2	15	11.4
01/29/2017	WAS	@	NO	.W.	-	C	47	47	31	7	11	.636	0	0	---	3	3	1.000	3	8	11	2	3	0	1	2	0	17	11.5
01/31/2017	WAS	v	NY	.W.	-	C	48	48	31	7	7	1.000	0	0	---	1	1	1.000	0	10	10	2	3	0	1	1	1	15	11.6
02/02/2017	WAS	v	LAL	.W.	-	C	49	49	33	10	13	.769	0	0	---	1	1	1.000	6	8	14	3	3	0	2	1	0	21	11.8
02/04/2017	WAS	v	NO	.W.	-	C	50	50	36	5	11	.455	0	0	---	2	2	1.000	4	13	17	0	2	0	0	0	1	12	11.8
02/06/2017	WAS	v	CLE	.L	1	C	51	51	38	6	13	.462	0	0	---	4	4	1.000	5	3	8	3	5	0	0	1	3	16	11.9
02/08/2017	WAS	@	BRK	.W.	1	C	52	52	41	5	10	.500	0	0	---	4	4	1.000	3	11	14	1	5	0	1	1	1	14	11.9
02/10/2017	WAS	v	IND	.W.	-	C	53	53	35	7	12	.583	0	0	---	0	0	---	8	8	16	1	0	0	0	1	1	14	11.9
02/13/2017	WAS	v	OKC	.W.	-	C	54	54	25	6	8	.750	0	0	---	0	0	---	1	4	5	2	2	0	0	0	3	12	11.9
02/16/2017	WAS	@	IND	.W.	-	C	55	55	34	6	10	.600	0	0	---	0	0	---	1	6	7	0	3	0	1	1	0	12	11.9
02/24/2017	WAS	@	PHI	.L	-	C	56	56	36	3	10	.300	0	0	---	5	8	.625	5	6	11	1	4	0	0	3	1	11	11.9
02/26/2017	WAS	v	UTA	.L	-	C	57	57	28	3	9	.333	0	0	---	0	0	---	2	6	8	0	2	0	2	1	0	6	11.8
02/28/2017	WAS	v	GS	.W.	-	C	58	58	23	5	8	.625	0	0	---	2	2	1.000	3	9	12	1	4	0	0	4	1	12	11.8
03/01/2017	WAS	@	TOR	.W.	-	C	59	59	18	6	8	.750	0	0	---	0	0	---	1	7	8	1	3	0	0	1	0	12	11.8
03/03/2017	WAS	v	TOR</																										



BRANDON JENNINGS

DATE	TM	@	OPP	WL	O	P	G	GS	MIN	FG	FGA	FG%	FG3	FG3A	FG3%	FT	FTA	FT%	OREB	DREB	REB	AST	PF	DQ	STL	TO	BLK	PTS	PPG
10/25/2016	NY	@	CLE	.L	-	-	1	0	21	1	7	.143	0	4	.000	5	6	.833	1	2	3	5	2	0	0	1	0	7	7.0
10/29/2016	NY	v	MEM	W.	-	-	2	0	16	2	4	.500	2	4	.500	0	0	---	0	2	2	3	1	0	1	2	0	6	6.5
11/01/2016	NY	@	BOS	.L	-	-	3	0	19	5	11	.455	2	4	.500	0	1	.000	0	2	2	3	0	0	0	0	0	12	8.3
11/02/2016	NY	v	HOU	.L	-	-	4	0	23	3	7	.429	0	2	.000	6	8	.750	0	3	3	3	2	0	0	1	0	12	9.3
11/04/2016	NY	@	CHI	W.	-	-	5	0	23	2	4	.500	1	3	.333	1	2	.500	0	5	5	7	0	0	0	1	0	6	8.6
11/06/2016	NY	v	UTA	.L	-	-	6	0	16	2	4	.500	1	2	.500	0	0	---	0	1	1	2	2	0	2	1	0	5	8.0
11/09/2016	NY	v	BRK	W.	-	-	7	0	27	1	6	.167	1	4	.250	0	0	---	0	3	3	11	4	0	1	4	0	3	7.3
11/11/2016	NY	@	BOS	.L	-	-	8	0	27	1	7	.143	1	4	.250	3	4	.750	2	4	6	2	3	0	0	3	0	6	7.1
11/12/2016	NY	@	TOR	.L	-	-	9	0	16	2	6	.333	0	0	---	2	2	1.000	1	1	2	5	2	0	1	0	0	6	7.0
11/14/2016	NY	v	DAL	W.	-	-	10	0	23	2	4	.500	1	3	.333	0	0	---	1	2	3	1	0	0	1	1	0	5	6.8
11/16/2016	NY	v	DET	W.	-	-	11	0	17	0	4	.000	0	2	.000	0	0	---	0	2	2	7	1	0	1	2	0	0	6.2
11/17/2016	NY	@	WAS	.L	-	-	12	0	24	7	10	.700	3	5	.600	0	0	---	3	2	5	11	3	0	1	2	0	17	7.1
11/20/2016	NY	v	ATL	W.	-	-	13	0	28	2	6	.333	1	3	.333	0	0	---	0	4	4	3	3	0	3	1	0	5	6.9
11/22/2016	NY	v	POR	W.	-	-	14	0	22	2	6	.333	0	4	.000	0	0	---	1	2	3	11	1	0	2	0	0	4	6.7
11/25/2016	NY	v	CHA	W.	1	-	15	0	16	1	4	.250	1	3	.333	0	0	---	0	3	3	3	1	0	0	2	0	3	6.5
11/26/2016	NY	@	CHA	.L	-	-	16	0	25	5	10	.500	2	5	.400	0	1	.000	0	1	1	4	4	0	5	1	0	12	6.8
11/28/2016	NY	v	OKC	.L	-	-	17	0	13	0	2	.000	0	1	.000	0	0	---	0	1	1	2	1	0	1	0	0	0	6.4
11/30/2016	NY	@	MIN	W.	-	-	18	0	34	5	14	.357	2	5	.400	0	0	---	1	1	2	7	2	0	2	3	0	12	6.7
12/02/2016	NY	v	MIN	W.	-	-	19	0	19	1	4	.250	0	2	.000	0	0	---	0	3	3	8	0	0	0	4	0	2	6.5
12/04/2016	NY	v	SAC	W.	-	-	20	0	26	5	7	.714	2	4	.500	7	7	1.000	0	1	1	3	0	0	0	4	0	19	7.1
12/06/2016	NY	@	MIA	W.	-	-	21	0	24	2	8	.250	1	4	.250	1	2	.500	0	1	1	9	0	0	1	4	0	6	7.0
12/07/2016	NY	v	CLE	.L	-	G	22	1	31	6	14	.429	1	3	.333	3	3	1.000	0	4	4	3	2	0	0	3	0	16	7.5
12/09/2016	NY	@	SAC	W.	-	G	23	2	39	5	10	.500	0	4	.000	3	4	.750	0	5	5	7	1	0	0	4	0	13	7.7
12/11/2016	NY	@	LAL	W.	-	-	24	2	23	5	11	.455	3	4	.750	6	6	1.000	0	3	3	4	0	0	1	1	0	19	8.2
12/13/2016	NY	@	PHO	.L	1	-	25	2	28	1	6	.167	0	2	.000	1	1	1.000	0	0	0	5	0	0	1	2	0	3	8.0
12/15/2016	NY	@	GS	.L	-	G	26	3	29	4	13	.308	0	2	.000	2	4	.500	1	6	7	6	1	0	0	3	0	10	8.0
12/17/2016	NY	@	DEN	.L	-	G	27	4	36	2	8	.250	2	5	.400	8	8	1.000	0	0	0	7	2	0	3	3	0	14	8.3
12/20/2016	NY	v	IND	W.	-	-	28	4	22	2	3	.667	0	0	---	1	2	.500	0	3	3	6	2	0	1	3	0	5	8.1
12/22/2016	NY	v	ORL	W.	-	-	29	4	22	1	5	.200	1	2	.500	1	2	.500	1	0	1	12	2	0	1	3	0	4	8.0
12/25/2016	NY	v	BOS	.L	-	-	30	4	16	0	2	.000	0	1	.000	0	0	---	0	2	2	2	1	0	2	1	0	0	7.7
12/28/2016	NY	@	ATL	.L	1	-	31	4	28	1	5	.200	0	4	.000	0	0	---	0	4	4	3	3	0	1	1	1	2	7.5
12/30/2016	NY	@	NO	.L	-	-	32	4	28	2	8	.250	1	3	.333	0	0	---	0	3	3	3	1	0	1	1	0	5	7.5
12/31/2016	NY	@	HOU	.L	-	G	33	5	41	12	22	.545	3	8	.375	5	7	.714	1	4	5	7	0	0	0	2	1	32	8.2
01/02/2017	NY	v	ORL	.L	-	-	34	5	24	4	9	.444	2	5	.400	2	3	.667	1	2	3	4	1	0	0	3	0	12	8.3
01/04/2017	NY	v	MIL	.L	-	-	35	5	16	1	4	.250	1	2	.500	0	0	---	0	0	0	5	1	0	0	3	0	3	8.2
01/06/2017	NY	@	MIL	W.	-	-	36	5	5	0	1	.000	0	1	.000	0	0	---	0	1	1	1	0	0	0	2	0	0	7.9
01/07/2017	NY	@	IND	.L	-	-	37	5	23	6	11	.545	3	5	.600	2	5	.400	1	2	3	4	1	0	0	2	0	17	8.2
01/09/2017	NY	v	NO	.L	-	G	38	6	29	8	14	.571	4	9	.444	0	0	---	1	4	5	4	0	0	2	2	0	20	8.5
01/11/2017	NY	@	PHI	.L	-	-	39	6	24	4	6	.667	1	1	1.000	0	0	---	0	3	3	2	0	0	0	3	0	9	8.5
01/12/2017	NY	v	CHI	W.	-	-	40	6	14	1	4	.250	1	4	.250	2	3	.667	0	0	0	1	1	0	1	2	0	5	8.4
01/15/2017	NY	@	TOR	.L	-	-	41	6	24	2	8	.250	1	4	.250	4	4	1.000	0	2	2	7	2	0	1	2	0	9	8.4
01/16/2017	NY	v	ATL	.L	-	-	42	6	20	1	4	.250	0	3	.000	0	0	---	0	3	3	1	0	0	1	2	0	2	8.3
01/18/2017	NY	@	BOS	W.	-	-	43	6	27	3	7	.429	2	5	.400	3	4	.750	1	3	4	5	1	0	0	1	1	11	8.3
01/19/2017	NY	v	WAS	.L	-	-	44	6	24	1	4	.250	1	2	.500	0	0	---	0	1	1	5	1	0	0	3	0	3	8.2
01/21/2017	NY	v	PHO	.L	-	-	45	6	12	0	3	.000	0	3	.000	2	2	1.000	0	1	1	0	1	0	0	1	0	2	8.1
01/23/2017	NY	@	IND	W.	-	-	46	6	29	2	5	.400	1	2	.500	4	4	1.000	0	2	2	6	3	0	1	2	0	9	8.1
01/25/2017	NY	@	DAL	.L	-	-	47	6	21	1	6	.167	1	3	.333	0	0	---	0	0	0	3	0	0	0	0	0	3	8.0
01/27/2017	NY	v	CHA	W.	-	-	48	6	31	6	11	.545	2	5	.400	1	3	.333	0	3	3	3	1	0	1	0	0	15	8.1
01/29/2017	NY	@	ATL	.L	4	G	49	7	53	5	15	.333	4	8	.500	4	6	.667	0	3	3	11	5	0	1	1	0	18	8.3
01/31/2017	NY	@	WAS	.L	-	G	50	8	38	5	16	.313	2	6	.333	9	11	.818	2	3	5	2	2	0	4	4	0	21	8.6
02/01/2017	NY	@	BRK	W.	-	G	51	9	43	1	11	.091	0	4	.000	4	6	.667	0	3	3	10	2	0	5	2	0	6	8.5
02/04/2017	NY	v	CLE	.L	-	G	52	10	42	8	13	.615	6	8	.750	1	2	.500	0	5	5	10	4	0	2	1	0	23	8.8
02/06/2017	NY	v	LAL	.L	-	-	53	10	28	5	9	.556	1	3	.333	5	7	.714	0	3	3	5	3	0	1	2	0	16	9.0
02/08/2017	NY	v	LAC	.L	-	-	54	10	17	2	3	.667	0	1	.000	0	0	---	0	0	0	1	1	0	0	1	0	4	8.9
02/10/2017	NY	v	DEN	.L	-	G	55	11	39	2	10	.200	2	6	.333	0	0	---	1	1	2	13	1	0	1	0	0	6	8.8
02/12/2017	NY	v	SA	W.	-	-	56	11	18	1	1	1.000	0	0	---	0	0	---	0	3	3	3	0	0	0	1	0	2	8.7
02/15/2017	NY	@	OKC	.L	-	INA																							
02/23/2017	NY	@	CLE	.L	-	-	57	11	14	2	9	.222	1	4	.250	2	2	1.000	1	1	2	3	5	0	1	1	1	7	8.7
02/25/2017	NY	v	PHI	W.	-	-	58	11	12	0	3	.000	0	0	---	2	3	.667	0	2	2	3	1	0	0	1	0	2	8.6
03/01/2017	WAS	@	TOR	W.	-	INA																							
03/03/2017	WAS	v	TOR																										



IAN MAHINMI

DATE	TM	@	OPP	WL	O	P	G	GS	MIN	FG	FGA	FG%	FG3	FG3A	FG3%	FT	FTA	FT%	OREB	DREB	REB	AST	PF	DQ	STL	TO	BLK	PTS	PPG
10/27/2016	WAS	@	ATL	.L	-	-																							INA
10/30/2016	WAS	@	MEM	.L	1	-																							INA
11/02/2016	WAS	v	TOR	.L	-	-																							INA
11/04/2016	WAS	v	ATL	W.	-	-																							INA
11/05/2016	WAS	@	ORL	.L	-	-																							INA
11/07/2016	WAS	v	HOU	.L	-	-																							INA
11/09/2016	WAS	v	BOS	W.	-	-																							INA
11/11/2016	WAS	v	CLE	.L	-	-																							INA
11/12/2016	WAS	@	CHI	.L	-	-																							INA
11/16/2016	WAS	@	PHI	.L	-	-																							INA
11/17/2016	WAS	v	NY	W.	-	-																							INA
11/19/2016	WAS	v	MIA	.L	-	-																							INA
11/21/2016	WAS	v	PHO	W.	-	-																							INA
11/25/2016	WAS	@	ORL	W.	-	-																							INA
11/26/2016	WAS	v	SA	.L	-	-	1	0	14	0	1	.000	0	0	---	1	2	.500	0	1	1	0	3	0	1	2	1	1	1.0
11/28/2016	WAS	v	SAC	W.	1	-																							INA
11/30/2016	WAS	@	OKC	.L	1	-																							INA
12/02/2016	WAS	@	SA	.L	-	-																							INA
12/05/2016	WAS	@	BRK	W.	-	-																							INA
12/06/2016	WAS	v	ORL	.L	-	-																							INA
12/08/2016	WAS	v	DEN	W.	-	-																							INA
12/10/2016	WAS	v	MIL	W.	-	-																							INA
12/12/2016	WAS	@	MIA	.L	-	-																							INA
12/14/2016	WAS	v	CHA	W.	-	-																							INA
12/16/2016	WAS	v	DET	W.	-	-																							INA
12/18/2016	WAS	v	LAC	W.	-	-																							INA
12/19/2016	WAS	@	IND	.L	-	-																							INA
12/21/2016	WAS	@	CHI	W.	-	-																							INA
12/23/2016	WAS	@	MIL	.L	-	-																							INA
12/26/2016	WAS	v	MIL	W.	-	-																							INA
12/28/2016	WAS	v	IND	W.	-	-																							INA
12/30/2016	WAS	v	BRK	W.	-	-																							INA
01/02/2017	WAS	@	HOU	.L	-	-																							INA
01/03/2017	WAS	@	DAL	.L	-	-																							INA
01/06/2017	WAS	v	MIN	W.	-	-																							INA
01/08/2017	WAS	@	MIL	W.	-	-																							INA
01/10/2017	WAS	v	CHI	W.	-	-																							INA
01/11/2017	WAS	@	BOS	.L	-	-																							INA
01/14/2017	WAS	v	PHI	W.	-	-																							INA
01/16/2017	WAS	v	POR	W.	-	-																							INA
01/18/2017	WAS	v	MEM	W.	-	-																							INA
01/19/2017	WAS	@	NY	W.	-	-																							INA
01/21/2017	WAS	@	DET	.L	-	-																							INA
01/23/2017	WAS	@	CHA	W.	-	-																							INA
01/24/2017	WAS	v	BOS	W.	-	-																							INA
01/27/2017	WAS	@	ATL	W.	-	-																							INA
01/29/2017	WAS	@	NO	W.	-	-																							INA
01/31/2017	WAS	v	NY	W.	-	-																							INA
02/02/2017	WAS	v	LAL	W.	-	-																							INA
02/04/2017	WAS	v	NO	W.	-	-																							INA
02/06/2017	WAS	v	CLE	.L	1	-																							INA
02/08/2017	WAS	@	BRK	W.	1	-	2	0	12	1	3	.333	0	0	---	0	0	---	2	3	5	0	3	0	1	0	0	2	1.5
02/10/2017	WAS	v	IND	W.	-	-	3	0	13	0	2	.000	0	0	---	0	0	---	0	3	3	0	1	0	0	0	1	0	1.0
02/13/2017	WAS	v	OKC	W.	-	-	4	0	15	0	0	---	0	0	---	4	6	.667	0	0	0	0	3	0	1	2	1	4	1.8
02/16/2017	WAS	@	IND	W.	-	-	5	0	13	2	2	1.000	0	0	---	1	4	.250	0	4	4	0	3	0	0	0	0	5	2.4
02/24/2017	WAS	@	PHI	.L	-	-	6	0	7	0	0	---	0	0	---	1	4	.250	0	3	3	0	1	0	0	1	0	1	2.2
02/26/2017	WAS	v	UTA	.L	-	-	7	0	16	2	3	.667	0	0	---	3	3	1.000	2	0	2	1	2	0	2	2	0	7	2.9
02/28/2017	WAS	v	GS	W.	-	-	8	0	16	2	4	.500	0	0	---	2	4	.500	4	2	6	1	3	0	0	2	1	6	3.3
03/01/2017	WAS	@	TOR	W.	-	-	9	0	21	0	4	.000	0	0	---	1	2	.500	2	3	5	3	3	0	1	0	3	1	3.0
03/03/2017	WAS	v	TOR	.L	-	-	10	0	16	3	4	.750	0	0	---	0	0	---	2	1	3	0	4	0	2	0	1	6	3.3
03/05/2017	WAS	v	ORL	W.	-	-	11	0	20	1	4	.250	0	0	---	2	2	1.000	1	4	5	0	2	0	2	0	2	4	3.4
03/07/2017	WAS	@	PHO	W.	-	-	12	0	26	5	8	.625	0	0	---	5	8	.625	2	7	9	1	2	0	7	1	1	15	4.3
03/08/2017	WAS	@	DEN	W.	-	-	13	0	15	3	3	1.000	0	0	---	1	2	.500	1	3	4	2	0	0	1	1	0	7	4.5
03/10/2017	WAS	@	SAC	W.	1	-	14	0	22	4	5	.800	0	0	---	1	2	.500	3	4	7	1	5	0	0	3	2	9	4.9
03/11/2017	WAS	@	POR	W.	1	-	15	0	15	0	1	.000	0	0	---	0	0	---	0	3	3	0	2	0	0	2	0	0	4.5
03/13/2017	WAS	@	MIN	.L	-	-	16	0	22	2	2	1.000	0	0	---	1	1	1.000	2	5	7	0	6	1	1	4	1	5	4.6
03/15/2017	WAS	v	DAL	.L	-	-	17	0	19	3	6	.500	0	0	---	0	0	---	0	5	5	0	3	0	0	0	1	6	4.6
03/17/2017	WAS	v	CHI	W.	-	-	18	0	20	8	11	.727	0	0	---	0	0	---	2	1	3	1	3	0	0	1	2	16	5.3
03/18/2017	WAS	@	CHA	.L	-	-	19	0	21	2	5	.400	0	0	---	3	4	.750	2	5	7	1	3	0	0	0	0	7	5.4
03/20/2017	WAS	@	BOS	.L	-	-	20	0	17	0	1	.000	0	0	---	0	0	---	1	3	4	0	0	0	0	1	0	0	5.1
03/22/2017	WAS	v	ATL	W.	-	-	21	0	20	1	2	.500	0	0	---	2	2	1.000	5	5	10	0	4	0	0	3	0	4	5.0
03/24/2017	WAS	v	BRK	W.	-	-	22	0	24	5	6	.833	0	0	---	6	7	.857	3	4	7	0	2	0	4	0	1	16	5.5
03/25/2017	WAS	@	CLE	W.	-	-	23	0	9	0	0	---	0	0	---	0	0	---	0	1	1	0	2	0	1	1	0	0	5.3
03/28/201																													



2017 WASHINGTON WIZARDS POSTSEASON MEDIA GUIDE

MARKIEFF MORRIS

DATE	TM	@	OPP	WL	O	P	G	GS	MIN	FG	FGA	FG%	FG3	FG3A	FG3%	FT	FTA	FT%	OREB	DREB	REB	AST	PF	DQ	STL	TO	BLK	PTS	PPG
10/27/2016	WAS	@	ATL	.L	-	F	1	1	28	9	18	.500	2	3	.667	2	2	1.000	1	3	4	2	2	0	2	0	1	22	22.0
10/30/2016	WAS	@	MEM	.L	1	F	2	2	36	5	8	.625	1	2	.500	0	0	---	0	7	7	1	5	0	2	4	1	11	16.5
11/02/2016	WAS	v	TOR	.L	-	F	3	3	36	2	7	.286	1	2	.500	1	2	.500	0	3	3	2	3	0	1	2	0	6	13.0
11/04/2016	WAS	v	ATL	W.	-	F	4	4	33	5	13	.385	1	3	.333	7	9	.778	0	9	9	1	5	0	3	2	1	18	14.3
11/05/2016	WAS	@	ORL	.L	-	F	5	5	38	5	16	.313	1	4	.250	7	9	.778	1	6	7	3	1	0	0	2	2	18	15.0
11/07/2016	WAS	v	HOU	.L	-	F	6	6	33	3	14	.214	1	2	.500	0	0	---	4	5	9	0	1	0	1	2	0	7	13.7
11/09/2016	WAS	v	BOS	W.	-	F	7	7	17	2	6	.333	1	1	1.000	0	0	---	0	6	6	1	3	0	1	3	0	5	12.4
11/11/2016	WAS	v	CLE	.L	-	F	8	8	33	6	14	.429	1	3	.333	7	7	1.000	1	4	5	1	2	0	1	1	1	20	13.4
11/12/2016	WAS	@	CHI	.L	-	F	9	9	44	9	19	.474	0	1	.000	6	6	1.000	4	11	15	2	1	0	0	3	3	24	14.6
11/16/2016	WAS	@	PHI	.L	-	F	10	10	31	7	15	.467	3	5	.600	2	2	1.000	2	2	4	0	4	0	1	2	0	19	15.0
11/17/2016	WAS	v	NY	W.	-	F	11	11	35	4	11	.364	0	2	.000	0	0	---	1	7	8	2	4	0	1	3	0	8	14.4
11/19/2016	WAS	v	MIA	.L	-	F	12	12	9	3	4	.750	0	1	.000	0	0	---	0	0	0	0	0	0	0	0	0	6	13.7
11/21/2016	WAS	v	PHO	W.	-	F	13	13	26	2	8	.250	0	2	.000	1	4	.250	4	1	5	1	3	0	2	2	0	5	13.0
11/25/2016	WAS	@	ORL	W.	-	F	14	14	32	5	10	.500	0	3	.000	1	2	.500	0	3	3	2	3	0	3	2	1	11	12.9
11/26/2016	WAS	v	SA	.L	-	F	15	15	18	4	9	.444	2	3	.667	2	2	1.000	1	0	1	1	4	0	1	1	0	12	12.8
11/28/2016	WAS	v	SAC	W.	1	F	16	16	44	2	12	.167	0	2	.000	4	4	1.000	2	3	5	4	5	0	1	6	0	8	12.5
11/30/2016	WAS	@	OKC	.L	1	F	17	17	37	7	16	.438	0	2	.000	5	8	.625	1	6	7	2	5	0	1	2	1	19	12.9
12/02/2016	WAS	@	SA	.L	-	F	18	18	38	4	7	.571	0	0	---	4	4	1.000	1	3	4	3	3	0	0	4	1	12	12.8
12/05/2016	WAS	@	BRK	W.	-	F	19	19	33	5	9	.556	0	1	.000	6	6	1.000	1	4	5	1	4	0	4	2	0	16	13.0
12/06/2016	WAS	v	ORL	.L	-	F	20	20	33	3	10	.300	0	2	.000	4	5	.800	2	5	7	1	3	0	0	0	1	10	12.9
12/08/2016	WAS	v	DEN	W.	-	F	21	21	33	5	12	.417	0	0	---	5	5	1.000	2	1	3	4	3	0	0	1	0	15	13.0
12/10/2016	WAS	v	MIL	W.	-	F	22	22	34	5	12	.417	0	1	.000	5	8	.625	2	7	9	3	1	0	3	1	1	15	13.0
12/12/2016	WAS	@	MIA	.L	-	F	23	23	37	4	10	.400	1	3	.333	1	2	.500	2	3	5	3	3	0	0	1	0	10	12.9
12/14/2016	WAS	v	CHA	W.	-	DNP																							
12/16/2016	WAS	v	DET	W.	-	F	24	24	18	5	9	.556	1	2	.500	0	0	---	0	3	3	4	3	0	1	1	1	11	12.8
12/18/2016	WAS	v	LAC	W.	-	F	25	25	33	10	17	.588	1	2	.500	2	3	.667	1	8	9	3	5	0	3	2	1	23	13.2
12/19/2016	WAS	@	IND	.L	-	F	26	26	27	2	9	.222	0	3	.000	2	2	1.000	0	6	6	1	3	0	1	2	1	6	13.0
12/21/2016	WAS	@	CHI	W.	-	F	27	27	39	4	12	.333	0	0	---	0	0	---	2	10	12	2	3	0	0	0	0	8	12.8
12/23/2016	WAS	@	MIL	.L	-	F	28	28	26	5	10	.500	1	2	.500	3	4	.750	0	3	3	0	3	0	0	1	0	14	12.8
12/26/2016	WAS	v	MIL	W.	-	F	29	29	38	7	11	.636	1	2	.500	3	4	.750	1	2	3	0	2	0	2	2	2	18	13.0
12/28/2016	WAS	v	IND	W.	-	F	30	30	26	4	11	.364	0	2	.000	2	2	1.000	2	5	7	1	5	0	1	3	0	10	12.9
12/30/2016	WAS	v	BRK	W.	-	F	31	31	21	5	8	.625	0	2	.000	0	0	---	2	4	6	0	4	0	1	1	0	10	12.8
01/02/2017	WAS	@	HOU	.L	-	F	32	32	33	5	11	.455	0	4	.000	2	3	.667	1	7	8	3	5	0	0	2	1	12	12.8
01/03/2017	WAS	@	DAL	.L	-	F	33	33	26	5	10	.500	1	2	.500	2	3	.667	1	4	5	0	3	0	0	0	0	13	12.8
01/06/2017	WAS	v	MIN	W.	-	F	34	34	36	6	13	.462	1	3	.333	2	2	1.000	0	6	6	1	4	0	0	1	0	15	12.9
01/08/2017	WAS	@	MIL	W.	-	F	35	35	38	9	15	.600	1	3	.333	1	2	.500	5	5	10	1	3	0	3	3	0	20	13.1
01/10/2017	WAS	v	CHI	W.	-	F	36	36	22	8	12	.667	3	3	1.000	0	0	---	1	4	5	2	6	1	3	3	0	19	13.2
01/11/2017	WAS	@	BOS	.L	-	F	37	37	38	6	21	.286	1	6	.167	1	2	.500	2	7	9	4	1	0	2	1	0	14	13.2
01/14/2017	WAS	v	PHI	W.	-	F	38	38	30	6	10	.600	2	2	1.000	0	0	---	0	9	9	1	4	0	0	3	0	14	13.3
01/16/2017	WAS	v	POR	W.	-	F	39	39	33	6	9	.667	1	2	.500	4	4	1.000	0	13	13	5	3	0	2	0	2	17	13.4
01/18/2017	WAS	v	MEM	W.	-	F	40	40	34	6	16	.375	0	5	.000	5	5	1.000	3	9	12	2	5	0	1	1	1	17	13.5
01/19/2017	WAS	@	NY	W.	-	F	41	41	35	6	11	.545	2	3	.667	0	0	---	2	4	6	4	1	0	0	3	2	14	13.5
01/21/2017	WAS	@	DET	.L	-	F	42	42	38	7	17	.412	2	5	.400	3	4	.750	4	5	9	2	5	0	2	3	1	19	13.6
01/23/2017	WAS	@	CHA	W.	-	F	43	43	41	8	13	.615	2	4	.500	5	5	1.000	0	8	8	2	5	0	0	2	0	23	13.8
01/24/2017	WAS	v	BOS	W.	-	F	44	44	34	6	14	.429	1	4	.250	6	7	.857	2	9	11	4	2	0	0	2	2	19	13.9
01/27/2017	WAS	@	ATL	W.	-	F	45	45	25	4	11	.364	2	4	.500	5	6	.833	5	4	9	1	4	0	2	5	1	15	14.0
01/29/2017	WAS	@	NO	W.	-	F	46	46	37	9	20	.450	3	3	1.000	0	0	---	3	5	8	1	3	0	0	0	0	21	14.1
01/31/2017	WAS	v	NY	W.	-	F	47	47	34	9	14	.643	2	5	.400	4	4	1.000	2	8	10	2	3	0	0	2	0	24	14.3
02/02/2017	WAS	v	LAL	W.	-	F	48	48	35	3	14	.214	0	5	.000	6	8	.750	2	8	10	2	4	0	3	2	2	12	14.3
02/04/2017	WAS	v	NO	W.	-	F	49	49	38	6	16	.375	2	6	.333	4	4	1.000	0	4	4	0	5	0	1	2	0	18	14.3
02/06/2017	WAS	v	CLE	.L	1	F	50	50	30	6	12	.500	0	2	.000	3	4	.750	1	5	6	2	6	1	1	2	0	15	14.4
02/08/2017	WAS	@	BRK	W.	1	INA																							
02/10/2017	WAS	v	IND	W.	-	F	51	51	31	11	18	.611	3	6	.500	1	2	.500	2	8	10	3	1	0	1	0	0	26	14.6
02/13/2017	WAS	v	OKC	W.	-	F	52	52	32	8	14	.571	3	3	1.000	4	5	.800	1	5	6	1	2	0	2	4	0	23	14.8
02/16/2017	WAS	@	IND	W.	-	F	53	53	32	8	12	.667	3	4	.750	2	2	1.000	2	5	7	2	3	0	2	1	0	21	14.9
02/24/2017	WAS	@	PHI	.L	-	F	54	54	27	6	10	.600	0	0	---	2	2	1.000	2	5	7	0	5	0	1	3	0	14	14.9
02/26/2017	WAS	v	UTA	.L	-	F	55	55	29	3	11	.273	0	2	.000	1	1	1.000	0	4	4	1	6	1	3	2	0	7	14.7
02/28/2017	WAS	v	GS	W.	-	F	56	56	33	8	17	.471	2	5	.400	4	4	1.000	2	4	6	1	3	0	2	1	4	22	14.8
03/01/2017	WAS	@	TOR	W.	-	F	57	57	33	6	14	.429	1	3	.333	0	0	---	2	6	8	5	2	0					



KELLY OUBRE JR.

DATE	TM	@	OPP	WL	O	P	G	GS	MIN	FG	FGA	FG%	FG3	FG3A	FG3%	FT	FTA	FT%	OREB	DREB	REB	AST	PF	DQ	STL	TO	BLK	PTS	PPG
10/27/2016	WAS	@	ATL	.L	-	-	1	0	22	1	4	.167	1	4	.250	2	4	.500	0	1	1	1	1	0	1	0	0	5	5.0
10/30/2016	WAS	@	MEM	.L	1	-	2	0	15	2	4	.500	0	2	.000	1	1	1.000	1	1	2	1	0	0	0	2	0	5	5.0
11/02/2016	WAS	v	TOR	.L	-	-	3	0	7	0	0	---	0	0	---	0	0	---	0	0	0	0	2	0	1	1	0	0	3.3
11/04/2016	WAS	v	ATL	W.	-	DNP																							
11/05/2016	WAS	@	ORL	.L	-	-	4	0	17	2	5	.400	1	1	1.000	0	0	---	0	0	0	0	1	0	0	0	0	5	3.8
11/07/2016	WAS	v	HOU	.L	-	-	5	0	14	3	7	.429	2	3	.667	2	2	1.000	1	0	1	0	2	0	0	0	0	10	5.0
11/09/2016	WAS	v	BOS	W.	-	-	6	0	3	0	0	---	0	0	---	0	0	---	0	2	2	0	1	0	0	0	0	0	4.2
11/11/2016	WAS	v	CLE	.L	-	-	7	0	21	5	8	.625	0	1	.000	0	0	---	0	6	6	0	4	0	1	1	1	10	5.0
11/12/2016	WAS	@	CHI	.L	-	-	8	0	9	1	2	.500	1	2	.500	0	0	---	0	1	1	0	3	0	0	0	0	3	4.8
11/16/2016	WAS	@	PHI	.L	-	-	9	0	4	1	2	.500	0	0	---	0	0	---	0	0	0	0	0	0	0	0	0	2	4.4
11/17/2016	WAS	v	NY	W.	-	-	10	0	23	3	6	.500	2	4	.500	0	0	---	0	3	3	1	2	0	0	1	0	8	4.8
11/19/2016	WAS	v	MIA	.L	-	-	11	0	15	1	6	.167	0	2	.000	0	0	---	2	2	4	0	3	0	1	2	0	2	4.5
11/21/2016	WAS	v	PHO	W.	-	-	12	0	25	2	5	.400	0	2	.000	1	4	.250	0	4	4	2	1	0	0	0	0	5	4.6
11/25/2016	WAS	@	ORL	W.	-	-	13	0	15	0	3	.000	0	2	.000	0	0	---	2	1	3	0	2	0	1	0	0	0	4.2
11/26/2016	WAS	v	SA	.L	-	-	14	0	3	0	1	.000	0	1	.000	1	2	.500	0	1	1	0	0	0	0	0	0	1	4.0
11/28/2016	WAS	v	SAC	W.	1	-	15	0	24	2	3	.667	0	1	.000	6	6	1.000	4	7	11	2	2	0	2	1	0	10	4.4
11/30/2016	WAS	@	OKC	.L	1	-	16	0	28	4	6	.667	2	3	.667	2	2	1.000	0	6	6	1	2	0	1	1	0	12	4.9
12/02/2016	WAS	@	SA	.L	-	-	17	0	13	2	4	.500	0	1	.000	0	0	---	0	1	1	2	2	0	0	2	0	4	4.8
12/05/2016	WAS	@	BRK	W.	-	-	18	0	18	3	8	.375	2	5	.400	2	2	1.000	1	4	5	0	3	0	1	1	0	10	5.1
12/06/2016	WAS	v	ORL	.L	-	-	19	0	21	1	4	.250	1	2	.500	0	0	---	1	4	5	0	3	0	0	0	0	3	5.0
12/08/2016	WAS	v	DEN	W.	-	-	20	0	25	4	9	.444	0	2	.000	0	0	---	2	3	5	2	4	0	2	0	0	8	5.2
12/10/2016	WAS	v	MIL	W.	-	-	21	0	29	7	11	.636	3	6	.500	2	2	1.000	1	8	9	1	4	0	3	0	0	19	5.8
12/12/2016	WAS	@	MIA	.L	-	-	22	0	24	2	5	.400	0	2	.000	2	2	1.000	1	4	5	0	2	0	1	1	0	6	5.8
12/14/2016	WAS	v	CHA	W.	-	F	23	1	40	7	12	.583	1	4	.250	0	1	.000	0	4	4	1	2	0	2	1	0	15	6.2
12/16/2016	WAS	v	DET	W.	-	-	24	1	34	1	6	.167	0	3	.000	5	6	.833	0	6	6	0	3	0	1	0	0	7	6.3
12/18/2016	WAS	v	LAC	W.	-	INA																							
12/19/2016	WAS	@	IND	.L	-	-	25	1	19	2	8	.250	0	2	.000	1	2	.500	4	3	7	1	3	0	0	0	1	5	6.2
12/21/2016	WAS	@	CHI	W.	-	-	26	1	22	1	4	.250	0	2	.000	2	2	1.000	1	4	5	0	5	0	1	2	0	4	6.1
12/23/2016	WAS	@	MIL	.L	-	-	27	1	14	2	4	.500	1	3	.333	0	0	---	0	3	3	0	1	0	1	0	0	5	6.1
12/26/2016	WAS	v	MIL	W.	-	-	28	1	17	2	6	.333	1	4	.250	0	0	---	1	1	2	3	2	0	1	1	0	5	6.0
12/28/2016	WAS	v	IND	W.	-	-	29	1	21	1	3	.333	0	1	.000	0	0	---	0	2	2	1	3	0	0	3	0	2	5.9
12/30/2016	WAS	v	BRK	W.	-	-	30	1	13	1	3	.333	0	1	.000	1	1	1.000	0	1	1	0	1	0	0	2	1	3	5.8
01/02/2017	WAS	@	HOU	.L	-	-	31	1	23	0	4	.000	0	1	.000	0	0	---	1	6	7	0	3	0	2	0	0	0	5.6
01/03/2017	WAS	@	DAL	.L	-	-	32	1	25	3	5	.600	2	4	.500	0	0	---	0	3	3	2	3	0	0	0	0	8	5.7
01/06/2017	WAS	v	MIN	W.	-	-	33	1	14	2	4	.500	2	3	.667	0	0	---	0	1	1	0	4	0	0	1	0	6	5.7
01/08/2017	WAS	@	MIL	W.	-	-	34	1	25	7	14	.500	3	7	.429	0	0	---	3	2	5	1	4	0	1	1	0	17	6.0
01/10/2017	WAS	v	CHI	W.	-	-	35	1	23	1	6	.167	0	3	.000	1	2	.500	0	5	5	1	4	0	1	1	0	3	5.9
01/11/2017	WAS	@	BOS	.L	-	-	36	1	13	0	2	.000	0	0	---	0	0	---	0	2	2	0	1	0	1	1	1	0	5.8
01/14/2017	WAS	v	PHI	W.	-	-	37	1	27	3	6	.500	0	2	.000	0	0	---	0	2	2	0	1	0	2	0	0	6	5.8
01/16/2017	WAS	v	POR	W.	-	-	38	1	28	5	8	.625	3	4	.750	5	5	1.000	3	1	4	2	3	0	0	2	1	18	6.1
01/18/2017	WAS	v	MEM	W.	-	-	39	1	20	1	3	.333	0	2	.000	1	1	1.000	0	4	4	3	2	0	0	1	0	3	6.0
01/19/2017	WAS	@	NY	W.	-	-	40	1	25	3	6	.500	1	4	.250	3	3	1.000	0	3	3	1	4	0	0	0	0	10	6.1
01/21/2017	WAS	@	DET	.L	-	-	41	1	27	5	9	.556	1	2	.500	0	0	---	2	2	4	0	2	0	2	0	0	11	6.2
01/23/2017	WAS	@	CHA	W.	-	-	42	1	23	4	5	.800	2	3	.667	0	2	.000	0	2	2	1	2	0	1	0	1	10	6.3
01/24/2017	WAS	v	BOS	W.	-	-	43	1	30	4	10	.400	3	6	.500	0	0	---	0	3	3	0	5	0	1	1	1	11	6.4
01/27/2017	WAS	@	ATL	W.	-	-	44	1	30	2	11	.182	0	5	.000	0	0	---	0	1	1	2	4	0	3	1	1	4	6.4
01/29/2017	WAS	@	NO	W.	-	-	45	1	24	1	4	.250	0	1	.000	0	0	---	2	5	7	0	4	0	0	0	0	2	6.3
01/31/2017	WAS	v	NY	W.	-	-	46	1	28	5	7	.714	2	4	.500	2	2	1.000	0	2	2	0	4	0	0	0	0	14	6.5
02/02/2017	WAS	v	LAL	W.	-	-	47	1	24	2	5	.400	0	3	.000	0	0	---	1	0	1	0	3	0	0	1	0	4	6.4
02/04/2017	WAS	v	NO	W.	-	-	48	1	23	3	6	.500	2	5	.400	2	2	1.000	0	2	2	0	2	0	0	1	1	10	6.5
02/06/2017	WAS	v	CLE	.L	1	-	49	1	28	4	10	.400	1	3	.333	2	2	1.000	3	4	7	0	6	1	4	0	0	11	6.6
02/08/2017	WAS	@	BRK	W.	1	F	50	2	33	0	5	.000	0	3	.000	0	2	.000	1	2	3	0	4	0	1	1	0	0	6.4
02/10/2017	WAS	v	IND	W.	-	-	51	2	21	0	2	.000	0	2	.000	1	2	.500	0	4	4	0	1	0	0	0	0	1	6.3
02/13/2017	WAS	v	OKC	W.	-	-	52	2	12	2	4	.500	0	0	---	0	0	---	0	1	1	0	2	0	0	0	0	4	6.3
02/16/2017	WAS	@	IND	W.	-	-	53	2	16	1	4	.250	0	2	.000	1	2	.500	1	0	1	1	1	0	0	0	0	3	6.2
02/24/2017	WAS	@	PHI	.L	-	-	54	2	19	1	5	.200	1	3	.333	0	0	---	0	1	1	0	3	0	0	0	0	3	6.2
02/26/2017	WAS	v	UTA	.L	-	-	55	2	9	2	5	.400	0	1	.000	0	0	---	0	0	0	0	2	0	1	0	0	4	6.1
02/28/2017	WAS	v	GS	W.	-	-	56	2	17	2	4	.500	1	3	.333	0	0	---	0	2	2	0	3	0	1	0	0	5	6.1
03/01/2017	WAS	@	TOR	W.	-	-	57	2	24	2	7	.286	1	4	.250	2	2	1.000	0	3	3	2	3	0	0	4	1	7	6.1
03/03/2017	WAS	v	TOR	.L	-	-	58	2	12	1	4	.250	0	1	.000	0	0	---	0	2	2	0	3	0	0	2	0	2	6.1
03/05/2017	WAS	v	OR																										



OTTO PORTER JR.

DATE	TM	@	OPP	WL	O	P	G	GS	MIN	FG	FGA	FG%	FG3	FG3A	FG3%	FT	FTA	FT%	OREB	DREB	REB	AST	PF	DQ	STL	TO	BLK	PTS	PPG
10/27/2016	WAS	@	ATL	.L	-	F	1	1	26	5	7	.714	0	0	---	0	1	.000	2	4	6	1	2	0	2	0	0	10	10.0
10/30/2016	WAS	@	MEM	.L	1	F	2	2	36	6	15	.400	0	5	.000	1	1	1.000	3	1	4	0	2	0	1	0	0	13	11.5
11/02/2016	WAS	v	TOR	.L	-	F	3	3	38	11	13	.846	0	1	.000	1	1	1.000	4	9	13	0	3	0	1	2	0	23	15.3
11/04/2016	WAS	v	ATL	W.	-	F	4	4	38	4	7	.571	0	3	.000	0	0	---	0	0	0	2	2	0	0	1	0	8	13.5
11/05/2016	WAS	@	ORL	.L	-	F	5	5	29	4	8	.500	2	3	.667	0	0	---	3	10	13	0	4	0	0	0	0	10	12.8
11/07/2016	WAS	v	HOU	.L	-	F	6	6	39	6	13	.462	2	5	.400	6	6	1.000	3	5	8	2	2	0	3	0	1	20	14.0
11/09/2016	WAS	v	BOS	W.	-	F	7	7	38	14	19	.737	3	5	.600	3	3	1.000	7	7	14	4	2	0	3	0	3	34	16.9
11/11/2016	WAS	v	CLE	.L	-	F	8	8	34	5	11	.455	1	3	.333	0	0	---	3	5	8	5	3	0	0	2	1	11	16.1
11/12/2016	WAS	@	CHI	.L	-	F	9	9	29	3	12	.250	1	3	.333	1	3	.333	1	3	4	1	5	0	0	2	2	8	15.2
11/16/2016	WAS	@	PHI	.L	-	F	10	10	41	5	17	.294	2	5	.400	3	4	.750	5	8	13	1	2	0	4	0	1	15	15.2
11/17/2016	WAS	v	NY	W.	-	F	11	11	39	8	14	.571	4	5	.800	1	1	1.000	1	7	8	1	2	0	2	2	1	21	15.7
11/19/2016	WAS	v	MIA	.L	-	F	12	12	37	2	9	.222	2	6	.333	0	0	---	1	6	7	1	2	0	4	0	1	6	14.9
11/21/2016	WAS	v	PHO	W.	-	F	13	13	23	3	7	.429	0	3	.000	3	4	.750	2	7	9	2	1	0	2	1	0	9	14.5
11/25/2016	WAS	@	ORL	W.	-	F	14	14	34	8	15	.533	3	8	.375	0	0	---	2	5	7	2	4	0	0	0	0	19	14.8
11/26/2016	WAS	v	SA	.L	-	F	15	15	38	6	8	.750	1	1	1.000	1	1	1.000	2	6	8	3	5	0	3	1	0	14	14.7
11/28/2016	WAS	v	SAC	W.	1	F	16	16	30	6	9	.667	2	4	.500	1	2	.500	1	8	9	0	4	0	3	0	0	15	14.8
11/30/2016	WAS	@	CLE	.L	1	F	17	17	39	5	9	.556	1	2	.500	0	0	---	0	8	8	1	3	0	3	1	0	11	14.5
12/02/2016	WAS	@	SA	.L	-	F	18	18	37	6	10	.600	1	3	.333	2	2	1.000	0	12	12	2	1	0	4	3	0	15	14.6
12/05/2016	WAS	@	BRK	W.	-	F	19	19	36	7	9	.778	4	5	.800	0	0	---	0	4	4	2	6	1	3	1	0	18	14.7
12/06/2016	WAS	v	ORL	.L	-	F	20	20	27	3	4	.750	1	2	.500	0	0	---	1	2	3	0	4	0	0	1	0	7	14.4
12/08/2016	WAS	v	DEN	W.	-	F	21	21	36	4	9	.444	1	4	.250	0	0	---	0	5	5	1	3	0	3	3	1	9	14.1
12/10/2016	WAS	v	MIL	W.	-	F	22	22	33	4	9	.444	2	4	.500	0	0	---	1	0	1	1	2	0	2	0	1	10	13.9
12/12/2016	WAS	@	MIA	.L	-	F	23	23	37	4	7	.571	1	3	.333	0	1	.000	0	4	4	0	2	0	0	1	0	9	13.7
12/14/2016	WAS	v	CHA	W.	-	F	24	24	36	5	9	.556	0	2	.000	0	0	---	2	3	5	2	3	0	1	0	2	10	13.5
12/16/2016	WAS	v	DET	W.	-	F	25	25	34	6	10	.600	3	4	.750	0	0	---	0	8	8	3	3	0	0	1	0	15	13.6
12/18/2016	WAS	v	LAC	W.	-	F	26	26	33	3	7	.429	0	2	.000	3	4	.750	2	2	4	2	1	0	3	0	0	9	13.4
12/19/2016	WAS	@	IND	.L	-	F	27	27	38	5	13	.385	2	6	.333	5	5	1.000	2	7	9	0	2	0	1	1	3	17	13.6
12/21/2016	WAS	@	CHI	W.	-	F	28	28	12	3	5	.600	2	4	.500	0	0	---	0	2	2	1	0	0	0	0	0	8	13.4
12/23/2016	WAS	@	MIL	.L	-	F	29	29	25	7	9	.778	4	5	.800	0	0	---	2	2	4	0	3	0	0	1	0	18	13.5
12/26/2016	WAS	v	MIL	W.	-	F	30	30	41	13	18	.722	5	9	.556	1	2	.500	0	14	14	1	4	0	0	2	2	32	14.1
12/28/2016	WAS	v	IND	W.	-	F	31	31	33	6	10	.600	3	6	.500	7	7	1.000	0	1	1	0	4	0	0	1	0	22	14.4
12/30/2016	WAS	v	BRK	W.	-	F	32	32	31	5	10	.500	2	4	.500	0	0	---	0	4	4	2	2	0	1	0	1	12	14.3
01/02/2017	WAS	@	HOU	.L	-	F	33	33	33	4	12	.333	0	5	.000	0	0	---	0	3	3	1	3	0	1	0	1	8	14.1
01/03/2017	WAS	@	DAL	.L	-	F	34	34	37	5	11	.455	3	5	.600	0	0	---	0	4	4	3	3	0	3	1	3	13	14.1
01/06/2017	WAS	v	MIN	W.	-	F	35	35	34	7	12	.583	3	6	.500	0	0	---	1	5	6	2	2	0	1	2	2	17	14.2
01/08/2017	WAS	@	MIL	W.	-	F	36	36	39	3	8	.375	3	7	.429	4	4	1.000	1	6	7	7	4	0	1	2	2	13	14.1
01/10/2017	WAS	v	CHI	W.	-	F	37	37	34	5	10	.500	1	4	.250	0	0	---	0	2	2	2	1	0	2	0	1	11	14.1
01/11/2017	WAS	@	BOS	.L	-	F	38	38	37	9	12	.750	2	2	1.000	0	0	---	2	4	6	4	1	0	3	0	0	20	14.2
01/14/2017	WAS	v	PHI	W.	-	F	39	39	30	4	12	.333	0	2	.000	2	4	.500	3	3	6	1	0	0	1	0	0	10	14.1
01/16/2017	WAS	v	POR	W.	-	F	40	40	30	4	9	.444	3	5	.600	1	3	.333	0	4	4	0	1	0	1	1	0	12	14.1
01/18/2017	WAS	v	MEM	W.	-	F	41	41	34	9	12	.750	6	8	.750	1	1	1.000	2	5	7	2	2	0	1	0	0	25	14.3
01/19/2017	WAS	@	NY	W.	-	F	42	42	30	7	13	.538	6	10	.600	3	3	1.000	1	4	5	0	3	0	1	0	0	23	14.5
01/21/2017	WAS	@	DET	.L	-	F	43	43	34	4	13	.308	2	6	.333	1	2	.500	1	6	7	3	2	0	2	1	0	11	14.4
01/23/2017	WAS	@	CHA	W.	-	F	44	44	35	6	11	.545	2	6	.333	0	0	---	1	11	12	2	1	0	0	0	0	14	14.4
01/24/2017	WAS	v	BOS	W.	-	F	45	45	31	2	4	.500	2	2	1.000	0	0	---	0	4	4	0	1	0	0	0	0	6	14.2
01/27/2017	WAS	@	ATL	W.	-	F	46	46	33	7	11	.636	5	7	.714	2	3	.667	1	11	12	4	1	0	0	0	2	21	14.4
01/29/2017	WAS	@	NO	W.	-	F	47	47	34	5	10	.500	3	5	.600	0	0	---	1	5	6	0	1	0	4	0	0	13	14.4
01/31/2017	WAS	v	NY	W.	-	F	48	48	29	5	9	.556	0	3	.000	0	1	.000	0	6	6	3	4	0	1	1	0	10	14.3
02/02/2017	WAS	v	LAL	W.	-	F	49	49	38	4	9	.444	3	6	.500	0	0	---	0	6	6	3	1	0	2	0	0	11	14.2
02/04/2017	WAS	v	NO	W.	-	F	50	50	34	4	10	.400	2	6	.333	2	2	1.000	1	8	9	0	2	0	3	1	0	12	14.2
02/06/2017	WAS	v	CLE	.L	1	F	51	51	45	8	11	.727	5	7	.714	4	5	.800	0	6	6	2	3	0	2	2	1	25	14.4
02/08/2017	WAS	@	BRK	W.	1	F	52	52	39	6	13	.462	3	8	.375	5	6	.833	5	5	10	1	4	0	1	1	0	20	14.5
02/10/2017	WAS	v	IND	W.	-	F	53	53	25	3	7	.429	1	4	.250	1	1	1.000	1	3	4	1	5	0	2	1	0	8	14.4
02/13/2017	WAS	v	OKC	W.	-	F	54	54	34	6	11	.545	2	4	.500	4	4	1.000	1	11	12	0	4	0	0	0	2	18	14.4
02/16/2017	WAS	@	IND	W.	-	F	55	55	35	9	15	.600	6	10	.600	1	1	1.000	1	7	8	2	1	0	0	0	1	25	14.6
02/24/2017	WAS	@	PHI	.L	-	F	56	56	36	3	9	.333	1	5	.200	0	0	---	2	2	4	0	3	0	5	0	0	7	14.5
02/26/2017	WAS	v	UTA	.L	-	F	57	57	40	3	9	.333	0	2	.000	0	0	---	1	6	7	1	3	0	3	0	0	6	14.3
02/28/2017	WAS	v	GS	W.	-	F	58	58	38	5	8	.625	2	3	.667	2	2	1.000	2	6	8	3	3	0	2	0	0	14	14.3
03/01/2017	WAS	@	TOR	W.	-	F	59	59	19	0	4	.000	0	2															



JASON SMITH

DATE	TM	@	OPP	WL	O	P	G	GS	MIN	FG	FGA	FG%	FG3	FG3A	FG3%	FT	FTA	FT%	OREB	DREB	REB	AST	PF	DQ	STL	TO	BLK	PTS	PPG
10/27/2016	WAS	@	ATL	.L	-	-	1	0	9	1	2	.500	0	0	---	0	0	---	1	4	5	2	2	0	0	4	0	2	2.0
10/30/2016	WAS	@	MEM	.L	1	-	2	0	5	1	1	1.000	0	0	---	0	0	---	0	0	0	0	1	0	0	1	0	2	2.0
11/02/2016	WAS	v	TOR	.L	-	-																							DNP
11/04/2016	WAS	v	ATL	W.	-	-	3	0	14	0	3	.000	0	0	---	0	0	---	1	3	4	0	5	0	0	3	0	0	1.3
11/05/2016	WAS	@	ORL	.L	-	-	4	0	11	0	0	---	0	0	---	0	0	---	1	0	1	0	1	0	0	1	2	0	1.0
11/07/2016	WAS	v	HOU	.L	-	-	5	0	11	2	3	.667	0	0	---	0	0	---	1	1	2	0	2	0	1	2	1	4	1.6
11/09/2016	WAS	v	BOS	W.	-	-	6	0	14	1	3	.333	0	0	---	0	0	---	0	3	3	2	2	0	1	0	0	2	1.7
11/11/2016	WAS	v	CLE	.L	-	-	7	0	15	0	1	.000	0	0	---	0	0	---	0	3	3	0	5	0	0	1	1	0	1.4
11/12/2016	WAS	@	CHI	.L	-	-	8	0	17	0	4	.000	0	0	---	0	0	---	2	3	5	0	4	0	0	2	1	0	1.3
11/16/2016	WAS	@	PHI	.L	-	-	9	0	3	1	2	.500	0	0	---	0	0	---	0	0	0	0	1	0	0	0	0	2	1.3
11/17/2016	WAS	v	NY	W.	-	-	10	0	11	2	2	1.000	0	0	---	2	2	1.000	2	1	3	0	0	0	0	0	0	6	1.8
11/19/2016	WAS	v	MIA	.L	-	-	11	0	10	2	3	.667	0	0	---	0	0	---	0	1	1	0	2	0	0	0	0	4	2.0
11/21/2016	WAS	v	PHO	W.	-	-	12	0	7	1	3	.333	0	0	---	0	0	---	0	1	1	0	2	0	0	1	0	2	2.0
11/25/2016	WAS	@	ORL	W.	-	-	13	0	13	2	4	.500	0	0	---	0	0	---	1	1	2	0	0	0	0	0	1	4	2.2
11/26/2016	WAS	v	SA	.L	-	-	14	0	16	2	6	.333	0	1	.000	0	0	---	2	2	4	0	1	0	0	0	0	4	2.3
11/28/2016	WAS	v	SAC	W.	1	-	15	0	22	2	8	.250	0	0	---	0	0	---	0	4	4	0	3	0	1	0	1	4	2.4
11/30/2016	WAS	@	OKC	.L	1	-	16	0	11	1	4	.250	0	0	---	0	0	---	1	0	1	0	2	0	0	0	0	2	2.4
12/02/2016	WAS	@	SA	.L	-	-	17	0	14	3	6	.500	0	0	---	0	0	---	1	2	3	0	5	0	0	1	0	6	2.6
12/05/2016	WAS	@	BRK	W.	-	-	18	0	8	1	2	.500	0	0	---	0	0	---	0	1	1	1	2	0	1	0	1	2	2.6
12/06/2016	WAS	v	ORL	.L	-	-	19	0	10	3	5	.600	1	1	1.000	0	0	---	0	2	2	0	1	0	0	0	0	7	2.8
12/08/2016	WAS	v	DEN	W.	-	-	20	0	5	1	1	1.000	0	0	---	0	0	---	0	1	1	0	3	0	0	1	0	2	2.8
12/10/2016	WAS	v	MIL	W.	-	-	21	0	4	2	2	1.000	0	0	---	0	0	---	0	0	0	0	2	0	0	1	0	4	2.8
12/12/2016	WAS	@	MIA	.L	-	-	22	0	10	2	3	.667	0	0	---	0	0	---	0	2	2	0	3	0	1	0	0	4	2.9
12/14/2016	WAS	v	CHA	W.	-	-	23	0	18	5	9	.556	0	0	---	2	2	1.000	3	3	6	2	1	0	3	2	0	12	3.3
12/16/2016	WAS	v	DET	W.	-	-	24	0	5	2	2	1.000	0	0	---	0	0	---	0	0	0	0	0	0	0	0	0	4	3.3
12/18/2016	WAS	v	LAC	W.	-	-																							DNP
12/19/2016	WAS	@	IND	.L	-	-	25	0	5	2	2	1.000	0	0	---	0	0	---	1	2	3	0	3	0	0	0	0	4	3.3
12/21/2016	WAS	@	CHI	W.	-	-	26	0	12	2	4	.500	0	0	---	2	3	.667	1	2	3	1	1	0	0	0	1	6	3.4
12/23/2016	WAS	@	MIL	.L	-	-	27	0	11	1	1	1.000	0	0	---	1	1	1.000	0	1	1	0	3	0	0	2	1	3	3.4
12/26/2016	WAS	v	MIL	W.	-	-	28	0	6	1	1	1.000	0	0	---	1	2	.500	0	1	1	0	1	0	0	0	0	3	3.4
12/28/2016	WAS	v	IND	W.	-	-	29	0	18	3	4	.750	1	1	1.000	0	2	.000	3	4	7	1	3	0	0	1	0	7	3.5
12/30/2016	WAS	v	BRK	W.	-	-	30	0	18	5	7	.714	0	0	---	0	0	---	3	5	8	1	6	1	0	1	2	10	3.7
01/02/2017	WAS	@	HOU	.L	-	-	31	0	9	2	3	.667	0	0	---	0	0	---	0	2	2	0	2	0	0	1	0	4	3.7
01/03/2017	WAS	@	DAL	.L	-	-	32	0	8	2	3	.667	0	0	---	0	0	---	0	1	1	0	2	0	0	1	2	4	3.8
01/06/2017	WAS	v	MIN	W.	-	-	33	0	22	5	8	.625	0	0	---	0	0	---	0	3	3	2	0	0	0	0	2	10	3.9
01/08/2017	WAS	@	MIL	W.	-	-	34	0	5	0	3	.000	0	0	---	0	0	---	1	2	3	0	1	0	1	0	0	0	3.8
01/10/2017	WAS	v	CHI	W.	-	-	35	0	23	3	7	.429	1	2	.500	0	0	---	3	3	6	0	2	0	0	3	3	7	3.9
01/11/2017	WAS	@	BOS	.L	-	-	36	0	19	5	9	.556	0	1	.000	3	4	.750	2	3	5	1	1	0	0	1	0	13	4.2
01/14/2017	WAS	v	PHI	W.	-	-	37	0	13	3	6	.500	1	1	1.000	0	0	---	2	2	4	1	5	0	0	1	1	7	4.2
01/16/2017	WAS	v	POR	W.	-	-	38	0	18	1	4	.250	0	0	---	2	2	1.000	1	1	2	1	5	0	0	0	0	4	4.2
01/18/2017	WAS	v	MEM	W.	-	-	39	0	20	3	8	.375	0	2	.000	2	2	1.000	1	2	3	0	4	0	2	0	1	8	4.3
01/19/2017	WAS	@	NY	W.	-	-	40	0	23	5	8	.625	1	2	.500	0	0	---	1	3	4	0	4	0	0	2	2	11	4.5
01/21/2017	WAS	@	DET	.L	-	-	41	0	19	6	9	.667	2	3	.667	2	2	1.000	1	3	4	0	2	0	0	0	1	16	4.8
01/23/2017	WAS	@	CHA	W.	-	-	42	0	19	3	4	.750	0	0	---	0	0	---	0	6	6	0	4	0	1	2	1	6	4.8
01/24/2017	WAS	v	BOS	W.	-	-	43	0	14	1	2	.500	0	0	---	1	2	.500	1	2	3	1	4	0	0	0	0	3	4.8
01/27/2017	WAS	@	ATL	W.	-	-	44	0	14	1	2	.500	0	0	---	0	1	.000	0	3	3	0	4	0	1	3	2	2	4.7
01/29/2017	WAS	@	NO	W.	-	-	45	0	17	2	4	.500	0	1	.000	0	0	---	1	5	6	0	2	0	1	0	2	4	4.7
01/31/2017	WAS	v	NY	W.	-	-	46	0	15	1	2	.500	0	1	.000	0	0	---	2	3	5	1	1	0	0	0	2	2	4.6
02/02/2017	WAS	v	LAL	W.	-	-	47	0	15	2	4	.500	0	1	.000	0	0	---	1	5	6	0	1	0	0	1	1	4	4.6
02/04/2017	WAS	v	NO	W.	-	-	48	0	14	4	4	1.000	0	0	---	1	2	.500	1	4	5	0	3	0	0	0	1	9	4.7
02/06/2017	WAS	v	CLE	.L	1	-	49	0	16	2	4	.500	0	0	---	1	2	.500	2	3	5	0	1	0	0	0	1	5	4.7
02/08/2017	WAS	@	BRK	W.	1	-	50	0	23	5	9	.556	1	2	.500	4	7	.571	3	5	8	0	2	0	1	0	0	15	4.9
02/10/2017	WAS	v	IND	W.	-	-	51	0	17	3	5	.600	0	0	---	0	0	---	1	1	2	0	0	0	0	0	1	6	4.9
02/13/2017	WAS	v	OKC	W.	-	-	52	0	21	4	5	.800	1	1	1.000	0	0	---	3	3	6	1	3	0	0	3	1	9	5.0
02/16/2017	WAS	@	IND	W.	-	-	53	0	13	1	2	.500	1	1	1.000	0	0	---	1	2	3	0	2	0	0	0	0	3	5.0
02/24/2017	WAS	@	PHI	.L	-	-	54	0	4	0	1	.000	0	0	---	0	0	---	1	0	1	0	0	0	0	0	2	0	4.9
02/26/2017	WAS	v	UTA	.L	-	-																							DNP
02/28/2017	WAS	v	GS	W.	-	-																							DNP
03/01/2017	WAS	@	TOR	W.	-	-	55	0	10	4	4	1.000	0	0	---	0	0	---	0	5	5	2	1	0	1	0	0	8	4.9
03/03/2017	WAS	v	TOR	.L	-	-																							DNP
03/05/2017	WAS	v	ORL	W.	-	-																							DNP
03/07/2017	WAS	@	PHO	W.	-	-	56	0	23	6	7	.857	2	2	1.000	3	4	.750	1	5	6	1	4	0	1	2	0	1	



2017 WASHINGTON WIZARDS POSTSEASON MEDIA GUIDE

JOHN WALL

DATE	TM	@	OPP	WL	O	P	G	GS	MIN	FG	FGA	FG%	FG3	FG3A	FG3%	FT	FTA	FT%	OREB	DREB	REB	AST	PF	DQ	STL	TO	BLK	PTS	PPG
10/27/2016	WAS	@	ATL	.L	-	G	1	1	30	3	15	.200	0	2	.000	6	7	.857	2	1	3	10	2	0	4	5	1	12	12.0
10/30/2016	WAS	@	MEM	.L	1	G	2	2	37	8	19	.421	1	3	.333	5	5	1.000	0	3	3	13	4	0	1	5	1	22	17.0
11/02/2016	WAS	v	TOR	.L	-	G	3	3	37	13	19	.684	0	3	.000	7	9	.778	1	4	5	11	3	0	3	9	1	33	22.3
11/04/2016	WAS	v	ATL	.W	-	G	4	4	33	7	17	.412	1	2	.500	6	8	.750	3	7	10	6	3	0	2	2	0	21	22.0
11/05/2016	WAS	@	ORL	.L	-	INA																							
11/07/2016	WAS	v	HOU	.L	-	G	5	5	35	9	16	.563	1	2	.500	2	2	1.000	1	4	5	9	2	0	2	6	0	21	21.8
11/09/2016	WAS	v	BOS	.W	-	G	6	6	31	6	16	.375	1	3	.333	6	7	.857	0	3	3	7	3	0	0	5	1	19	21.3
11/11/2016	WAS	v	CLE	.L	-	G	7	7	35	12	24	.500	1	3	.333	3	5	.600	1	1	2	3	3	0	2	6	1	28	22.3
11/12/2016	WAS	@	CHI	.L	-	INA																							
11/16/2016	WAS	@	PHI	.L	-	G	8	8	24	8	19	.421	1	3	.333	10	12	.833	0	4	4	6	2	0	1	2	0	27	22.9
11/17/2016	WAS	v	NY	.W	-	G	9	9	31	7	15	.467	3	6	.500	6	6	1.000	0	2	2	11	3	0	1	2	0	23	22.9
11/19/2016	WAS	v	MIA	.L	-	G	10	10	37	12	23	.522	5	6	.833	5	8	.625	2	2	4	8	3	0	0	3	0	34	24.0
11/21/2016	WAS	v	PHO	.W	-	G	11	11	38	6	24	.250	1	5	.200	5	5	1.000	2	2	4	15	3	0	4	2	3	18	23.5
11/25/2016	WAS	@	ORL	.W	-	G	12	12	39	10	18	.556	1	4	.250	5	6	.833	0	7	7	10	2	0	3	4	0	26	23.7
11/26/2016	WAS	v	SA	.L	-	G	13	13	37	8	16	.500	0	1	.000	5	7	.714	0	3	3	5	3	0	1	4	0	21	23.5
11/28/2016	WAS	v	SAC	.W	1	G	14	14	43	6	16	.375	1	3	.333	6	6	1.000	0	5	5	11	2	0	3	11	1	19	23.1
11/30/2016	WAS	@	OKC	.L	1	G	15	15	44	6	20	.300	2	7	.286	1	2	.500	3	3	6	15	1	0	1	3	1	15	22.6
12/02/2016	WAS	@	SA	.L	-	G	16	16	37	8	16	.500	1	1	1.000	0	0	---	0	2	2	15	1	0	3	3	0	17	22.3
12/05/2016	WAS	@	BRK	.W	-	G	17	17	36	10	19	.526	1	5	.200	4	4	1.000	0	1	1	13	0	0	3	4	0	25	22.4
12/06/2016	WAS	v	ORL	.L	-	G	18	18	42	18	31	.581	5	8	.625	11	14	.786	1	3	4	8	3	0	3	4	0	52	24.1
12/08/2016	WAS	v	DEN	.W	-	G	19	19	38	5	14	.357	0	4	.000	5	6	.833	1	6	7	5	2	0	3	5	1	15	23.6
12/10/2016	WAS	v	MIL	.W	-	G	20	20	39	8	20	.400	1	4	.250	7	8	.875	0	4	4	11	3	0	2	4	1	24	23.6
12/12/2016	WAS	@	MIA	.L	-	G	21	21	38	12	26	.462	1	5	.200	5	6	.833	2	4	6	8	1	0	1	5	1	30	23.9
12/14/2016	WAS	v	CHA	.W	-	G	22	22	36	9	19	.474	0	2	.000	7	8	.875	2	4	6	10	2	0	6	8	0	25	24.0
12/16/2016	WAS	v	DET	.W	-	G	23	23	35	8	14	.571	4	4	1.000	9	12	.750	0	2	2	11	2	0	3	0	0	29	24.2
12/18/2016	WAS	v	LAC	.W	-	G	24	24	36	7	16	.438	0	2	.000	4	8	.500	2	3	5	11	2	0	1	5	1	18	23.9
12/19/2016	WAS	@	IND	.L	-	G	25	25	38	6	14	.429	0	5	.000	7	8	.875	1	3	4	10	3	0	2	4	0	19	23.7
12/21/2016	WAS	@	CHI	.W	-	G	26	26	36	9	14	.643	0	2	.000	5	7	.714	0	6	6	9	2	0	3	2	0	23	23.7
12/23/2016	WAS	@	MIL	.L	-	G	27	27	32	8	18	.444	0	3	.000	2	2	1.000	0	3	3	10	0	0	1	2	0	18	23.5
12/26/2016	WAS	v	MIL	.W	-	G	28	28	42	8	19	.421	1	4	.250	1	2	.500	2	1	3	16	2	0	2	7	1	18	23.3
12/28/2016	WAS	v	IND	.W	-	G	29	29	39	11	19	.579	2	3	.667	12	13	.923	2	9	11	9	4	0	2	5	0	36	23.7
12/30/2016	WAS	v	BRK	.W	-	G	30	30	32	7	14	.500	1	4	.250	4	4	1.000	0	2	2	14	1	0	4	6	1	19	23.6
01/02/2017	WAS	@	HOU	.L	-	G	31	31	37	8	18	.444	0	2	.000	2	3	.667	1	4	5	12	2	0	2	5	0	18	23.4
01/03/2017	WAS	@	DAL	.L	-	G	32	32	39	10	19	.526	1	3	.333	6	6	1.000	0	4	4	8	0	0	3	4	1	27	23.5
01/06/2017	WAS	v	MIN	.W	-	G	33	33	40	8	16	.500	0	1	.000	2	2	1.000	0	1	1	18	2	0	2	3	0	18	23.3
01/08/2017	WAS	@	MIL	.W	-	G	34	34	37	7	15	.467	0	3	.000	2	2	1.000	0	3	3	7	1	0	1	5	0	16	23.1
01/10/2017	WAS	v	CHI	.W	-	G	35	35	40	11	21	.524	1	2	.500	3	4	.750	0	6	6	14	2	0	1	5	1	26	23.2
01/11/2017	WAS	@	BOS	.L	-	G	36	36	39	4	21	.190	0	5	.000	1	2	.500	3	4	7	11	2	0	3	1	1	9	22.8
01/14/2017	WAS	v	PHI	.W	-	G	37	37	30	9	17	.529	3	4	.750	4	5	.800	2	5	7	7	1	0	2	3	0	25	22.9
01/16/2017	WAS	v	POR	.W	-	G	38	38	28	10	17	.588	2	3	.667	2	2	1.000	1	3	4	7	0	0	2	4	0	24	22.9
01/18/2017	WAS	v	MEM	.W	-	G	39	39	37	7	18	.389	1	5	.200	10	10	1.000	1	1	2	13	2	0	2	4	1	25	22.9
01/19/2017	WAS	@	NY	.W	-	G	40	40	37	11	21	.524	1	3	.333	6	8	.750	0	5	5	13	2	0	3	2	0	29	23.1
01/21/2017	WAS	@	DET	.L	-	G	41	41	39	6	15	.400	0	2	.000	7	9	.778	2	5	7	10	3	0	2	4	0	19	23.0
01/23/2017	WAS	@	CHA	.W	-	G	42	42	38	9	20	.450	0	1	.000	6	7	.857	0	4	4	7	2	0	1	5	0	24	23.0
01/24/2017	WAS	v	BOS	.W	-	G	43	43	38	11	20	.550	1	2	.500	4	5	.800	0	7	7	7	2	0	3	4	1	27	23.1
01/27/2017	WAS	@	ATL	.W	-	G	44	44	30	7	17	.412	1	2	.500	4	6	.667	1	5	6	9	0	0	0	4	0	19	23.0
01/29/2017	WAS	@	NO	.W	-	G	45	45	37	8	19	.421	0	3	.000	2	4	.500	0	1	1	19	2	0	2	3	1	18	22.9
01/31/2017	WAS	v	NY	.W	-	G	46	46	34	6	18	.333	1	2	.500	2	3	.667	2	2	4	13	2	0	0	2	0	15	22.7
02/02/2017	WAS	v	LAL	.W	-	G	47	47	41	11	23	.478	3	7	.429	8	10	.800	1	2	3	11	2	0	2	3	1	33	23.0
02/04/2017	WAS	v	NO	.W	-	G	48	48	38	8	19	.421	2	7	.286	6	8	.750	1	2	3	13	1	0	5	4	1	24	23.0
02/06/2017	WAS	v	CLE	.L	1	G	49	49	44	8	19	.421	0	3	.000	6	6	1.000	0	4	4	12	2	0	1	6	0	22	23.0
02/08/2017	WAS	@	BRK	.W	1	G	50	50	46	7	24	.292	1	4	.250	8	10	.800	1	5	6	12	2	0	1	3	2	23	23.0
02/10/2017	WAS	v	IND	.W	-	G	51	51	37	7	16	.438	2	5	.400	10	15	.667	0	3	3	14	4	0	2	7	0	26	23.0
02/13/2017	WAS	v	OKC	.W	-	G	52	52	30	4	10	.400	1	2	.500	6	7	.857	0	5	5	14	1	0	1	5	2	15	22.9
02/16/2017	WAS	@	IND	.W	-	G	53	53	37	8	20	.400	0	2	.000	4	4	1.000	0	2	2	12	2	0	1	5	2	20	22.8
02/24/2017	WAS	@	PHI	.L	-	G	54	54	41	8	21	.381	0	3	.000	13	14	.929	2	6	8	14	2	0	0	6	2	29	22.9
02/26/2017	WAS	v	UTA	.L	-	G	55	55	37	9	18	.500	2	4	.500	3	5	.600	0	3	3	11	2	0	4	9	0	23	22.9
02/28/2017	WAS	v	GS	.W	-	G	56	56	40	6	20	.300	0	1	.000	0	0	---	2	4	6	19	0	0	3	5	0	12	22.7
03/01/2017	WAS	@	TOR	.W	-	G	57	57																					



2017 WASHINGTON WIZARDS POSTSEASON MEDIA GUIDE

WIZARDS

DATE	TM	@	OPP	WL	O	G	MIN	FG	FGA	FG%FG3	FG3A	FG3%	FT	FTA	FT%	OREB	DREB	REB	AST	PF	DQ	STL	TO	BLK	PTS	PPG	
10/27/2016	WAS	@	ATL	.L	-	1	240	40	94	.426	6	20	.300	13	18	.722	12	28	40	25	20	0	14	19	4	99	99.0
10/30/2016	WAS	@	MEM	.L	1	2	265	38	86	.442	5	25	.200	22	25	.880	8	32	40	19	23	0	8	14	4	103	101.0
11/02/2016	WAS	v	TOR	.L	-	3	240	42	72	.583	3	10	.300	16	24	.667	6	30	36	21	20	0	8	21	5	103	101.7
11/04/2016	WAS	v	ATL	W.	-	4	240	31	80	.388	5	20	.250	28	35	.800	11	35	46	13	23	0	7	19	3	95	100.0
11/05/2016	WAS	@	ORL	.L	-	5	240	34	86	.395	6	17	.353	12	17	.706	14	35	49	11	23	0	4	11	5	86	97.2
11/07/2016	WAS	v	HOU	.L	-	6	240	39	94	.415	10	27	.370	18	20	.900	16	29	45	20	16	0	12	16	5	106	98.7
11/09/2016	WAS	v	BOS	W.	-	7	240	46	92	.500	10	21	.476	16	20	.800	19	35	54	29	26	0	9	12	7	118	101.4
11/11/2016	WAS	v	CLE	.L	-	8	240	38	87	.437	3	15	.200	15	19	.789	10	36	46	16	21	0	7	15	5	94	100.5
11/12/2016	WAS	@	CHI	.L	-	9	240	38	91	.418	4	13	.308	15	18	.833	13	36	49	19	22	0	3	12	7	95	99.9
11/16/2016	WAS	@	PHI	.L	-	10	240	38	91	.418	8	23	.348	18	25	.720	11	29	40	18	26	0	8	11	1	102	100.1
11/17/2016	WAS	v	NY	W.	-	11	240	44	81	.543	15	25	.600	16	18	.889	7	30	37	26	21	0	7	16	2	119	101.8
11/19/2016	WAS	v	MIA	.L	-	12	240	42	89	.472	11	27	.407	16	22	.727	13	27	40	22	22	0	9	12	2	111	102.6
11/21/2016	WAS	v	PHO	W.	-	13	240	37	91	.407	10	28	.357	22	34	.647	14	31	45	25	19	0	8	12	4	106	102.8
11/25/2016	WAS	@	ORL	W.	-	14	240	40	88	.455	6	29	.207	8	10	.800	7	30	37	26	17	0	10	12	4	94	102.2
11/26/2016	WAS	v	SA	.L	-	15	240	42	88	.477	6	22	.273	10	14	.714	12	28	40	21	26	0	11	14	1	100	102.1
11/28/2016	WAS	v	SAC	W.	1	16	265	35	85	.412	10	25	.400	21	26	.808	11	38	49	22	23	0	11	24	7	101	102.0
11/30/2016	WAS	@	OKC	.L	1	17	265	44	98	.449	10	28	.357	17	26	.654	11	37	48	25	25	0	8	12	3	115	102.8
12/02/2016	WAS	@	SA	.L	-	18	240	41	81	.506	7	11	.636	16	18	.889	9	34	43	25	26	1	13	20	3	105	102.9
12/05/2016	WAS	@	BRK	W.	-	19	240	45	92	.489	14	34	.412	14	18	.778	8	27	35	26	22	1	17	10	5	118	103.7
12/06/2016	WAS	v	ORL	.L	-	20	240	44	93	.473	11	23	.478	17	24	.708	10	32	42	20	25	0	5	12	2	116	104.3
12/08/2016	WAS	v	DEN	W.	-	21	240	35	78	.449	6	19	.316	16	17	.941	8	27	35	21	20	0	11	19	3	92	103.7
12/10/2016	WAS	v	MIL	W.	-	22	240	40	88	.455	8	21	.381	22	28	.786	12	28	40	29	17	0	10	10	3	110	104.0
12/12/2016	WAS	@	MIA	.L	-	23	240	39	84	.464	5	23	.217	18	22	.818	10	27	37	17	22	0	8	15	1	101	103.9
12/14/2016	WAS	v	CHA	W.	-	24	240	45	87	.517	5	18	.278	14	17	.824	12	29	41	27	18	0	15	14	3	109	104.1
12/16/2016	WAS	v	DET	W.	-	25	240	44	77	.571	12	25	.480	22	27	.815	3	33	36	30	23	0	6	6	1	122	104.8
12/18/2016	WAS	v	LAC	W.	-	26	240	43	81	.531	10	19	.526	21	30	.700	9	24	33	24	24	0	10	15	4	117	105.3
12/19/2016	WAS	@	IND	.L	-	27	240	38	88	.432	8	33	.242	21	26	.808	14	35	49	19	22	0	5	15	6	105	105.3
12/21/2016	WAS	@	CHI	W.	-	28	240	43	82	.524	3	18	.167	18	25	.720	6	38	44	23	20	0	7	10	3	107	105.3
12/23/2016	WAS	@	MIL	.L	-	29	240	37	79	.468	7	24	.292	15	18	.833	5	25	30	24	21	0	2	15	2	96	105.0
12/26/2016	WAS	v	MIL	W.	-	30	240	40	79	.506	12	29	.414	15	20	.750	7	33	40	29	16	0	7	17	6	107	105.1
12/28/2016	WAS	v	IND	W.	-	31	240	38	78	.487	8	22	.364	27	37	.730	15	39	54	21	27	0	8	18	1	111	105.3
12/30/2016	WAS	v	BRK	W.	-	32	240	47	83	.566	11	22	.500	13	14	.929	8	36	44	28	21	1	12	20	7	118	105.7
01/02/2017	WAS	@	HOU	.L	-	33	240	38	87	.437	6	26	.231	9	12	.750	7	38	45	23	21	0	9	17	2	91	105.2
01/03/2017	WAS	@	DAL	.L	-	34	240	41	92	.446	11	30	.367	12	14	.857	5	33	38	27	19	0	6	10	7	105	105.2
01/06/2017	WAS	v	MIN	W.	-	35	240	46	79	.582	12	22	.545	8	9	.889	5	28	33	31	18	0	3	13	7	112	105.4
01/08/2017	WAS	@	MIL	W.	-	36	240	41	84	.488	10	32	.313	15	18	.833	13	36	49	23	22	0	10	21	4	107	105.4
01/10/2017	WAS	v	CHI	W.	-	37	240	42	83	.506	11	22	.500	6	9	.667	7	35	42	24	24	1	8	21	6	101	105.3
01/11/2017	WAS	@	BOS	.L	-	38	240	45	105	.429	10	26	.385	8	12	.667	16	28	44	28	13	0	10	8	3	108	105.4
01/14/2017	WAS	v	PHI	W.	-	39	240	44	91	.484	8	17	.471	13	18	.722	12	38	50	18	18	0	9	11	2	109	105.5
01/16/2017	WAS	v	POR	W.	-	40	240	42	86	.488	13	23	.565	23	25	.920	12	39	51	26	18	0	10	12	5	120	105.9
01/18/2017	WAS	v	MEM	W.	-	41	240	36	80	.450	8	29	.276	24	26	.923	12	33	45	27	25	0	7	12	3	104	105.8
01/19/2017	WAS	@	NY	W.	-	42	240	44	88	.500	13	32	.406	12	14	.857	10	30	40	29	19	0	7	15	5	113	106.0
01/21/2017	WAS	@	DET	.L	-	43	240	39	91	.429	8	26	.308	26	33	.788	13	34	47	23	22	0	12	11	3	112	106.1
01/23/2017	WAS	@	CHA	W.	-	44	240	43	80	.538	10	25	.400	13	17	.765	5	42	47	22	23	0	5	15	3	109	106.2
01/24/2017	WAS	v	BOS	W.	-	45	240	48	84	.571	9	20	.450	18	21	.857	8	35	43	21	18	0	7	16	4	123	106.6
01/27/2017	WAS	@	ATL	W.	-	46	240	43	89	.483	13	31	.419	13	19	.684	13	39	52	26	24	0	12	20	10	112	106.7
01/29/2017	WAS	@	NO	W.	-	47	240	45	89	.506	10	21	.476	7	10	.700	10	35	45	28	17	0	9	11	3	107	106.7
01/31/2017	WAS	v	NY	W.	-	48	240	49	88	.557	7	22	.318	12	15	.800	9	37	46	27	25	0	4	12	4	117	106.9
02/02/2017	WAS	v	LAL	W.	-	49	240	44	96	.458	12	33	.364	16	21	.762	12	33	45	27	19	0	11	12	6	116	107.1
02/04/2017	WAS	v	NO	W.	-	50	240	38	83	.458	10	31	.323	19	22	.864	7	39	46	20	19	0	10	13	6	105	107.0
02/06/2017	WAS	v	CLE	.L	1	51	265	50	99	.505	12	29	.414	23	26	.885	11	32	43	29	25	2	9	12	5	135	107.6
02/08/2017	WAS	@	BRK	W.	1	52	265	40	97	.412	9	25	.360	25	33	.758	17	37	54	21	26	0	9	13	5	114	107.7
02/10/2017	WAS	v	IND	W.	-	53	240	41	88	.466	10	29	.345	20	30	.667	14	32	46	29	13	0	8	11	4	112	107.8
02/13/2017	WAS	v	OKC	W.	-	54	240	42	73	.575	13	20	.650	23	28	.821	6	34	40	27	24	0	4	23	9	120	108.0
02/16/2017	WAS	@	IND	W.	-	55	240	43	83	.518	15	29	.517	10	15	.667	8	31	39	23	19	0	5	11	3	111	108.1
02/24/2017	WAS	@	PHI	.L	-	56	240	38	90	.422	5	24	.208	31	40	.775	12	31	43	19	25	0	8	17	6	112	108.1
02/26/2017	WAS	v	UTA	.L	-	57	240	37	87	.425	8	22	.364	10	13	.769	6	22	28	21	27	1	16	16	1	92	107.9
02/28/2017	WAS	v	GS	W.	-	58	240	41	91	.451	12	28	.429	18	20	.900	17	29	46	29	22	0	11	20	6	112	



OPPONENTS

DATE	TM	@	OPP	WL	O	G	MIN	FG	FG%	FG3	FG3%	FT	FTA	FT%	ORB	DREB	REB	AST	PF	DQ	STL	TO	BLK	PTS	PPG		
10/27/2016	WAS	@	ATL	.L	-	1	240	44	88	.500	12	26	.462	14	18	.778	14	38	52	28	19	0	13	21	7	114	114.0
10/30/2016	WAS	@	MEM	.L	1	2	265	39	88	.443	15	31	.484	19	26	.731	11	36	47	24	26	0	9	14	2	112	113.0
11/02/2016	WAS	v	TOR	.L	-	3	240	43	77	.558	10	25	.400	17	25	.680	4	27	31	21	24	1	16	13	2	113	113.0
11/04/2016	WAS	v	ATL	.W	-	4	240	32	83	.386	5	25	.200	23	36	.639	10	37	47	22	24	0	12	18	3	92	107.8
11/05/2016	WAS	@	ORL	.L	-	5	240	31	78	.397	9	28	.321	17	27	.630	10	33	43	21	16	1	4	9	6	88	103.8
11/07/2016	WAS	v	HOU	.L	-	6	240	41	79	.519	17	37	.459	15	18	.833	6	31	37	28	18	0	6	18	7	114	105.5
11/09/2016	WAS	v	BOS	.W	-	7	240	35	81	.432	10	31	.323	13	22	.591	7	24	31	21	19	0	5	11	4	93	103.7
11/11/2016	WAS	v	CLE	.L	-	8	240	36	86	.419	14	33	.424	19	26	.731	13	34	47	16	21	0	9	15	6	105	103.9
11/12/2016	WAS	@	CHI	.L	-	9	240	39	97	.402	5	15	.333	23	25	.920	15	37	52	21	20	0	7	10	6	106	104.1
11/16/2016	WAS	@	PHI	.L	-	10	240	42	77	.545	10	28	.357	15	22	.682	5	36	41	30	26	2	6	17	1	109	104.6
11/17/2016	WAS	v	NY	.W	-	11	240	41	86	.477	12	29	.414	18	20	.900	10	26	36	23	20	0	9	16	1	112	105.3
11/19/2016	WAS	v	MIA	.L	-	12	240	43	85	.506	13	27	.481	15	26	.577	17	30	47	21	21	0	6	17	7	114	106.0
11/21/2016	WAS	v	PHO	.W	-	13	240	39	91	.429	11	27	.407	12	15	.800	13	39	52	22	24	0	3	21	7	101	105.6
11/25/2016	WAS	@	ORL	.W	-	14	240	35	80	.438	7	23	.304	14	20	.700	14	35	49	18	16	0	5	19	7	91	104.6
11/26/2016	WAS	v	SA	.L	-	15	240	40	75	.533	9	24	.375	23	29	.793	6	32	38	22	17	0	7	14	6	112	105.1
11/28/2016	WAS	v	SAC	.W	1	16	265	38	93	.409	3	21	.143	16	26	.615	13	31	44	20	24	0	15	20	4	95	104.4
11/30/2016	WAS	@	OKC	.L	1	17	265	46	95	.484	12	30	.400	22	31	.710	9	38	47	28	22	0	10	14	4	126	105.7
12/02/2016	WAS	@	SA	.L	-	18	240	39	80	.488	8	20	.400	21	33	.636	12	25	37	27	17	0	11	15	4	107	105.8
12/05/2016	WAS	@	BRK	.W	-	19	240	40	81	.494	11	27	.407	22	30	.733	13	37	50	25	15	0	5	22	3	113	106.2
12/06/2016	WAS	v	ORL	.L	-	20	240	43	83	.518	12	26	.462	26	36	.722	8	35	43	24	18	0	7	13	12	124	107.1
12/08/2016	WAS	v	DEN	.W	-	21	240	31	76	.408	7	32	.219	16	24	.667	14	31	45	24	24	0	8	29	2	85	106.0
12/10/2016	WAS	v	MIL	.W	-	22	240	40	79	.506	13	25	.520	12	15	.800	7	33	40	22	21	0	1	20	3	105	106.0
12/12/2016	WAS	@	MIA	.L	-	23	240	45	88	.511	9	26	.346	13	19	.684	11	36	47	25	18	0	6	15	3	112	106.2
12/14/2016	WAS	v	CHA	.W	-	24	240	38	74	.514	14	33	.424	16	21	.762	5	28	33	25	18	0	7	18	8	106	106.2
12/16/2016	WAS	v	DET	.W	-	25	240	42	86	.488	10	28	.357	14	21	.667	10	30	40	22	19	0	3	9	1	108	106.3
12/18/2016	WAS	v	LAC	.W	-	26	240	43	87	.494	7	24	.292	17	24	.708	12	28	40	28	23	1	7	15	1	110	106.4
12/19/2016	WAS	@	IND	.L	-	27	240	41	87	.471	7	21	.333	18	21	.857	9	32	41	18	20	1	6	15	5	97	106.4
12/21/2016	WAS	@	CHI	.W	-	28	240	38	95	.400	6	21	.286	15	19	.789	17	32	49	25	18	0	4	15	5	107	106.1
12/23/2016	WAS	@	MIL	.L	-	29	240	45	80	.563	9	25	.360	24	27	.889	8	33	41	29	16	0	8	12	6	123	106.7
12/26/2016	WAS	v	MIL	.W	-	30	240	40	87	.460	6	20	.300	16	23	.696	12	30	42	27	19	0	8	14	2	102	106.5
12/28/2016	WAS	v	IND	.W	-	31	240	35	79	.443	11	28	.393	24	29	.828	5	29	34	24	29	0	10	13	4	105	106.5
12/30/2016	WAS	v	BRK	.W	-	32	240	32	74	.432	10	25	.400	21	25	.840	6	26	32	18	16	0	9	21	0	95	106.1
01/02/2017	WAS	@	HOU	.L	-	33	240	37	86	.430	12	39	.308	15	21	.714	7	34	41	25	12	0	9	15	9	101	106.0
01/03/2017	WAS	@	DAL	.L	-	34	240	37	78	.474	17	32	.531	22	24	.917	2	40	42	20	21	0	4	15	3	113	106.2
01/06/2017	WAS	v	MIN	.W	-	35	240	42	88	.477	7	18	.389	14	17	.824	12	26	38	22	15	0	6	10	2	105	106.1
01/08/2017	WAS	@	MIL	.W	-	36	240	37	80	.463	9	23	.391	18	20	.900	5	27	32	25	20	0	14	16	3	101	106.0
01/10/2017	WAS	v	CHI	.W	-	37	240	35	88	.398	10	27	.370	19	21	.905	12	32	44	19	18	0	10	18	2	99	105.8
01/11/2017	WAS	@	BOS	.L	-	38	240	43	85	.506	17	41	.415	14	18	.778	10	35	45	20	10	0	5	14	7	117	106.1
01/14/2017	WAS	v	PHI	.W	-	39	240	36	87	.414	10	31	.323	11	21	.524	15	34	49	20	19	0	6	16	2	93	105.8
01/16/2017	WAS	v	POR	.W	-	40	240	37	88	.420	8	26	.308	19	25	.760	14	31	45	22	20	0	6	15	5	101	105.7
01/18/2017	WAS	v	MEM	.W	-	41	240	33	83	.398	8	25	.320	27	34	.794	17	28	45	20	20	1	8	12	1	101	105.5
01/19/2017	WAS	@	NY	.W	-	42	240	42	90	.467	7	24	.292	19	22	.864	14	27	41	20	14	0	7	11	4	110	105.6
01/21/2017	WAS	@	DET	.L	-	43	240	43	87	.494	11	28	.393	16	22	.727	13	36	49	25	27	0	9	20	4	113	105.8
01/23/2017	WAS	@	CHA	.W	-	44	240	35	90	.389	8	32	.250	21	25	.840	12	31	43	24	19	1	7	8	5	99	105.7
01/24/2017	WAS	v	BOS	.W	-	45	240	38	84	.452	10	33	.303	22	24	.917	8	24	32	24	20	0	10	14	3	108	105.7
01/27/2017	WAS	@	ATL	.W	-	46	240	30	83	.361	9	31	.290	17	25	.680	8	33	41	18	16	0	9	20	8	86	105.3
01/29/2017	WAS	@	NO	.W	-	47	240	38	84	.452	10	32	.313	8	15	.533	10	32	42	25	12	0	8	15	3	94	105.0
01/31/2017	WAS	v	NY	.W	-	48	240	34	93	.366	5	24	.208	28	35	.800	22	29	51	18	17	0	8	12	2	101	105.0
02/02/2017	WAS	v	LAL	.W	-	49	240	40	87	.460	12	39	.308	16	22	.727	12	35	47	19	23	0	6	20	8	108	105.0
02/04/2017	WAS	v	NO	.W	-	50	240	37	84	.440	5	17	.294	12	22	.545	9	33	42	18	16	0	4	15	6	91	104.7
02/06/2017	WAS	v	CLE	.L	1	51	265	49	92	.533	19	38	.500	23	28	.821	12	34	46	31	26	1	7	20	2	140	105.4
02/08/2017	WAS	@	BRK	.W	1	52	265	38	91	.418	9	33	.273	25	36	.694	15	40	55	20	24	1	6	17	5	110	105.5
02/10/2017	WAS	v	IND	.W	-	53	240	45	92	.489	4	21	.190	13	15	.867	10	32	42	29	22	0	3	11	5	107	105.5
02/13/2017	WAS	v	OKC	.W	-	54	240	34	96	.354	7	34	.206	23	30	.767	20	27	47	16	22	0	10	15	2	98	105.4
02/16/2017	WAS	@	IND	.W	-	55	240	40	80	.500	4	18	.222	14	18	.778	5	30	35	21	12	0	7	12	1	98	105.3
02/24/2017	WAS	@	PHI	.L	-	56	240	43	87	.494	10	29	.345	24	30	.800	8	40	48	28	26	0	9	17	7	120	105.5
02/26/2017	WAS	v	UTA	.L	-	57	240	34	72	.472	11	24	.458	23	32	.719	9	41	50	18	19	0	10	25	11	102	105.5
02/28/2017	WAS	v	GS	.W	-	58	240	39	84	.464	8	29	.276	22	27	.815	13	28	41	28	23	0	10	19	6	108	105.5

WASHINGTON **WIZARDS**

POSTSEASON RECORDS





ALL-TIME PLAYOFF RESULTS

1964-65 (5-5)

Western Div. Semifinals

Mar. 24	at St. Louis	108-105
Mar. 26	at St. Louis	105-129
Mar. 27	at Baltimore	131-99
Mar. 30	at Baltimore	109-103

Western Div. Finals

Apr. 3	at Los Angeles	115-121
Apr. 5	at Los Angeles	115-118
Apr. 7	at Baltimore	122-115
Apr. 9	at Baltimore	114-112
Apr. 11	at Los Angeles	112-120
Apr. 13	at Baltimore	115-117

1965-66 (0-3)

Western Div. Semifinals

Mar. 24	at Baltimore	111-113
Mar. 27	at Baltimore	100-105
Mar. 30	at St. Louis	112-121

1968-69 (0-4)

Eastern Div. Semifinals

Mar. 27	at Baltimore	101-113
Mar. 29	at New York	91-107
Mar. 30	at Baltimore	116-119
Apr. 2	at New York	108-115

1969-70 (3-4)

Eastern Div. Semifinals

Mar. 26	at New York**	117-120
Mar. 27	at Baltimore	99-106
Mar. 29	at New York	127-113
Mar. 31	at Baltimore	102-92
Apr. 2	at New York	80-101
Apr. 5	at Baltimore	96-87
Apr. 6	at New York	114-127

1970-71 (8-10)

Eastern Conf. Semifinals

Mar. 24	at Baltimore	112-126
Mar. 26	at Philadelphia	119-107
Mar. 28	at Baltimore	111-103
Mar. 30	at Philadelphia	120-105
Apr. 1	at Baltimore	103-104
Apr. 3	at Philadelphia	94-98
Apr. 4	at Baltimore	128-120

Eastern Conf. Finals

Apr. 6	at New York	111-112
Apr. 9	at New York	88-107
Apr. 11	at Baltimore	114-88
Apr. 14	at Baltimore	101-80
Apr. 16	at New York	84-89
Apr. 18	at Baltimore	113-96
Apr. 19	at New York	93-91

World Championship

Apr. 21	at Milwaukee	88-98
Apr. 25	at Baltimore	83-102
Apr. 28	at Milwaukee	99-107
Apr. 30	at Baltimore	106-118

1971-72 (2-4)

Eastern Conf. Semifinals

Mar. 31	at Baltimore*	108-105
Apr. 2	at New York	88-110
Apr. 4	at Baltimore	104-103
Apr. 6	at New York	98-104
Apr. 9	at Baltimore	82-106
Apr. 11	at New York	101-107

1972-73 (1-4)

Eastern Conf. Semifinals

Mar. 30	at New York	83-95
Apr. 1	at New York	103-123
Apr. 4	at Baltimore	96-103
Apr. 6	at Baltimore	97-89
Apr. 8	at New York	99-109

1973-74 (3-4)

Eastern Conf. Semifinals

Mar. 29	at New York	91-102
Mar. 31	at Capital	99-87
Apr. 2	at New York	88-79
Apr. 5	at Capital*	93-101
Apr. 7	at New York	105-106
Apr. 10	at Capital	109-92
Apr. 12	at New York	81-91

1974-75 (8-9)

Eastern Conf. Semifinals

Apr. 10	at Washington	102-113
Apr. 12	at Buffalo	120-106
Apr. 16	at Washington	111-96
Apr. 18	at Buffalo	102-108
Apr. 20	at Washington	97-93
Apr. 23	at Buffalo	96-102
Apr. 25	at Washington	115-96

Eastern Conf. Finals

Apr. 27	at Boston	100-95
Apr. 30	at Washington	117-92
May 3	at Boston	90-101
May 7	at Washington	119-108
May 9	at Boston	99-103
May 11	at Washington	98-92

World Championship

May 18	at Washington	95-101
May 20	at Golden State	91-92
May 23	at Golden State	101-109
May 25	at Washington	95-96

1975-76 (3-4)

Eastern Conf. Semifinals

Apr. 13	at Cleveland	100-95
Apr. 15	at Washington	79-80
Apr. 17	at Cleveland	76-88
Apr. 21	at Washington	109-98
Apr. 22	at Cleveland	91-92
Apr. 26	at Washington*	102-98
Apr. 29	at Cleveland	85-87

1976-77 (4-5)

Eastern Conf. First Round

Apr. 13	at Washington	109-100
Apr. 15	at Cleveland	83-91
Apr. 17	at Washington	104-98

Eastern Conf. Semifinals

Apr. 19	at Houston	111-101
Apr. 21	at Houston*	118-124
Apr. 24	at Washington	93-90
Apr. 26	at Washington	103-107
Apr. 29	at Houston	115-123
May 1	at Washington	103-108

Lost 1-4

83-95
103-123
96-103
97-89
99-109

Lost 3-4

91-102
99-87
88-79
93-101
105-106
109-92
81-91

Won 4-3

102-113
120-106
111-96
102-108
97-93
96-102
115-96

Won 4-2

100-95
117-92
90-101
119-108
99-103
98-92

Lost 0-4

95-101
91-92
101-109
95-96

Lost 3-4

100-95
79-80
76-88
109-98
91-92
102-98
85-87

Won 2-1

109-100
83-91
104-98

Lost 2-4

111-101
118-124
93-90
103-107
115-123
103-108

* Overtime

1977-78 (14-7)

Eastern Conf. First Round

Apr. 12	at Washington	103-94
Apr. 14	at Atlanta*	107-103

Eastern Conf. Semifinals

Apr. 16	at San Antonio	103-114
Apr. 18	at San Antonio	121-117
Apr. 21	at Washington	118-105
Apr. 23	at Washington	98-95
Apr. 25	at San Antonio	105-116
Apr. 28	at Washington	103-100

Eastern Conf. Finals

Apr. 30	at Philadelphia	122-117
May 3	at Philadelphia	104-110
May 5	at Washington	123-108
May 7	at Washington	121-105
May 10	at Philadelphia	94-107
May 12	at Washington	101-99

World Championship

May 21	at Seattle	102-106
May 25	at Washington	106-98
May 28	at Washington	92-93
May 30	at Seattle*	120-116
June 2	at Seattle	94-98
June 4	at Washington	117-82
June 7	at Seattle	105-99

1978-79 (9-10)

Eastern Conf. Semifinals

Apr. 15	at Washington	103-89
Apr. 17	at Washington	99-107
Apr. 20	at Atlanta	89-77
Apr. 22	at Atlanta*	120-118
Apr. 24	at Washington	103-107
Apr. 26	at Atlanta	86-104
Apr. 29	at Washington	100-94

Eastern Conf. Finals

May 4	at Washington	97-118
May 6	at Washington	115-95
May 9	at San Antonio	114-116
May 11	at San Antonio	102-118
May 13	at Washington	107-103
May 16	at San Antonio	108-100
May 18	at Washington	107-105

World Championship

May 20	at Washington	99-97
May 24	at Washington	82-92
May 27	at Seattle	95-105
May 29	at Seattle*	112-114
June 1	at Washington	93-97

1979-80 (0-2)

Eastern Conf. First Round

Apr. 2	at Philadelphia	96-111
Apr. 4	at Washington	104-112

1981-82 (3-4)

Eastern Conf. First Round

Apr. 20	at New Jersey	96-83
Apr. 23	at Washington	103-92

Eastern Conf. Semifinals

Apr. 25	at Boston	91-109
Apr. 28	at Boston	103-102
May 1	at Washington	83-92
May 2	at Washington*	99-103
May 5	at Boston**	126-131

1983-84 (1-3)

Eastern Conf. First Round

Apr. 17	at Boston	83-91
Apr. 19	at Boston	85-88
Apr. 21	at Washington*	111-108
Apr. 24	at Washington	96-99



ALL-TIME PLAYOFF RESULTS

1984-85 (1-3)

Eastern Conf. First Round

Apr. 17	at Philadelphia
Apr. 21	at Philadelphia
Apr. 24	at Washington
Apr. 26	at Washington

Lost 1-3

97-104
94-113
118-100
98-106

1985-86 (2-3)

Eastern Conf. First Round

Apr. 18	at Philadelphia
Apr. 20	at Philadelphia
Apr. 22	at Washington
Apr. 24	at Washington
Apr. 27	at Philadelphia

Lost 2-3

95-94
97-102
86-91
116-111
109-134

1986-87 (0-3)

Eastern Conf. First Round

Apr. 24	at Detroit
Apr. 26	at Detroit
Apr. 29	at Washington

Lost 0-3

92-106
85-128
96-97

1987-88 (2-3)

Eastern Conf. First Round

Apr. 28	at Detroit
Apr. 30	at Detroit
May 2	at Washington*
May 4	at Washington
May 8	at Detroit

Lost 2-3

87-96
101-102
114-106
106-103
78-99

1996-97 (0-3)

Eastern Conf. First Round

Apr. 25	at Chicago
Apr. 27	at Chicago
Apr. 30	Chicago

Lost 0-3

86-98
104-109
95-96

2004-05 (4-6)

Eastern Conf. First Round

Apr. 24	at Chicago
Apr. 27	at Chicago
Apr. 30	at Washington
May 2	at Washington
May 4	at Chicago
May 6	at Washington

Won 4-2

94-103
103-113
117-99
106-99
112-110
94-91

Eastern Conf. Semifinals

May 8	at Miami
May 10	at Miami
May 12	at Washington
May 14	at Washington

Lost 0-4

86-105
102-108
95-102
95-99

2005-06 (2-4)

Eastern Conf. First Round

Apr. 22	at Cleveland
Apr. 25	at Cleveland
Apr. 28	at Washington
Apr. 30	at Washington
May 3	at Cleveland*
May 5	at Washington*

Lost 2-4

86-97
89-84
96-97
106-96
120-121 (OT)
113-114 (OT)

2006-07 (0-4)

Eastern Conf. First Round

Apr. 22	at Cleveland
Apr. 25	at Cleveland
Apr. 28	at Washington
Apr. 30	at Washington

Lost 0-4

82-97
102-109
92-98
90-97

2007-08 (2-4)

Eastern Conf. First Round

Apr. 19	at Cleveland
Apr. 21	at Cleveland
Apr. 24	at Washington
Apr. 27	at Washington
Apr. 30	at Cleveland
May 2	at Washington

86-93
86-116
108-72
97-100
88-87
88-105

2013-14 (6-5)

Eastern Conf. First Round

Apr. 20	at Chicago
Apr. 22	at Chicago
Apr. 25	at Washington
Apr. 27	at Washington
Apr. 29	at Chicago

WON 4-1

102-93
101-99*
97-100
98-89
75-69

Eastern Conf. Semifinals

May 5	at Indiana
May 7	at Indiana
May 9	at Washington
May 11	at Washington
May 13	at Indiana
May 15	at Washington

LOST 2-4

102-96
82-86
63-85
92-95
102-79
80-93

2014-15 (6-4)

Eastern Conf. First Round

Apr. 18	at Toronto
Apr. 21	at Toronto
Apr. 24	at Washington
Apr. 26	at Washington

WON 4-0

93-86*
117-106
106-99
125-94

Eastern Conf. Semifinals

May 3	at Atlanta
May 5	at Atlanta
May 9	at Washington
May 11	at Washington
May 13	at Atlanta
May 15	at Washington

LOST 2-4

104-98
90-106
103-101
101-106
81-82
91-94

*Overtime

2016-17 (4-2)

Eastern Conf. First Round

Apr. 16	at Washington
Apr. 19	at Washington
Apr. 22	at Atlanta
Apr. 24	at Atlanta
Apr. 26	at Washington
Apr. 28	at Atlanta

WON 4-2

114-107
109-101
98-116
101-111
103-99
115-99





FRANCHISE PLAYOFF LEADERS

GAMES PLAYED

1. Wes Unseld.....	119
2. Elvin Hayes.....	87
3. Phil Chenier.....	60
Kevin Grevey.....	60
5. Greg Ballard.....	55

POINTS

1. Elvin Hayes.....	1,997
2. Wes Unseld.....	1,260
3. Phil Chenier.....	1,088
4. Bob Dandridge.....	841
5. Kevin Grevey.....	765
6. Earl Monroe.....	706
7. Jack Marin.....	653
8. Bradley Beal.....	600
9. Antawn Jamison.....	529
10. Tom Henderson.....	490

SCORING AVERAGE

(Min. 200 Points)	G	Pts	Avg
1. Don Ohl	13	341	26.2
2. Earl Monroe	29	706	24.3
3. Gilbert Arenas	20	483	24.2
4. Elvin Hayes	87	1997	23.0
5. Bradley Beal	27	600	22.2
6. Bob Dandridge	38	841	22.1
7. Walt Bellamy	10	209	20.9
8. Antawn Jamison	26	529	20.3
9. Bailey Howell	12	241	20.1
10. John Wall	24	478	19.9

MINUTES PLAYED

1. Wes Unseld.....	4,889
2. Elvin Hayes.....	3,758
3. Phil Chenier.....	2,088
4. Kevin Grevey.....	1,570
5. Bob Dandridge.....	1,533

FIELD GOALS

1. Elvin Hayes.....	806
2. Wes Unseld.....	522
3. Phil Chenier.....	438
4. Bob Dandridge.....	346
5. Kevin Grevey.....	304

FIELD GOAL PERCENTAGE

(Min. 100 Attempts)	FGM	FGA	PCT
1. Brendan Haywood	85	145	.586
2. Marcin Gortat	130	243	.535
3. Wes Unseld	513	1040	.493
4. Antonio Daniels	59	121	.487
5. Don Ohl	134	275	.487

FREE THROWS

1. Elvin Hayes.....	385
2. Wes Unseld.....	234
3. Phil Chenier.....	212
4. Earl Monroe.....	180
5. Jack Marin.....	153

FREE THROW PERCENTAGE

(Min. 40 Made)	FT	FTA	Pct
1. Frank Johnson	46	50	.920
2. Antonio Daniels	53	60	.883
3. Caron Butler	51	60	.850
4. Phil Chenier	212	251	.845
5. Jeff Malone	75	90	.833

3-POINT FIELD GOALS MADE

1. Bradley Beal.....	59
2. Gilbert Arenas.....	43
3. Antawn Jamison.....	43
4. Paul Pierce.....	33
5. John Wall.....	19

3-POINT FIELD GOALS ATTEMPTED

1. Bradley Beal.....	169
2. Gilbert Arenas.....	135
3. Antawn Jamison.....	117
4. John Wall.....	68
5. DeShawn Stevenson.....	55

REBOUNDS

1. Wes Unseld.....	1,777
2. Elvin Hayes.....	1,131
3. Gus Johnson.....	330
4. Greg Ballard.....	286
5. Bob Dandridge.....	263

REBOUND AVERAGE

(Min. 10 Games)	G	Reb	Avg
1. Walt Bellamy	10	151	15.1
2. Wes Unseld	119	1777	14.9
3. Elvin Hayes	87	1131	13.0
4. Bailey Howell	12	135	11.3
5. Jeff Ruland	15	151	10.1

ASSISTS

1. Wes Unseld.....	453
2. Tom Henderson.....	276
3. John Wall.....	223
4. Bob Dandridge.....	179
5. Elvin Hayes.....	177

ASSISTS AVERAGE

(Min. 75 Assists)	G	Ast	Avg
1. John Wall	24	223	9.3
2. Kevin Porter	28	174	5.8
3. Tom Henderson	49	276	5.6
4. Antonio Daniels	16	85	5.3
5. Gilbert Arenas	20	105	5.3



WIZARDS INDIVIDUAL SINGLE GAME HIGHS (PLAYOFFS)

Points			
46	Elvin Hayes	vs Buffalo	April 20, 1975
Field Goals Made			
19	Elvin Hayes	at New York	March 29, 1974
	Elvin Hayes	vs Buffalo	April 20, 1975
Field Goals Attempted			
35	Earl Monroe	vs New York	March 27, 1969
Field Goal Percentage (min. 10 attempts)			
.923 (12-for-13)	Wes Unseld	vs San Antonio	May 6, 1979
Most Field Goals Made Without a Miss			
8	Tom Kozelko	at New York	April 12, 1974
Free Throws Made			
15	Jeff Ruland	at Boston	May 5, 1982 (2 OT)
Free Throws Attempted			
19	Gilbert Arenas	vs Miami	May 14, 2005
Most Free Throws Made Without a Miss			
11	Phil Chenier	vs New York	March 31, 1974
Three-Point Field Goals Made			
6	Gilbert Arenas	at Cleveland	May 3, 2006 (OT)
6	Trevor Ariza	vs. Chicago	April 27, 2014
6	Trevor Ariza	at Indiana	May 5, 2014
Three-Point Field Goals Attempted			
12	Gilbert Arenas	at Chicago	April 27, 2005
Most Three-Point Field Goals Made Without a Miss			
6	Trevor Ariza	at Indiana	May 5, 2014
Consecutive Games with a Three-Point Field Goal Made			
13	Antawn Jamison	April 30, 2006-May 2, 2008	
Rebounds			
34	Wes Unseld	at New York	March 29, 1970
Offensive Rebounds			
11	Elvin Hayes	at San Antonio	April 16, 1978
	Wes Unseld	at San Antonio	May 11, 1979
	Elvin Hayes	at Seattle	May 27, 1979
Defensive Rebounds			
19	Elvin Hayes	at Cleveland	April 15, 1977
Assists			
17	John Wall	at Toronoto	April 21, 2015
Steals			
6	Elvin Hayes	vs Atlanta	April 24, 1979
	Gilbert Arenas	at Miami	May 8, 2005
Blocks			
9	Manute Bol	at Philadelphia	April 18, 1986
Turnovers			
8	Wes Unseld	at Atlanta	April 14, 1978 (OT)
	Jeff Ruland	at Philadelphia	April 17, 1985
Minutes Played			
54	Earl Monroe	at New York	March 26, 1970 (2 OT)





OPPONENT INDIVIDUAL SINGLE GAME HIGHS (PLAYOFFS)

Points				
55	Michael Jordan	at Chicago	April 27, 1997	
Field Goals Made				
22	Michael Jordan	at Chicago	April 27, 1997	
Field Goals Attempted				
43	Jerry West	vs Los Angeles	April 9, 1965	
Field Goals Percentage (min. 10 attempts)				
11-for-12	Drew Gooden III	at Cleveland	April 25, 2006	
Most Field Goals Made Without a Miss				
5	Gene Wiley	vs Los Angeles	April 9, 1965	
	Dennis Rodman	at Detroit	May 8, 1988	
Free Throws Made				
20	Jerry West	at Los Angeles	April 5, 1965	
Free Throws Attempted				
21	Jerry West	at Los Angeles	April 3, 1965	
	Jerry West	at Los Angeles	April 5, 1965	
Most Free Throws Made Without a Miss				
10	Michael Jordan	at Chicago	April 27, 1997	
	LeBron James	vs Cleveland	May 2, 2008	
	D.J. Augustian	vs Chicago	April 20, 2014	
	Lou Williams	at Toronto	April 21, 2015	
Three-Point Field Goals Made				
8	Mike Dunleavy	vs Chicago	April 25, 2014	
Three-Point Field Goals Attempted				
13	Damon Jones	vs Miami	May 14, 2005	
	Wally Szczerbiak	vs Cleveland	May 2, 2008	
Most Three-Point Field Goals Made Without a Miss				
5	Kirk Hinrich	at Chicago	April 27, 2005	
Rebounds				
36	Willis Reed	at New York	April 2, 1970	
Offensive Rebounds				
15	Moses Malone	at Houston	April 21, 1977 (OT)	
Defensive Rebounds				
17	Paul Silas	at Boston	May 3, 1975	
Assists				
17	Walt Frazier	vs New York	March 30, 1969	
Steals				
6	Moses Malone	at Philadelphia	April 17, 1985	
Blocks				
8	Caldwell Jones	at Philadelphia	May 3, 1978	
Turnovers				
10	LeBron James	at Cleveland	April 25, 2006	
Minutes Played				
55	Walt Frazier	at New York	March 26, 1970 (2 OT)	



WIZARDS SINGLE GAME TEAM HIGHS (PLAYOFFS)

Points	131	vs St Louis	March 27, 1965
Points in a Quarter	43	vs Philadelphia	April 4, 1971 (2nd quarter)
Points in a Half	77	vs St Louis	March 27, 1965 (2nd half)
Points in Overtime	16	vs Detroit	May 2, 1988
Field Goals Made	50	vs St Louis at Philadelphia at San Antonio vs San Antonio vs Philadelphia	March 27, 1965 March 26, 1971 April 18, 1978 April 21, 1978 May 7, 1978
Field Goals Attempted	112	vs Los Angeles vs Milwaukee at Philadelphia	April 7, 1965 April 30, 1971 April 30, 1978 (OT)
Field Goal Percentage	.568 (50-for-88)	vs San Antonio	April 18, 1978
Free Throws Made	44	at Philadelphia	March 30, 1971
Free Throws Attempted	59	at Philadelphia	March 30, 1971
Free Throw Percentage	.929 (26-for-28)	vs Boston	April 28, 1982
Free Throws Made Without a Miss	None		
Three-Point Field Goals Made	15	vs Toronto	April 26, 2015
Three-Point Field Goals Attempted	32	at Atlanta	April 24, 2017
Three-Point Field Goal Percentage (min. 10 attempts)	.625 (10-for-14)	vs Indiana	May 5, 2014
Rebounds	76	vs Los Angeles	April 7, 1965
Offensive Rebounds	29	at Atlanta	April 26, 1979
Defensive Rebounds	44 44	vs Seattle at Indiana	June 4, 1978 May 13, 2014
Assists	34	vs Philadelphia	May 7, 1978
Steals	16	at Atlanta	April 28, 2017
Blocks	13	vs Philadelphia	April 22, 1986
Turnovers	29	at New York vs Golden State	April 9, 1971 May 25, 1975





WIZARDS SINGLE GAME TEAM LOWS (PLAYOFFS)

Points	63	vs Indiana	May 9, 2014
Points in a Quarter	10	at New York at Boston	April 12, 1974 (3rd quarter) May 3, 1975 (3rd quarter)
Points in a Half	30	at New York vs Seattle	April 12, 1974 (2nd half) May 24, 1979 (2nd half)
Points in Overtime	4	at Toronto	April 18, 2015
Field Goals Made	24	vs Indiana	May 9, 2014
Field Goals Attempted	67	at Chicago vs Chicago	April 25, 1997 April 30, 1997
Free Throws Made	5	at Indiana	May 7, 2014
Free Throws Attempted	10	vs New York at Boston	April 4, 1973 April 17, 1984
Three-Point Field Goals Made	0	Many times vs Detroit	Last: May 4, 1988
Three-Point Field Goals Attempted	0	Many times vs Detroit	Last: May 4, 1988
Rebounds	29	vs Philadelphia at Philadelphia vs Miami	April 26, 1985 April 18, 1986 May 12, 2005
Offensive Rebounds	5	vs Cleveland	April 24, 2008
Defensive Rebounds	18	vs Philadelphia	April 26, 1985
Assists	7	at New York	April 16, 1971
Steals	2	vs New York	April 7, 1974
Blocks	0	vs Seattle vs Cleveland	May 21, 1978 April 30, 2007
Turnovers	5	at Cleveland	April 25, 2007



OPPONENT SINGLE GAME TEAM HIGHS (PLAYOFFS)

Points	134	vs Philadelphia	April 27, 1986
Points in a Quarter	46	vs St Louis	March 26, 1965 (4th quarter)
Points in a Half	76	vs Detroit	April 26, 1987 (1st half)
Points in Overtime	16	vs Houston	April 21, 1977
Field Goals Made	58	vs Houston	April 21, 1977 (OT)
Field Goals Attempted	115	vs New York	March 26, 1970 (2 OT)
Field Goal Percentage	.576 (38-for-66)	at Miami	May 10, 2005
Free Throws Made	40	vs Philadelphia	May 5, 1978
Free Throws Attempted	55	vs Philadelphia	May 5, 1978
Free Throw Percentage	.935 (29-for-31)	at Philadelphia	April 2, 1980
Free Throws Made Without a Miss	None		
Three-Point Field Goals Made	13	vs Chicago vs Cleveland at Atlanta	May 4, 2005 April 27, 2008 May 3, 2015
Three-Point Field Goals Attempted	38	at Atlanta	May 3, 2015
Three-Point Field Goal Percentage (min. 10 attempts)	.565 (13-for-23)	at Chicago	May 4, 2005
Three-Point Field Goals Made Without a Miss	2	vs Boston vs Philadelphia	April 21, 1984 (OT) April 21, 1985
Rebounds	87	vs New York	April 2, 1970
Offensive Rebounds	27	vs Seattle	June 7, 1978
Defensive Rebounds	45	vs Detroit	April 26, 1987
Assists	38	vs Philadelphia	April 27, 1986
Steals	17	vs Golden State	May 23, 1975
Blocks	15	vs Philadelphia vs Boston	May 3, 1978 May 1, 1982
Turnovers	31	vs Golden State	May 25, 1975





OPPONENT SINGLE GAME TEAM LOWS (PLAYOFFS)

Points	69	at Chicago	April 29, 2014
Points in a Quarter	11	at Chicago	April 29, 2014 (3rd quarter)
	11	vs. Indiana	May 11, 2014 (2nd quarter)
Points in a Half	28	at Chicago	April 29, 2014 (2nd half)
Points in Overtime	6	vs New York	March 31, 1972
Field Goals Made	25	at Chicago	April 29, 2014
Field Goals Attempted	66	at Miami	May 10, 2005
Free Throws Made	3	at Houston	April 19, 1977
Free Throws Attempted	6	at Houston	April 19, 1977
Three-Point Field Goals Made	0	Many times at Detroit	Last: May 8, 1988
Three-Point Field Goals Attempted	0	vs Philadelphia	April 26, 1985
Rebounds	23	at Indiana	May 13, 2014
Offensive Rebounds	4	at Indiana	May 7, 2014
	4	vs. Indiana	May 9, 2014
	4	at Indiana	May 13, 2014
Defensive Rebounds	18	vs Chicago	April 30, 1997
Assists	10	vs St Louis vs Boston	March 30, 1965 May 2, 1982 (OT)
Steals	2	at Cleveland	April 25, 2007
	2	at Chicago	April 27, 2014
Blocks	0	vs Boston vs Philadelphia vs Detroit	May 11, 1975 May 7, 1978 April 29, 1987
Turnovers	7	at Boston vs Cleveland	April 17, 1984 May 2, 2008



TWO TEAMS COMBINED HIGHS (PLAYOFFS)

Points	301	vs Detroit	February 6, 1970 (2 OT)
Points in a Quarter	89	vs Denver	December 29, 1990 (4th quarter)
Points in a Half	165	vs Los Angeles	February 6, 1972 (2nd half)
Points in Overtime	38	vs Cleveland	December 21, 1992
Field Goals Made	123	vs Denver	December 29, 1990
Field Goals Attempted	253	vs Cincinnati	December 22, 1965 (OT)
Free Throws Made	80	vs Golden State	February 5, 1990
Free Throws Attempted	107	vs New York	November 18, 1965
Three-Point Field Goals Made	31	vs Miami	April 4, 2008
Three-Point Field Goals Attempted	63	at Atlanta	May 3, 2015
Rebounds	160	vs Syracuse	February 6, 1962
Assists	76	vs San Antonio	November 9, 1979
Steals	35	vs Milwaukee vs Milwaukee	December 3, 1992 April 2, 1994
Blocks	31	vs Indiana	February 26, 1987
Turnovers	62	vs Cleveland	December 30, 1974

TWO TEAMS COMBINED LOWS (PLAYOFFS)

Points	142	vs Toronto	October 30, 2002
Points in a Quarter	22	vs Orlando	January 6, 2009 (2nd quarter)
Points in a Half	57	vs Chicago	January 5, 2000 (2nd half)
Points in Overtime	6	vs Philadelphia vs Philadelphia	November 15, 1975 March 24, 1990
Field Goals Made	53	vs Indiana	April 3, 2005
Field Goals Attempted	129	vs New York	December 27, 2000
Free Throws Made	14	vs Vancouver	January 27, 1996
Free Throws Attempted	20	vs Detroit	December 16, 1993
Three-Point Field Goals Made	0	Many times vs New Jersey	Last: April 18, 1991
Three-Point Field Goals Attempted	0	Many times vs Chicago	Last: March 16, 1988
Rebounds	56	vs San Diego	March 19, 1982
Assists	11	vs Boston	October 16, 1963
Turnovers	12	vs Chicago	March 23, 2009





WASHINGTON WIZARDS

OPPONENTS





BOSTON CELTICS

Managing Partner, Governor, & CEOWyc Grousbeck
 President.....Rich Gotham
 President of Basketball Operations Danny Ainge
 Head Coach.....Brad Stevens
 Assistant CoachesJay Larranaga, Walter McCarty,
 Micah Shrewsberry, Jamie Young, Darren Erman
 Athletic Trainer.....Ed Lacerte
 Head Strength and Conditioning Coach..... Bryan Doo
 Vice President Media Relations/Alumni Relations Jeff Twiss
 Senior Director of Public Relations.....Heather Walker
 Media Relations ManagerBrian Olive
 Communications Coordinator.....Taylor Kieplinski-Rogers
 Home Court.....TD Garden (18,624)
 Radio.....WEEI-AM (850); Sean Grande, Cedric Maxwell
 TV.....Comcast SportsNet; Mike Gorman, Tom Heinsohn, Brian Scalabrine, Abby Chin

2016-17 vs. WIZARDS: 11/9 at WAS (W, 118-93), 1/11 at BOS (L, 117-108), 1/24 at WAS (W, 123-108), 3/20 at BOS (L, 110-102)

2016-17 FINISH: 53-29 (.646) First in Atlantic Division

PLAYOFF RESULTS: Defeated Bulls, 4-2, in First Round

2016-17 SEASON SERIES WASHINGTON VS. BOSTON

PLAYER	G-GS	MIN	FG-FGA	PCT	3FG-FGA	PCT	FT-FTA	PCT	OFF	DEF	TOT	AST	PF-DQ	STL	TO	BLK	PTS	AVG	HI
BEAL	4-4	125	28-62	.452	9-26	.346	19-23	.826	4	8	12	13	9-0	5	11	2	84	21.0	28
WALL	4-4	128	23-70	.329	3-12	.250	25-33	.758	6	15	21	35	8-0	10	15	3	74	18.5	22
MORRIS	4-4	118	24-54	.444	5-12	.417	15-18	.833	7	22	29	6	14-0	8	8	4	68	17.0	22
PORTER	4-4	124	20-35	.571	7-15	.467	2-4	.500	8	17	25	7	9-0	2	2	2	49	12.3	21
BOGDANOVIC (TOT)	2-1	41	7-16	.438	4-9	.444	3-3	1.000	0	8	8	4	3-0	1	6	0	21	10.5	16
BOGDANOVIC (WAS)	1-0	15	2-6	.333	1-4	.250	0-0	---	0	2	2	0	1-0	0	2	0	5	5.0	5
GORTAT	4-4	119	16-26	.615	0-0	---	3-4	.750	15	29	44	4	13-0	5	8	4	35	8.8	15
JENNINGS (TOT)	5-1	143	11-35	.314	6-21	.286	4-6	.667	0	16	16	24	13-0	6	6	1	32	6.4	18
JENNINGS (WAS)	1-0	14	2-5	.400	1-3	.333	0-0	---	0	2	2	6	2-0	0	1	0	5	5.0	5
BURKE	3-0	44	8-17	.471	1-5	.200	0-1	.000	0	3	3	5	2-0	2	4	0	17	5.7	9
McCLELLAN	2-0	13	4-6	.667	2-4	.500	0-0	---	0	4	4	0	1-0	2	0	1	10	5.0	7
SATORANSKY	3-0	44	7-12	.583	1-4	.250	0-0	---	2	5	7	2	4-0	1	4	0	15	5.0	9
QUBRE	3-0	71	5-24	.208	2-11	.182	2-4	.500	1	6	7	4	8-0	4	2	1	14	4.7	5
THORNTON	2-0	37	4-13	.308	1-4	.250	0-0	---	1	1	2	1	2-0	0	1	0	9	4.5	5
MAHINMI	1-0	20	1-2	.500	0-0	---	2-2	1.000	5	5	10	0	4-0	0	3	0	4	4.0	4
NICHOLSON	3-0	31	3-10	.300	1-2	.500	2-4	.500	2	5	7	0	3-0	2	3	2	9	3.0	9
SMITH	4-0	52	5-14	.357	1-3	.333	1-2	.500	3	13	16	3	13-0	1	11	4	12	3.0	8
OCHFUFU	2-0	6	0-2	.000	0-0	---	0-0	---	0	2	2	1	0-0	0	0	0	0	0.0	0
WIZARDS	4	960	152-358	.425	35-105	.333	71-95	.747	54	139	193	87	93-0	42	77	23	410	102.5	112
HAWKS	4	960	140-340	.412	34-107	.318	78-108	.722	43	141	184	88	78-0	45	75	23	392	98.0	114
HARDAWAY	4-1	110	24-47	.511	8-20	.400	16-17	.941	4	8	12	7	9-0	3	3	2	72	18.0	29

2016-17 SEASON SERIES BOSTON VS. WASHINGTON

PLAYER	G-GS	MIN	FG-FGA	PCT	3FG-FGA	PCT	FT-FTA	PCT	OFF	DEF	TOT	AST	PF-DQ	STL	TO	BLK	PTS	AVG	HI
MILLSAP	3-3	87	17-41	.415	4-11	.364	10-18	.556	3	15	18	9	5-0	5	6	2	48	16.0	28
SCHRODER	4-4	115	21-55	.382	3-15	.200	16-18	.889	1	10	11	16	9-0	1	22	0	61	15.3	20
HOWARD	4-4	125	20-38	.526	0-0	---	17-30	.567	20	40	60	6	11-0	7	12	4	57	14.3	20
ILYASOVA (TOT)	3-3	78	14-31	.452	7-16	.438	4-5	.800	5	14	19	3	12-1	2	2	1	39	13.0	18
ILYASOVA (ATL)	1-1	26	2-8	.250	0-3	.000	1-1	1.000	1	7	8	2	5-0	1	1	1	5	5.0	5
SCOTT	1-0	11	4-6	.667	1-2	.500	2-2	1.000	1	3	4	0	1-0	1	1	1	11	11.0	11
SEFOLOSHA	4-2	96	12-21	.571	4-6	.667	2-4	.500	4	11	15	11	7-0	10	3	2	30	7.5	13
BAZEMORE	3-3	74	7-28	.250	3-11	.273	5-5	1.000	1	5	6	7	8-0	3	7	3	22	7.3	15
MUSCALA	4-0	69	11-21	.524	3-8	.375	2-2	1.000	4	10	14	4	8-0	3	2	5	27	6.8	10
DUNLEAVY (TOT)	3-0	49	6-18	.333	3-11	.273	1-1	1.000	1	3	4	5	4-0	2	1	0	16	5.3	9
DUNLEAVY (ATL)	2-0	36	6-15	.400	3-8	.375	1-1	1.000	1	3	4	4	2-0	2	1	0	16	8.0	9
DELANEY	4-0	72	6-23	.261	2-7	.286	4-8	.500	0	6	6	12	2-0	3	4	0	18	4.5	8
KORVER	2-2	42	3-13	.231	2-9	.222	0-0	---	0	6	6	6	4-0	2	6	0	8	4.0	5
PRINCE	3-0	44	4-12	.333	1-6	.167	0-0	---	1	6	7	4	4-0	4	3	1	9	3.0	7
HUMPHRIES	4-0	44	2-9	.222	0-1	.000	2-2	1.000	2	8	10	0	3-0	0	3	2	6	1.5	6
BEMBRY	2-0	10	1-3	.333	0-0	---	0-0	---	0	3	3	0	0-0	0	0	0	2	1.0	2
HAWKS	4	960	140-340	.412	34-107	.318	78-108	.722	43	141	184	88	78-0	45	75	23	392	98.0	114



BOSTON CELTICS

226 CAUSEWAY STREET, 4TH FLOOR, BOSTON, MA 02114

PHONE: 617-854-8000 • CELTICS.COM

YEAR-BY-YEAR RECORD

Season	Home	Road	Neutral	Total	Season	Home	Road	Neutral	Total
1961-62	1-4	0-2	0-3	1-9	1989-90	2-1	1-1		3-2
1962-63	2-2	0-2	0-4	2-8	1990-91	1-2	0-3		1-5
1963-64	1-4	0-2	0-3	1-9	1991-92	1-1	0-2		1-3
1964-65	2-3	1-3	0-1	3-7	1992-93	1-1	0-3		1-4
1965-66	3-2	0-4	0-1	3-7	1993-94	1-2	1-1		2-3
1966-67	0-4	0-4	1-0	1-8	1994-95	0-2	1-1		1-3
1967-68	2-2	1-3		3-5	1995-96	1-1	1-1		2-2
1968-69	4-0	1-2		5-2	1996-97	2-0	2-0		4-0
1969-70	2-1	3-1		5-2	1997-98	2-0	0-3		2-3
1970-71	2-1	1-2		3-3	1998-99	1-1	0-2		1-3
1971-72	1-0	1-1	1-0	2-2	1999-00	0-2	1-1		1-3
1972-73	1-1	0-3	0-1	1-5	2000-01	1-1	0-2		1-3
1973-74	3-0	1-2		4-2	2001-02	1-1	0-2		1-3
1974-75	1-1	1-1		2-2	2002-03	1-1	2-0		3-1
1975-76	1-1	1-2		2-3	2003-04	1-1	0-2		1-3
1976-77	2-0	2-0		4-0	2004-05	1-1	0-2		1-3
1977-78	2-0	1-1		3-1	2005-06	1-1	2-0		3-1
1978-79	2-0	2-0		4-0	2006-07	2-0	1-0		3-0
1979-80	0-3	2-1		2-4	2007-08	1-0	2-1		3-1
1980-81	0-3	1-2		1-5	2008-09	0-1	0-2		0-3
1981-82	0-3	0-3		0-6	2009-10	0-2	1-1		1-3
1982-83	2-1	1-2		3-3	2010-11	2-0	0-2		2-2
1983-84	0-3	2-1		2-4	2011-12	0-2	0-2		0-4
1984-85	1-2	0-3		1-5	2012-13	0-1	0-2		0-3
1985-86	1-2	0-3		1-5	2013-14	1-1	2-0		3-1
1986-87	1-2	1-2		2-4	2014-15	2-0	0-1		2-1
1987-88	1-2	0-3		1-5	2015-16	0-2	0-2		0-4
1988-89	3-0	1-2		4-2	2016-17	2-0	0-2		2-2
					Totals:	69-75	40-99	2-13	111-187

WIZARDS VS. BOSTON SERIES FACTS

Wizards largest margin of victory:	45 (114-69, 10/31/02)
Wizards high point total:	147 (3/17/68)
Wizards low point total:	72 (3/9/01)
Celtics largest margin of victory:	46 (153-107, 11/27/70)
Celtics high point total:	153 (11/27/70)
Celtics low point total:	69 (10/31/02)

	at WASHINGTON	at BOSTON	OVERALL
Wizards last won:	1/24/17 (123-108)	4/16/14 (118-102)	1/24/17 (101-108)
Celtics last won:	1/25/16(116-91)	3/20/17(110-102)	3/20/17(110-102)
Wizards streak:	Won two	Lost five	Last one

CAREER THROUGH 2016-17 VS. BOSTON

PLAYER	G-GS	MIN	FG-FGA	PCT	3FG-FGA	PCT	FT-FTA	PCT	OFF	DEF	TOT	AST	PF-DQ	STL	TO	BLK	PTS	AVG	HI
WALL	23-22	800	154-370	.416	27-69	.391	98-127	.772	18	84	102	201	46-0	39	99	13	433	18.8	28
BEAL	17-16	579	101-248	.407	24-72	.333	56-68	.824	24	41	65	55	46-1	19	39	8	282	16.6	28
MORRIS	14-9	399	74-150	.493	15-33	.455	47-61	.770	18	80	98	23	44-2	25	25	12	210	15.0	22
JENNINGS	23-19	739	97-285	.340	36-114	.316	44-55	.800	11	54	65	148	55-0	27	47	3	274	11.9	34
BOGDANOVIC	9-2	211	32-69	.464	13-34	.382	5-5	1.000	4	18	22	15	10-0	3	15	0	82	9.1	19
PORTER	14-8	347	50-106	.472	14-39	.359	12-14	.857	17	47	64	14	23-0	9	9	6	126	9.0	23
BURKE	8-4	199	28-80	.350	9-35	.257	6-7	.857	3	11	14	33	14-0	8	10	1	71	8.9	23
GORTAT	30-18	698	101-195	.518	0-0	---	34-45	.756	65	156	221	32	69-1	15	42	32	236	7.9	15
MAHINMI	16-3	275	33-60	.550	0-1	.000	30-43	.698	22	36	58	5	40-0	7	17	11	96	6.0	13
SMITH	22-3	345	56-115	.487	2-10	.200	15-17	.882	16	45	61	16	55-0	9	28	20	129	5.9	20
MCCLELLAN	2-0	13	4-6	.667	2-4	.500	0-0	---	0	4	4	0	1-0	2	0	1	10	5.0	7
SATORANSKY	3-0	44	7-12	.583	1-4	.250	0-0	---	2	5	7	2	4-0	1	4	0	15	5.0	9
QUBRE	7-0	100	10-37	.270	3-15	.200	2-6	.333	3	10	13	5	11-0	4	5	2	25	3.6	6
OCHEFU	2-0	6	0-2	.000	0-0	---	0-0	---	0	2	2	1	0-0	0	0	0	0	0.0	0
WALL	23-23	852	151-374	.404	8-48	.167	104-128	.813	11	106	117	202	66-0	54	101	18	414	18.0	36
BEAL	16-15	484	96-213	.451	27-66	.409	33-36	.917	7	41	48	38	35-0	16	39	7	252	15.8	35





CELTICS ROSTER

PLAYER	NO.	POS	HT	WT	BIRTHDATE	AGE	EXP	FROM
Avery Bradley	0	G	6-2	180	NOV 26, 1990	26	6	Texas
Isaiah Thomas	4	G	5-9	185	FEB 07, 1989	28	5	Washington
Jaylen Brown	7	F	6-7	225	OCT 24, 1996	20	R	California
Jonas Jerebko	8	F	6-10	231	MAR 02, 1987	30	6	Kinna, Sweden
Demetrius Jackson	9	G	6-1	201	SEP 07, 1994	22	R	Notre Dame
Terry Rozier	12	G	6-2	190	MAR 17, 1994	23	1	Louisville
James Young	13	G-F	6-6	215	AUG 16, 1995	21	2	Kentucky
Gerald Green	30	F	6-7	205	JAN 26, 1986	31	9	Gulf Shores Aca (TX)
Marcus Smart	36	G	6-4	220	MAR 06, 1994	23	2	Oklahoma State
Kelly Olynyk	41	C-F	7-0	238	APR 19, 1991	25	3	Gonzaga
Al Horford	42	C	6-10	245	JUN 03, 1986	30	9	Florida
Tyler Zeller	44	C	7-0	253	JAN 17, 1990	27	4	North Carolina
Jordan Mickey	55	F	6-8	235	JUL 09, 1994	22	1	Louisiana State
Amir Johnson	90	F	6-9	240	MAY 01, 1987	29	11	Westchester HS (Los Angeles)
Jae Crowder	99	F	6-6	235	JUL 06, 1990	26	4	Marquette

HEAD COACH

Brad Stevens (DePauw)

ASSISTANT COACHES

Jamie Young (Blackburn College)

Jay Larranaga (Bowling Green State)

Walter McCarty (Kentucky)

Micah Shrewsberry (Hanover)

Jerome Allen (Pennsylvania)

TRAINER

Ed Lacerte (Boston University)



CLEVELAND CAVALIERS

Majority Owner/Chairman..... Dan Gilbert
 Vice Chairmen..... Jeff Cohen, Nate Forbes
 General Manager..... David Griffin
 Assistant General Manager..... Trent Redden
 Director of Pro Player Personnel..... Koby Altman
 Head Coach..... Tyronn Lue
 Associate Head Coach..... Larry Drew
 Assistant Coaches..... Jim Boylan, Mike Longabardi, James Posey, Damon Jones
 High Performance Director..... Alex Moore
 Head Athletic Trainer..... Stephen Spiro
 Performance Specialist..... Dereck Millender
 Director of Team Operations..... Mark Cashman
 CEO..... Len Komoroski
 President of Business Operations..... Kerry Bubolz
 Senior Vice President, Communications..... Tad Carper
 Director of Basketball Communications..... B.J. Evans
 Basketball Communications Manager..... Jeff Schaefer
 Basketball Communications Coordinator..... Cherome Owens
 Basketball Communications Assistant..... Alyssa Dombrowski
 Senior Director of Corporate Communications..... Phyllis Salem
 Home Court..... Quicken Loans Arena (20,562)
 Radio..... WTAM (1100 AM); John Michael, Jim Chones, Mike Snyder
 Spanish Radio..... LA MEGA (87.7 FM); Rafael Hernández Brito
 TV..... FOX Sports Ohio; Fred McLeod, Austin Carr, Allie Clifton

2016-17 vs. WIZARDS: 11/11 at WAS (L, 105-94), 2/6 at WAS (L, 140-135 OT), 3/25 at CLE (W, 127-115)

2016-17 FINISH: 51-31 (.622) First in Central Division

PLAYOFF RESULTS: Defeated Pacers, 4-0, in First Round

2016-17 SEASON SERIES WASHINGTON VS. CLEVELAND

PLAYER	G-GS	MIN	FG-FGA	PCT	3FG-FGA	PCT	FT-FTA	PCT	OFF	DEF	TOT	AST	PF-DQ	STL	TO	BLK	PTS	AVG	HI
WIZARDS	4	960	152-358	.425	35-105	.333	71-95	.747	54	139	193	87	93-0	42	77	23	410	102.5	112
BEAL	4-4	115	32-67	.478	11-23	.478	13-15	.867	4	8	12	11	11-0	4	12	1	88	22.0	35
WALL	4-4	141	25-67	.373	2-13	.154	19-23	.826	3	18	21	33	8-0	9	15	3	71	17.8	27
PORTER	4-4	128	29-43	.674	7-12	.583	3-3	1.000	11	16	27	10	7-0	6	0	3	68	17.0	34
BOGDANOVIC (TOT)	3-2	80	20-41	.488	5-20	.250	4-5	.800	5	14	19	4	6-0	2	7	1	49	16.3	21
BOGDANOVIC (WAS)	1-0	28	5-12	.417	0-5	.000	4-5	.800	3	3	6	2	4-0	1	3	1	14	14.0	14
THORNTON	1-0	34	5-13	.385	2-5	.400	4-4	1.000	2	2	4	4	3-0	3	1	0	16	16.0	16
MORRIS	4-4	119	20-56	.357	4-17	.235	8-10	.800	5	25	30	9	10-0	3	6	3	52	13.0	19
GORTAT	4-4	108	20-30	.667	0-0	---	3-6	.500	14	17	31	7	8-0	1	5	2	43	10.8	16
BURKE	3-0	37	11-17	.647	3-5	.600	1-2	.500	2	1	3	7	4-0	0	1	0	26	8.7	18
SMITH	4-0	64	12-22	.545	3-6	.500	4-6	.667	3	13	16	5	13-1	1	3	1	31	7.8	13
JENNINGS (TOT)	4-0	85	7-23	.304	4-13	.308	9-11	.818	3	10	13	16	6-0	2	5	1	27	6.8	11
JENNINGS (WAS)	1-0	15	3-7	.429	1-3	.333	3-3	1.000	0	1	1	7	1-0	0	0	0	10	10.0	10
QUBRE	4-0	70	6-17	.353	3-9	.333	0-0	---	0	11	11	0	10-0	3	3	4	15	3.8	11
MCLELLAN	3-0	20	3-5	.600	1-3	.333	0-0	---	0	4	4	1	2-0	0	0	0	7	2.3	5
OCHEFU	2-0	4	2-2	1.000	0-0	---	0-0	---	1	2	3	0	2-0	0	1	0	4	2.0	2
SATORANSKY	3-0	53	3-8	.375	0-1	.000	0-2	.000	2	3	5	5	2-0	1	0	0	6	2.0	4
MCCULLOUGH (TOT)	2-0	6	1-3	.333	0-0	---	0-0	---	2	1	3	0	0-0	0	0	0	2	1.0	2
MAHINMI	1-0	17	0-1	.000	0-0	---	0-0	---	1	3	4	0	0-0	0	1	0	0	0.0	0
NICHOLSON	1-0	5	0-0	---	0-0	---	0-0	---	0	2	2	1	0-0	0	0	1	0	0.0	0

2016-17 SEASON SERIES CLEVELAND VS. WASHINGTON

PLAYER	G-GS	MIN	FG-FGA	PCT	3FG-FGA	PCT	FT-FTA	PCT	OFF	DEF	TOT	AST	PF-DQ	STL	TO	BLK	PTS	AVG	HI
WIZARDS	4	960	176-367	.480	37-102	.363	62-79	.785	51	129	180	102	85-1	32	54	19	451	112.8	123
CELTICS	4	960	156-344	.453	47-138	.341	69-92	.750	45	117	162	84	73-0	30	54	20	428	107.0	117
THOMAS	4-4	143	34-85	.400	9-33	.273	34-38	.895	7	9	16	32	11-0	4	13	0	111	27.8	38
BRADLEY	2-2	72	17-30	.567	7-15	.467	0-1	.000	4	8	12	6	6-0	3	1	1	41	20.5	21
HORFORD	3-3	102	22-35	.629	4-10	.400	6-9	.667	3	17	20	12	5-0	3	4	5	54	18.0	22
CROWDER	3-3	106	18-30	.600	10-19	.526	7-8	.875	5	15	20	5	5-0	5	3	2	53	17.7	20
SMART	4-2	126	17-51	.333	6-21	.286	12-18	.667	4	10	14	8	14-0	5	7	1	52	13.0	20
JEREKO	3-0	52	8-12	.667	2-6	.333	1-2	.500	4	10	14	1	3-0	0	2	3	19	6.3	8
OLYNYK	4-0	89	10-27	.370	3-12	.250	0-0	---	5	21	26	5	9-0	0	6	4	23	5.8	9
BROWN	3-1	57	7-14	.500	1-4	.250	2-3	.667	1	9	10	2	6-0	2	5	0	17	5.7	8
JOHNSON	3-3	50	7-13	.538	1-2	.500	0-0	---	3	3	6	1	9-0	2	3	2	15	5.0	11
ZELLER	2-1	21	5-8	.625	0-0	---	0-0	---	3	2	5	1	0-0	0	0	1	10	5.0	6
ROZIER	4-0	69	5-19	.263	2-7	.286	3-5	.600	1	6	7	7	1-0	5	2	0	15	3.8	11
GREEN	2-0	26	2-9	.222	1-6	.167	0-1	.000	1	3	4	2	2-0	1	1	0	5	2.5	5
YOUNG	2-0	17	1-6	.167	1-3	.333	2-2	1.000	1	1	2	1	2-0	0	1	0	5	2.5	5
JACKSON	1-0	4	1-1	1.000	0-0	---	0-2	.000	0	0	0	0	0-0	0	0	0	2	2.0	2
MICKEY	3-1	28	2-4	.500	0-0	---	2-3	.667	3	3	6	1	0-0	0	3	1	6	2.0	4
CELTICS	4	960	156-344	.453	47-138	.341	69-92	.750	45	117	162	84	73-0	30	54	20	428	107.0	117
WIZARDS	4	960	176-367	.480	37-102	.363	62-79	.785	51	129	180	102	85-1	32	54	19	451	112.8	123
BEAL	3-3	106	24-50	.480	7-17	.412	9-12	.750	1	7	8	8	8-0	2	9	0	64	21.3	24
WALL	3-3	110	24-48	.500	2-7	.286	13-17	.765	0	12	12	43	6-0	5	9	2	63	21.0	26
MORRIS	3-3	105	21-43	.488	3-4	.750	6-6	1.000	7	25	32	6	10-1	3	6	3	51	17.0	24
MAHINMI	1-0	20	8-11	.727	0-0	---	0-0	---	2	1	3	1	3-0	0	1	2	16	16.0	16



CLEVELAND CAVALIERS

QUICKEN LOANS ARENA, ONE CENTER COURT, CLEVELAND, OH 44115

PHONE: 312-455-4000 • CLEVELANDCAVALIERS.COM

YEAR-BY-YEAR RECORD

Season	Home	Road	Neutral	Total	Season	Home	Road	Neutral	Total
1970-71	2-0	2-0		4-0	1993-94	1-1	0-2		1-3
1971-72	0-2	1-2	0-1	1-5	1994-95	1-1	0-2		1-3
1972-73	3-0	4-0	1-0	8-0	1995-96	0-2	1-1		1-3
1973-74	3-1	3-0		6-1	1996-97	1-1	2-0		3-1
1974-75	3-1	2-2		5-3	1997-98	2-0	0-1		2-1
1975-76	2-1	0-3		2-4	1998-99	2-0	0-1		2-1
1976-77	2-0	1-1		3-1	1999-00	1-1	0-2		1-3
1977-78	1-1	1-1		2-2	2000-01	1-1	1-1		2-2
1978-79	2-0	2-0		4-0	2001-02	1-0	1-1		2-1
1979-80	2-1	1-2		3-3	2002-03	2-0	2-0		4-0
1980-81	2-1	0-3		2-4	2003-04	1-1	1-1		2-2
1981-82	2-1	3-0		5-1	2004-05	1-0	1-1		2-1
1982-83	2-1	0-2		2-3	2005-06	2-0	1-1		3-1
1983-84	1-1	0-3		1-4	2006-07	1-1	0-1		1-2
1984-85	2-1	1-2		3-3	2007-08	2-0	0-2		2-2
1985-86	2-1	3-0		5-1	2008-09	2-0	0-2		2-2
1986-87	3-0	1-2		4-2	2009-10	1-0	0-2		1-2
1987-88	0-3	0-3		0-6	2010-11	1-1	1-1		2-2
1988-89	2-0	0-2		2-2	2011-12	1-1	1-0		2-1
1989-90	1-1	0-2		1-3	2012-13	0-1	0-2		0-3
1990-91	2-0	1-1		3-1	2013-14	0-2	0-2		2-2
1991-92	0-2	0-2		0-4	2014-15	1-1	0-2		1-3
1992-93	1-1	0-2		1-3	2015-16	1-1	1-1		2-2
					2016-17	0-2	1-0		1-2
					Totals:	66-38	42-62	1-1	109-101

WIZARDS VS. CLEVELAND SERIES FACTS

Wizards largest margin of victory:	35 (138-103, 3/29/81)		
Wizards high point total:	138 (3/29/81)		
Wizards low point total:	73 (11/11/00)		
Cavaliers largest margin of victory:	39 (131-92, 11/10/92)		
Cavaliers high point total:	140 (2/6/17, OT)		
Cavaliers low point total:	74 (12/21/82)		
	at WASHINGTON	at CLEVELAND	OVERALL
Wizards last won:	2/28/16 (113-99)	3/25/17 (127-115)	3/25/17 (127-115)
Cavaliers last won:	2/6/17 (140-135)	3/4/16 (108-83)	2/6/17 (140-135)
Wizards streak:	Lost two	Won one	Won one

CAREER THROUGH 2016-17 VS. CLEVELAND

PLAYER	G-GS	MIN	FG-FGA	PCT	3FG-FGA	PCT	FT-FTA	PCT	OFF	DEF	TOT	AST	PF-DQ	STL	TO	BLK	PTS	AVG	HI
MORRIS	12-8	330	60-138	.435	7-30	.233	23-28	.821	10	63	73	29	28-0	12	17	3	150	12.5	30
JENNINGS	26-19	810	107-290	.369	35-110	.318	57-79	.722	23	60	83	127	51-0	28	62	6	306	11.8	28
BURKE	7-1	154	33-79	.418	11-32	.344	3-6	.500	4	10	14	20	13-0	0	8	0	80	11.4	18
GORTAT	27-18	713	115-208	.553	1-2	.500	46-63	.730	63	169	232	42	64-0	16	37	39	277	10.3	24
PORTER	13-7	269	53-91	.582	10-26	.385	9-13	.692	19	31	50	17	20-0	9	8	4	125	9.6	34
BOGDANOVIC	11-5	257	39-107	.364	10-50	.200	17-19	.895	12	42	54	13	13-0	3	19	4	105	9.5	21
SMITH	22-3	356	61-113	.540	7-15	.467	20-26	.769	27	43	70	29	52-1	7	20	9	149	6.8	14
QUBRE	8-1	130	15-47	.319	4-21	.190	6-8	.750	4	23	27	2	17-0	5	7	4	40	5.0	11
MAHINMI	16-3	264	28-53	.528	0-0	---	12-29	.414	26	40	66	9	37-1	10	20	10	68	4.3	13
MCCLELLAN	3-0	20	3-5	.600	1-3	.333	0-0	---	0	4	4	1	2-0	0	0	0	7	2.3	5
OCHEFU	2-0	4	2-2	1.000	0-0	---	0-0	---	1	2	3	0	2-0	0	1	0	4	2.0	2
SATORANSKY	3-0	53	3-8	.375	0-1	.000	0-2	.000	2	3	5	5	2-0	1	0	0	6	2.0	4
MCCULLOUGH	2-0	6	1-3	.333	0-0	---	0-0	---	2	1	3	0	0-0	0	0	0	2	1.0	2
WALL	22-22	798	157-352	.446	16-45	.356	87-113	.770	12	85	97	199	46-0	40	74	14	417	19.0	29





CAVS ROSTER

PLAYER	NO.	POS	HT	WT	BIRTHDATE	AGE	EXP	FROM
Kevin Love	0	F	6-10	251	SEP 07, 1988	28	8	UCLA
James Jones	1	G-F	6-8	218	OCT 04, 1980	36	13	Miami (FL)
Kyrie Irving	2	G	6-3	193	MAR 23, 1992	25	5	Duke
Derrick Williams	3	F	6-8	240	MAY 25, 1991	25	5	Arizona
Iman Shumpert	4	G	6-5	220	JUN 26, 1990	26	5	Georgia Tech
JR Smith	5	G	6-6	225	SEP 09, 1985	31	12	St. Benedict's Prep (NJ)
Channing Frye	8	F	6-11	255	MAY 17, 1983	33	10	Arizona
Larry Sanders	9	F-C	6-11	230	NOV 21, 1988	28	5	Virginia Commonwealth
Tristan Thompson	13	C	6-9	238	MAR 13, 1991	26	5	Texas
DeAndre Liggins	14	G	6-6	209	MAR 31, 1988	29	3	Kentucky
Kay Felder	20	G	5-9	176	MAR 29, 1995	22	R	Oakland
LeBron James	23	F	6-8	250	DEC 30, 1984	32	13	St. Vincent-St. Mary HS (OH)
Richard Jefferson	24	F	6-7	233	JUN 21, 1980	36	15	Arizona
Kyle Korver	26	G	6-7	212	MAR 17, 1981	36	13	Creighton
Deron Williams	31	G	6-3	200	JUN 26, 1984	32	11	Illinois

HEAD COACH

Tyronn Lue (Nebraska)

ASSISTANT COACHES

Jim Boylan (Marquette)

Larry Drew (Missouri)

James Posey (Xavier-Ohio)

Phil Handy (Hawaii)

Mike Longabardi (Frostburg State)

TRAINER

Steve Spiro (Temple)



CAVS WON SEASON SERIES, 2-1

NATIONAL BASKETBALL ASSOCIATION

OFFICIAL SCORER'S REPORT FINAL BOX

Friday, November 11, 2016 Verizon Center, Washington, DC
Officials: #30 John Goble, #52 Scott Twardoski, #61 Courtney Kirkland

Game Duration: 2:16
Attendance: 20,356 (Sellout)

VISITOR: Cleveland Cavaliers (7-1)

POS	MIN	FG	FGA	3P	3PA	FT	FTA	OR	DR	TOT	A	PF	ST	TO	BS	+/-	PTS
23 LeBron James	F 38:06	9	18	3	4	6	9	0	10	10	5	1	2	6	2	7	27
0 Kevin Love	F 33:36	4	12	0	1	6	9	7	9	16	1	4	1	3	0	15	14
13 Tristan Thompson	C 23:00	1	4	0	0	0	0	4	3	7	1	3	1	1	3	10	2
5 JR Smith	G 34:37	5	11	5	9	2	2	0	4	4	0	4	1	0	0	21	17
2 Kyrie Irving	G 36:28	11	23	4	9	3	4	0	2	2	6	3	0	2	0	17	29
24 Richard Jefferson	10:55	0	0	0	0	0	0	0	1	1	1	0	0	0	0	-1	0
4 Iman Shumpert	26:55	2	4	0	2	2	2	2	2	4	0	2	4	2	0	1	6
3 Mike Dunleavy	12:53	0	3	0	3	0	0	0	0	0	1	2	0	0	0	-12	0
20 Kay Felder	7:32	1	2	0	0	0	0	0	2	2	0	1	0	0	0	-2	2
8 Channing Frye	14:20	3	8	2	4	0	0	0	0	0	1	0	0	1	1	-1	8
1 James Jones	0:50	0	1	0	1	0	0	0	1	1	0	0	0	0	0	0	0
12 Jordan McRae	0:50	0	0	0	0	0	0	0	0	0	0	0	0	0	0	0	0
00 Chris Andersen	DNP - Coach's Decision																
240:00		36	86	14	33	19	26	13	34	47	16	21	9	15	6	11	105
																	43.7% 42.4% 73.1% TM REB: 10 TOT TO: 15 (16 PTS)

HOME: WASHINGTON WIZARDS (2-6)

POS	MIN	FG	FGA	3P	3PA	FT	FTA	OR	DR	TOT	A	PF	ST	TO	BS	+/-	PTS
22 Otto Porter Jr.	F 33:36	5	11	1	3	0	0	3	5	8	5	3	0	2	1	-11	11
5 Markieff Morris	F 33:10	6	14	1	3	7	7	1	4	5	1	2	1	1	1	-10	20
13 Marcin Gortat	C 25:42	2	5	0	0	2	4	11	15	1	3	1	2	0	-15	4	
15 Marcus Thornton	G 20:43	0	5	0	2	2	2	0	1	1	1	1	1	1	0	-13	2
2 John Wall	G 35:04	12	24	1	3	3	5	1	1	2	3	3	2	6	1	-18	28
31 Tomas Satoransky	20:08	3	7	0	0	2	2	1	1	2	2	0	1	1	0	0	8
12 Kelly Oubre Jr.	21:16	5	8	0	1	0	0	0	6	6	0	4	1	1	1	1	10
33 Trey Burke	22:08	4	7	0	1	1	0	2	2	3	0	0	0	0	3	9	
14 Jason Smith	14:35	0	1	0	0	0	0	0	3	3	0	5	0	1	1	10	0
9 Sheldon McClellan	12:00	1	5	0	3	0	0	0	1	1	0	0	0	0	0	-2	2
4 Danuel House	0:50	0	0	0	0	0	0	0	1	1	0	0	0	0	0	0	0
32 Daniel Ochefu	0:50	0	0	0	0	0	0	0	0	0	0	0	0	0	0	0	0
44 Andrew Nicholson	DNP - Coach's Decision																
240:00		38	87	3	15	15	19	10	36	46	16	21	7	15	5	-11	94
																	43.7% 20.0% 78.9% TM REB: 7 TOT TO: 15 (14 PTS)

SCORE BY PERIOD

1	2	3	4	TOT	FINAL
Cavaliers	26	32	26	21	105
WIZARDS	31	25	19	19	94

Inactive: Cavaliers - Liggins, Williams Wizards - Beal, Mahinmi
 Points in the Paint: Cavaliers 38 (19/40), WIZARDS 30 (16/36)
 2nd Chance Points: Cavaliers 14 (5/13), WIZARDS 17 (7/12)
 Fast Break Points: Cavaliers 12 (5/9), WIZARDS 19 (7/11)
 Technical Fouls - Delay of Game
 Cavaliers: NONE
 WIZARDS (1): 2:46 4th
 Flagrant Fouls
 Cavaliers (1): 8:10 3rd Smith-FLG1
 WIZARDS: NONE

NATIONAL BASKETBALL ASSOCIATION

OFFICIAL SCORER'S REPORT FINAL BOX

Saturday, March 25, 2017 Quicken Loans Arena, Cleveland, OH
Officials: #11 Derrick Collins, #25 Tony Brothers, #51 Aaron Smith

Game Duration: 2:19
Attendance: 20,562 (Sellout)

VISITOR: Washington Wizards (45-28)

POS	MIN	FG	FGA	3P	3PA	FT	FTA	OR	DR	TOT	A	PF	ST	TO	BS	+/-	PTS
22 Otto Porter Jr.	F 32:36	4	7	2	4	0	0	2	4	6	1	3	2	1	2	9	10
5 Markieff Morris	F 36:08	5	12	0	1	4	6	1	5	6	0	4	0	0	1	6	14
13 Marcin Gortat	C 22:47	5	8	0	0	0	0	1	4	5	1	2	1	2	0	4	10
3 Bradley Beal	G 43:04	9	19	2	6	7	7	0	4	4	6	1	0	2	0	13	27
2 John Wall	G 37:11	14	21	2	2	7	8	1	3	4	11	2	2	3	1	12	37
14 Jason Smith	15:58	4	4	2	2	0	0	2	4	6	0	4	0	1	0	4	10
28 Ian Mahinmi	8:49	0	0	0	0	0	0	0	1	1	0	2	1	1	0	3	0
12 Kelly Oubre Jr.	25:48	7	8	0	1	2	3	4	3	7	0	4	1	0	0	6	16
7 Brandon Jennings	14:48	0	2	0	2	1	2	0	1	1	5	1	2	1	0	-3	1
31 Tomas Satoransky	0:57	1	1	0	0	0	0	0	0	0	0	0	0	1	0	0	2
32 Daniel Ochefu	0:57	0	0	0	0	0	0	0	0	0	0	0	0	0	0	0	2
9 Sheldon McClellan	0:57	0	0	0	0	0	0	0	0	0	0	0	0	0	0	0	2
33 Trey Burke	DNP - Coach's Decision																
240:00		49	82	8	18	21	26	11	29	40	24	23	10	11	4	12	127
																	59.8% 44.4% 80.8% TM REB: 6 TOT TO: 12 (21 PTS)

HOME: CLEVELAND CAVALIERS (47-25)

POS	MIN	FG	FGA	3P	3PA	FT	FTA	OR	DR	TOT	A	PF	ST	TO	BS	+/-	PTS
23 LeBron James	F 40:35	10	21	0	4	4	6	3	8	11	8	2	0	3	1	-11	24
0 Kevin Love	F 32:47	5	11	3	6	4	4	2	5	7	0	3	1	2	1	-10	17
13 Tristan Thompson	C 26:53	4	4	0	0	1	2	4	0	4	4	1	2	2	1	-15	9
5 JR Smith	G 31:25	2	6	2	6	0	0	0	1	1	2	2	0	0	-14	6	
2 Kyrie Irving	G 34:11	8	23	1	7	6	7	1	1	2	4	3	1	2	2	-12	23
24 Richard Jefferson	18:03	3	5	1	2	3	5	0	1	1	2	1	0	0	0	0	10
26 Kyle Korver	20:43	3	6	3	6	1	1	0	2	2	0	3	0	0	0	-3	10
31 Deron Williams	19:32	3	4	1	1	2	2	0	0	0	4	3	1	3	0	2	9
8 Channing Frye	6:19	2	2	1	1	0	0	0	2	2	0	0	0	0	1	3	5
3 Derrick Williams	2:23	1	1	0	0	0	0	0	0	0	0	0	0	0	0	0	2
1 James Jones	2:23	0	0	0	0	0	0	0	0	0	0	0	0	1	0	0	0
9 Larry Sanders	2:23	0	0	0	0	0	0	0	0	0	0	0	0	0	0	0	0
14 DeAndre Liggins	2:23	0	0	0	0	0	0	1	1	2	0	0	0	0	0	0	0
240:00		41	83	12	33	21	27	11	21	32	24	18	6	13	6	-12	115
																	49.4% 36.4% 77.8% TM REB: 9 TOT TO: 13 (21 PTS)

SCORE BY PERIOD

1	2	3	4	FINAL	
Wizards	40	31	25	31	127
CAVALIERS	28	35	30	24	115

Inactive: Wizards - Bogdanovic, McCullough Cavaliers - Felder, Shumpert
 Points in the Paint: Wizards 58 (23/45), CAVALIERS 46 (23/34)
 2nd Chance Points: Wizards 15 (7/10), CAVALIERS 16 (8/11)
 Fast Break Points: Wizards 27 (8/9), CAVALIERS 4 (2/3)
 Technical Fouls - Individual
 Wizards (1): Beal 8:10 4th
 CAVALIERS: NONE

NATIONAL BASKETBALL ASSOCIATION

OFFICIAL SCORER'S REPORT FINAL BOX

Monday, February 06, 2017 Verizon Center, Washington, DC
Officials: #25 Tony Brothers, #60 James Williams, #64 Justin VanDyne

Game Duration: 2:54
Attendance: 20,356 (Sellout)

VISITOR: Cleveland Cavaliers (35-15)

POS	MIN	FG	FGA	3P	3PA	FT	FTA	OR	DR	TOT	A	PF	ST	TO	BS	+/-	PTS	
23 LeBron James	F 42:04	12	18	6	8	2	5	0	7	7	17	6	2	6	2	0	32	
0 Kevin Love	F 41:43	11	17	6	10	11	11	4	8	12	3	3	3	4	0	6	39	
13 Tristan Thompson	C 41:21	10	13	0	0	2	4	6	6	12	2	1	0	0	0	6	22	
2 Kyrie Irving	G 44:08	8	24	2	7	5	5	0	1	1	5	3	1	3	0	5	23	
4 Iman Shumpert	G 23:36	0	2	0	1	0	0	0	2	2	0	3	0	0	0	4	0	
26 Kyle Korver	30:19	4	9	4	8	1	1	1	1	2	3	2	4	0	4	0	-3	13
24 Richard Jefferson	21:18	2	4	0	1	2	2	1	2	3	1	1	0	0	0	8	6	
20 Kay Felder	8:52	0	1	0	0	0	0	0	2	2	0	1	1	1	0	0	0	
8 Channing Frye	11:39	2	4	1	3	0	0	0	4	4	1	4	0	2	0	-1	5	
1 James Jones	DNP - Coach's Decision																	
14 DeAndre Liggins	DNP - Coach's Decision																	
12 Jordan McRae	DNP - Coach's Decision																	
265:00		49	92	19	38	23	28	12	34	46	31	26	7	20	2	5	140	
																	53.3% 50.0% 82.1% TM REB: 5 TOT TO: 20 (22 PTS)	

HOME: WASHINGTON WIZARDS (30-21)

POS	MIN	FG	FGA	3P	3PA	FT	FTA	OR	DR	TOT	A	PF	ST	TO	BS	+/-	PTS
22 Otto Porter Jr.	F 45:20	8	11	5	7	4	5	0	6	6	2	3	2	2	1	-14	25
5 Markieff Morris	F 30:06	6	12	0	2	3	4	1	5	6	2	6	1	2	0	0	15
13 Marcin Gortat	C 37:55	6	13	0	0	4	4	5	3	8	3	5	0	1	3	-7	16
3 Bradley Beal	G 45:20	16	28	6	14	3	3	0	5	8	1	0	0	0	0	-7	41
2 John Wall	G 44:28	8	19	0	3</												



TORONTO RAPTORS

Chairman of the Board & NBA GovernorLawrence M. Tanenbaum, O.C.
 President & General Manager, Alternate NBA Governor Masai Ujiri
 Head Coach.....Dwane Casey
 Assistant Coaches Rex Kalamian, Andy Greer, Nick Nurse, Jerry Stackhouse
 Assistant Coach/Player Development Jama Mahlalela
 Assistant Coach/Director of Sports ScienceAlex McKechnie
 Head Athletic Trainer Scott McCullough
 Strength and Conditioning Coach.....Jon Lee
 Director, Media Relations..... Jim LaBumbard
 Manager, Media Relations..... Roven Yau
 Coordinator, Media Relations.....Phil Summers
 Home Court..... Air Canada Centre (19,800)
 Radio..... TSN Radio (1050 AM), Sportsnet 590 (590 AM); Paul Jones,
 Eric Smith, Sherman Hamilton
 TV..... TSN, TSN2, Sportsnet, Sportsnet ONE, Sportsnet 360; Matt Devlin,
 Leo Rautins, Jack Armstrong

2016-17 vs. WIZARDS: 11/2 at WAS (L, 113-103), 3/1 at TOR (W, 105-96), 3/3 at WAS (L, 114-106)
 2016-17 FINISH: 51-31 (.622) Second in Atlantic Division
 PLAYOFF RESULTS: Defeated Bucks, 4-2, in First Round

2016-17 SEASON SERIES WASHINGTON VS. TORONTO

PLAYER	G-GS	MIN	FG-FGA	PCT	3FG-FGA	PCT	FT-FTA	PCT	OFF	DEF	TOT	AST	PF-DQ	STL	TO	BLK	PTS	AVG	HI
GORTAT	4-4	133	25-38	.658	0-0	---	0-0	---	8	37	45	5	13-0	1	8	3	50	12.5	18
BOGDANOVIC (TOT)	3-2	73	14-34	.412	5-14	.357	4-5	.800	4	4	8	3	6-0	0	3	0	37	12.3	15
BOGDANOVIC (WAS)	1-0	25	5-12	.417	2-6	.333	0-0	---	2	1	3	0	2-0	0	1	0	12	12.0	12
SATORANSKY	1-1	31	4-12	.333	1-2	.500	3-3	1.000	0	4	4	9	3-0	1	2	0	12	12.0	12
PORTER	4-4	113	17-41	.415	4-14	.286	3-5	.600	4	12	16	4	7-0	2	2	3	41	10.3	14
THORNTON	2-0	38	9-23	.391	0-7	.000	1-1	1.000	3	3	6	2	0-0	2	0	0	19	9.5	10
SMITH	4-1	90	11-30	.367	4-8	.500	4-6	.667	9	12	21	3	9-0	2	6	7	30	7.5	17
MCCLELLAN	3-1	61	7-12	.583	1-1	1.000	7-9	.778	1	4	5	3	4-0	0	0	1	22	7.3	15
BURKE	3-0	42	8-16	.500	2-2	1.000	0-1	.000	0	2	2	5	4-0	1	4	0	18	6.0	6
JENNINGS (TOT)	3-0	54	4-12	.333	3-9	.333	3-5	.600	0	9	9	16	2-0	2	5	0	14	4.7	6
JENNINGS (WAS)	1-0	17	1-4	.250	1-2	.500	0-0	---	0	4	4	8	1-0	1	2	0	3	3.0	3
OUBRE	4-0	69	5-17	.294	1-9	.111	3-4	.750	3	12	15	3	13-0	3	3	1	14	3.5	4
MCCULLOUGH (TOT)	1-0	10	0-2	.000	0-1	.000	0-0	---	1	2	3	0	0-0	0	0	0	0	0.0	0
WIZARDS	4	960	169-357	.473	28-79	.354	49-64	.766	40	136	176	100	83-1	23	53	22	415	103.8	112
BULLS	4	960	156-368	.424	28-90	.311	69-83	.831	59	138	197	93	75-0	26	62	19	409	102.3	107
BUTLER	3-3	115	27-60	.450	3-10	.300	28-31	.903	9	15	24	19	8-0	6	8	0	85	28.3	37
WADE	2-2	62	12-37	.324	0-3	.000	9-10	.900	2	3	5	5	5-0	2	3	2	33	16.5	19
VALENTINE	2-0	62	11-25	.440	7-18	.389	1-1	1.000	0	6	6	4	3-0	2	1	0	30	15.0	19
MIROTIC	3-0	77	16-33	.485	8-18	.444	3-4	.750	4	20	24	4	7-0	3	0	6	43	14.3	17
LOPEZ	4-4	137	25-47	.532	0-1	.000	5-6	.833	19	16	35	5	8-0	2	8	5	55	13.8	25
GIBSON	3-3	90	17-33	.515	1-1	1.000	5-9	.556	10	18	28	4	6-0	1	3	4	40	13.3	17
PAYNE (TOT)	1-0	23	5-9	.556	2-4	.500	0-0	---	0	3	3	2	1-0	2	3	0	12	12.0	12

2016-17 SEASON SERIES RAPTORS VS. WIZARDS

PLAYER	G-GS	MIN	FG-FGA	PCT	3FG-FGA	PCT	FT-FTA	PCT	OFF	DEF	TOT	AST	PF-DQ	STL	TO	BLK	PTS	AVG	HI
CARTER-WILLIAMS	2-1	44	6-16	.375	1-3	.333	8-11	.727	0	8	8	3	4-0	2	9	1	21	10.5	14
LAUVERGNE (TOT)	3-0	49	9-11	.818	2-2	1.000	4-4	1.000	3	9	12	5	4-0	1	4	0	24	8.0	17
LAUVERGNE (CHI)	1-0	8	1-1	1.000	0-0	---	0-0	---	0	2	2	0	0-0	0	0	0	2	2.0	2
ZIPSER	1-1	28	4-11	.364	0-3	.000	0-0	---	2	5	7	2	4-0	0	2	0	8	8.0	8
MCDERMOTT	3-1	67	8-28	.286	2-12	.167	1-1	1.000	1	4	5	5	3-0	0	2	0	19	6.3	10
PORTIS	3-1	40	7-17	.412	3-6	.500	1-2	.500	3	13	16	2	3-0	1	4	1	18	6.0	13
MORROW (TOT)	2-0	47	4-17	.235	3-13	.231	0-0	---	0	2	2	4	3-0	1	1	0	11	5.5	6
RONDO	4-3	119	10-35	.286	1-7	.143	0-0	---	3	18	21	31	13-0	3	11	0	21	5.3	12
GRANT	3-1	45	4-10	.400	1-3	.333	5-5	1.000	2	2	4	8	5-0	2	6	0	14	4.7	9
CANAAN	2-0	37	3-7	.429	1-5	.200	1-1	1.000	0	3	3	0	2-0	0	1	0	8	4.0	8
FELICIO	3-0	28	5-8	.625	0-0	---	2-2	1.000	4	5	9	1	4-0	2	1	0	12	4.0	6
BULLS	4	960	156-368	.424	28-90	.311	69-83	.831	59	138	197	93	75-0	26	62	19	409	102.3	107
WIZARDS	4	960	169-357	.473	28-79	.354	49-64	.766	40	136	176	100	83-1	23	53	22	415	103.8	112
BEAL	2-2	88	25-47	.532	8-20	.400	10-10	1.000	0	9	9	14	2-0	0	2	0	68	34.0	41
WALL	3-3	117	34-64	.531	3-8	.375	16-19	.842	2	8	10	26	7-0	5	15	2	87	29.0	37
MORRIS	3-3	99	17-38	.447	1-6	.167	14-17	.824	3	14	17	3	12-1	2	4	2	49	16.3	20
PORTER	3-3	112	17-29	.586	8-14	.571	4-5	.800	5	15	20	8	9-0	5	5	4	46	15.3	25
BOGDANOVIC (TOT)	3-3	81	16-32	.500	6-17	.353	2-2	1.000	0	6	6	8	10-0	2	6	0	40	13.3	23



TORONTO RAPTORS

AIR CANADA CENTRE, 50 BAY STREET, TORONTO, ONTARIO M5J 2L2

PHONE: (416) 815-5600 • RAPTORS.COM

YEAR-BY-YEAR RECORD

Season	Home	Road	Neutral	Total	Season	Home	Road	Neutral	Total
1995-96	1-1	0-2		1-3	2007-08	2-0	1-1		3-1
1996-97	2-0	0-2		2-2	2008-09	0-2	1-0		1-2
1997-98	2-0	1-0		3-0	2009-10	0-1	1-1		1-2
1998-99	1-1	1-1		2-2	2010-11	2-0	0-2		2-2
1999-00	2-0	0-2		2-2	2011-12	2-0	0-2		2-2
2000-01	0-2	0-2		0-4	2012-13	1-1	1-1		2-2
2001-02	1-0	1-1		2-1	2013-14	0-2	1-1		1-3
2002-03	0-2	1-1		1-3	2014-15	0-1	0-2		0-3
2003-04	2-0	1-1		3-1	2015-16	0-2	0-2		0-4
2004-05	2-0	1-1		3-1	2016-17	0-2	1-0		1-3
2005-06	1-0	1-1		2-1	Totals:	22-20	13-28		35-47
2006-07	1-1	0-2		1-3					

WIZARDS VS. TORONTO SERIES FACTS

Wizards largest margin of victory:	28 (117-89, 1/11/00)
Wizards high point total:	134 (2/27/14)
Wizards low point total:	68 (10/30/02)
Raptors largest margin of victory:	39 (122-83, 1/30/08)
Raptors high point total:	129 (2/27/14)
Raptors low point total:	60 (11/7/03)

	at WASHINGTON	at TORONTO	OVERALL
Wizards last won:	3/31/13 (109-92)	3/1/17 (105-96)	3/1/17 (105-96)
Raptors last won:	3/3/17 (114-106)	1/26/16 (106-89)	3/3/17 (114-106)
Wizards streak:	Lost seven	Won one	Won one

CAREER THROUGH 2016-17 VS. TORONTO

PLAYER	G-GS	MIN	FG-FGA	PCT	3FG-FGA	PCT	FT-FTA	PCT	OFF	DEF	TOT	AST	PF-DQ	STL	TO	BLK	PTS	AVG	HI
BEAL	15-13	499	94-220	.427	18-58	.310	26-35	.743	10	40	50	41	28-0	21	25	3	232	15.5	24
JENNINGS	25-19	755	120-315	.381	34-93	.366	42-54	.778	11	57	68	134	55-0	27	58	9	316	12.6	35
SATORANSKY	1-1	31	4-12	.333	1-2	.500	3-3	1.000	0	4	4	9	3-0	1	2	0	12	12.0	12
BOGDANOVIC	10-5	241	43-95	.453	13-36	.361	15-16	.938	7	13	20	13	18-0	5	9	0	114	11.4	26
BURKE	7-3	166	31-71	.437	9-19	.474	6-8	.750	4	12	16	24	11-0	4	14	0	77	11.0	18
GORTAT	24-16	699	110-190	.579	0-0	---	28-43	.651	57	175	232	19	61-0	5	29	34	248	10.3	21
MORRIS	14-7	380	51-146	.349	8-23	.348	19-25	.760	22	81	103	18	48-2	13	27	14	129	9.2	24
PORTER	12-7	255	36-79	.456	12-28	.429	7-11	.636	10	31	41	9	14-0	5	6	7	91	7.6	14
MCCLELLAN	3-1	61	7-12	.583	1-1	1.000	7-9	.778	1	4	5	3	4-0	0	0	1	22	7.3	15
SMITH	19-2	371	53-129	.411	5-11	.455	27-32	.844	31	60	91	15	47-1	3	15	26	138	7.3	17
MAHINMI	17-4	306	40-75	.533	0-0	---	27-41	.659	34	48	82	11	41-0	9	22	12	107	6.3	18
OUBRE	6-0	84	6-23	.261	1-10	.100	3-4	.750	4	14	18	3	14-0	5	4	3	16	2.7	4
MCCULLOUGH	2-0	25	2-6	.333	1-2	.500	0-0	---	3	3	6	1	2-0	1	0	0	5	2.5	5
WALL	21-21	758	168-343	.490	19-48	.396	87-110	.791	12	84	96	201	47-0	42	77	12	442	21.0	37
BEAL	13-10	447	83-196	.423	28-68	.412	32-36	.889	9	44	53	52	23-0	16	28	0	226	17.4	41
MORRIS	14-7	401	85-167	.509	11-28	.393	42-52	.808	18	70	88	17	40-1	10	21	7	223	15.9	35





RAPTORS ROSTER

PLAYER	NO.	POS	HT	WT	BIRTHDATE	AGE	EXP	SCHOOL
PJ Tucker	2	F	6-6	245	MAY 05, 1985	31	5	Texas
DeMarre Carroll	5	F	6-8	212	JUL 27, 1986	30	7	Missouri
Cory Joseph	6	G	6-3	190	AUG 20, 1991	25	5	Texas
Kyle Lowry	7	G	6-0	205	MAR 25, 1986	31	10	Villanova
Serge Ibaka	9	F	6-10	235	SEP 18, 1989	27	7	Republic of Congo
DeMar DeRozan	10	G	6-7	220	AUG 07, 1989	27	7	USC
Jonas Valanciunas	17	C	7-0	255	MAY 06, 1992	24	4	Lithuania
Bruno Caboclo	20	F	6-9	205	SEP 21, 1995	21	2	Brazil
Fred VanVleet	23	G	6-0	195	FEB 25, 1994	23	R	Wichita State
Norman Powell	4	G	6-4	215	MAY 25, 1993	23	1	UCLA
Jakob Poeltl	42	C	7-0	230	OCT 15, 1995	21	R	Utah
Pascal Siakam	43	F	6-9	230	APR 02, 1994	23	R	New Mexico State
Patrick Patterson	54	F	6-9	235	MAR 14, 1989	28	6	Kentucky
Delon Wright	55	G	6-5	190	APR 26, 1992	24	1	Utah
Lucas Nogueira	92	C	7-0	220	JUL 26, 1992	24	2	Brazil

HEAD COACH

Dwane Casey (Kentucky)

ASSISTANT COACHES

Rex Kalamian (Cal Poly Pomona)

Nick Nurse (Northern Iowa)

Jerry Stackhouse (North Carolina)

Jama Mahlalela (British Columbia -Canada)

Jamaal Magloire (Kentucky)

Alex McKechnie

TRAINER

Scott McCullough (Toronto)



RAPTORS WON SEASON SERIES, 2-1

NATIONAL BASKETBALL ASSOCIATION

OFFICIAL SCORER'S REPORT FINAL BOX

Wednesday, November 02, 2016 Verizon Center, Washington, DC
Officials: #18 Matt Boland, #7 Lauren Holtkamp, #9 Derrick Stafford

Game Duration: 2:11
Attendance: 19,581

VISITOR: Toronto Raptors (3-1)

POS	MIN	FG	FGA	3P	3PA	FT	FTA	OR	DR	TOT	A	PF	ST	TO	BS	+/-	PTS	
5 DeMarre Carroll	F	22:12	2	7	1	5	2	4	0	1	1	0	2	1	1	-10	7	
43 Pascal Siakam	F	17:46	2	4	0	0	0	0	3	3	0	3	1	1	0	-6	4	
17 Jonas Valanciunas	C	30:37	4	6	0	2	2	0	7	7	3	5	0	1	0	2	10	
10 DeMar DeRozan	G	37:01	14	23	1	2	11	16	1	4	5	5	3	2	1	0	40	
7 Kyle Lowry	G	35:37	7	13	3	6	1	2	0	1	1	2	2	4	3	0	4	18
6 Cory Joseph		16:58	2	4	0	1	0	0	0	1	1	3	0	3	2	0	-1	4
54 Patrick Patterson		30:14	4	9	2	6	0	0	1	2	3	2	2	0	1	0	16	10
31 Terrence Ross		17:37	6	8	2	3	1	1	1	1	2	2	1	2	1	0	9	15
42 Jakob Poeltl		17:23	0	0	0	0	0	0	1	4	5	0	6	1	1	1	8	0
24 Norman Powell		14:35	2	3	1	2	0	0	0	3	3	4	1	1	1	0	18	5
20 Bruno Caboclo	DNP - Coach's Decision																	
92 Lucas Nogueira	DNP - Coach's Decision																	
23 Fred VanVleet	DNP - Coach's Decision																	
240:00 43 77 10 25 17 25 4 27 31 21 24 16 13 2 10 113																		
55.8% 40.0% 68.0% TM REB: 4 TOT TO: 13 (11 PTS)																		

HOME: WASHINGTON WIZARDS (0-3)

POS	MIN	FG	FGA	3P	3PA	FT	FTA	OR	DR	TOT	A	PF	ST	TO	BS	+/-	PTS	
22 Otto Porter Jr.	F	38:28	11	13	0	1	1	4	9	13	0	3	1	2	0	-1	23	
5 Markieff Morris	F	36:08	2	7	1	2	1	2	0	3	3	2	3	1	2	0	-12	6
13 Marcin Gortat	C	43:01	6	10	0	0	3	4	1	9	10	2	2	1	1	2	-7	15
3 Bradley Beal	G	38:33	5	13	2	4	3	6	0	1	1	2	2	0	1	2	-8	15
2 John Wall	G	37:18	13	19	0	3	7	9	1	4	5	11	3	3	9	1	-1	33
33 Trey Burke		6:03	0	0	0	0	0	0	0	1	0	2	0	3	0	-11	0	
12 Kelly Oubre Jr.		7:06	0	0	0	0	0	0	0	0	0	2	1	1	0	-9	0	
44 Andrew Nicholson		9:24	2	4	0	0	0	1	0	1	0	1	0	0	0	-4	4	
15 Marcus Thornton		14:06	2	4	0	0	1	1	0	0	2	0	0	0	0	0	5	
31 Tomas Satoransky		9:53	1	2	0	0	0	0	2	2	2	2	1	1	0	3	2	
9 Sheldon McClellan	DNP - Coach's Decision																	
32 Daniel Ochefu	DNP - Coach's Decision																	
14 Jason Smith	DNP - Coach's Decision																	
240:00 42 72 3 10 16 24 6 30 36 21 20 8 20 5 -10 103																		
58.3% 30.0% 66.7% TM REB: 4 TOT TO: 21 (30 PTS)																		

SCORE BY PERIOD	1	2	3	4	FINAL
Raptors	27	27	30	29	113
WIZARDS	29	27	19	28	103

Inactive: Raptors - Sullinger, Wright Wizards - House, Mahinmi
Points in the Paint: Raptors 28 (14/24), WIZARDS 68 (34/43)
2nd Chance Points: Raptors 9 (4/6), WIZARDS 10 (4/4)
Fast Break Points: Raptors 9 (2/6), WIZARDS 15 (7/7)
Technical Fouls - Defensive Three Second
Raptors: NONE
WIZARDS (1): 8:50 1st

Biggest Lead: Raptors 12, WIZARDS 12
Lead Changes: 7
Times Tied: 8

NATIONAL BASKETBALL ASSOCIATION

OFFICIAL SCORER'S REPORT FINAL BOX

Wednesday, March 01, 2017 Air Canada Centre, Toronto, ON
Officials: #25 Tony Brothers, #61 Courtney Kirkland, #63 Derek Richardson

Game Duration: 2:06
Attendance: 19,800 (Sellout)

VISITOR: Washington Wizards (36-23)

POS	MIN	FG	FGA	3P	3PA	FT	FTA	OR	DR	TOT	A	PF	ST	TO	BS	+/-	PTS	
22 Otto Porter Jr.	F	19:25	0	4	0	2	0	0	0	3	3	0	2	1	0	0	-1	0
5 Markieff Morris	F	33:19	6	14	1	3	0	0	2	6	8	5	2	0	0	0	13	
13 Marcin Gortat	C	17:42	6	8	0	0	0	0	1	7	8	1	3	0	1	0	2	12
3 Bradley Beal	G	32:28	9	17	1	6	4	4	0	1	1	3	2	2	1	1	-4	23
2 John Wall	G	34:28	4	12	0	2	4	4	1	3	4	13	1	0	3	1	2	12
28 Ian Mahinmi		21:00	4	4	0	0	1	2	2	3	5	3	3	1	0	3	11	1
44 Bojan Bogdanovic		25:08	9	12	6	7	3	3	0	2	2	0	2	0	2	0	16	27
12 Kelly Oubre Jr.		24:12	2	7	1	4	2	2	0	3	3	2	3	0	4	1	12	7
31 Tomas Satoransky		17:47	0	2	0	1	1	2	1	4	5	3	1	1	1	0	13	1
14 Jason Smith		9:34	4	4	0	0	0	0	0	5	5	2	1	1	0	0	16	8
32 Daniel Ochefu		1:39	0	0	0	0	0	0	0	0	0	0	0	0	0	0	-8	0
1 Chris McCullough		1:39	0	0	0	0	1	2	0	0	0	0	0	0	0	0	-8	1
9 Sheldon McClellan		1:39	0	0	0	0	0	0	0	0	0	0	0	0	0	0	-6	0
240:00 40 84 9 25 16 19 7 37 44 32 21 6 12 6 9 105																		
47.6% 36.0% 84.2% TM REB: 6 TOT TO: 12 (19 PTS)																		

HOME: TORONTO RAPTORS (36-25)

POS	MIN	FG	FGA	3P	3PA	FT	FTA	OR	DR	TOT	A	PF	ST	TO	BS	+/-	PTS	
5 DeMarre Carroll	F	29:39	0	3	0	0	0	0	2	2	4	1	2	1	0	-2	0	
9 Serge Ibaka	F	36:18	8	17	4	6	2	2	4	9	13	0	3	1	4	2	4	22
17 Jonas Valanciunas	C	21:04	3	12	0	0	1	1	7	4	11	1	2	0	1	0	-15	7
10 DeMar DeRozan	G	33:41	7	20	0	0	10	11	0	3	3	2	3	1	2	0	-4	24
6 Cory Joseph	G	27:42	5	11	1	4	0	0	0	4	4	1	0	0	0	1	2	11
2 PJ Tucker		21:27	2	3	0	1	0	0	2	3	5	1	1	1	1	1	-13	4
54 Patrick Patterson		20:37	0	6	0	4	0	0	4	4	0	1	0	0	0	0	-11	0
55 Delon Wright		19:58	1	2	0	0	4	4	0	1	2	2	2	1	0	0	6	
42 Jakob Poeltl		6:47	1	1	0	0	0	0	1	1	2	0	0	0	0	0	-2	2
24 Norman Powell		16:19	5	12	1	4	6	8	0	2	2	2	3	0	0	0	-6	17
23 Fred VanVleet		4:49	1	3	1	1	0	0	0	0	0	0	2	0	1	0	6	3
43 Pascal Siakam		1:39	0	0	0	0	0	0	0	1	1	1	0	1	0	0	-8	0
92 Lucas Nogueira	DNP - Coach's Decision																	
240:00 33 90 7 20 23 26 16 34 50 11 18 8 11 4 -9 96																		
36.7% 35.0% 88.5% TM REB: 7 TOT TO: 12 (14 PTS)																		

SCORE BY PERIOD	1	2	3	4	FINAL
Wizards	24	38	20	23	105
RAPTORS	26	20	14	36	96

Inactive: Wizards - Burke, Jennings Raptors - Caboclo, Lowry
Points in the Paint: Wizards 34 (17/33), RAPTORS 36 (18/46)
2nd Chance Points: Wizards 8 (4/6), RAPTORS 20 (8/14)
Fast Break Points: Wizards 5 (0/1), RAPTORS 13 (4/7)
Technical Fouls - Defensive Three Second
Wizards (1): 2:12 3rd
RAPTORS: NONE
Flagrant Fouls
Wizards: NONE
RAPTORS (1): 10:07 2nd Patterson-FLG1

NATIONAL BASKETBALL ASSOCIATION

OFFICIAL SCORER'S REPORT FINAL BOX

Friday, March 03, 2017 Verizon Center, Washington, DC
Officials: #3 Nick Buchert, #64 Justin VanDyne, #8 Marc Davis

Game Duration: 2:25
Attendance: 20,356 (Sellout)

VISITOR: Toronto Raptors (37-25)

POS	MIN	FG	FGA	3P	3PA	FT	FTA	OR	DR	TOT	A	PF	ST	TO	BS	+/-	PTS	
5 DeMarre Carroll	F	25:36	3	7	1	5	0	0	1	4	5	3	3	2	0	0	-13	7
9 Serge Ibaka	F	32:44	6	15	2	7	0	0	1	7	8	1	4	0	3	2	-7	14
17 Jonas Valanciunas	C	12:56	1	2	0	0	0	1	2	3	0	3	0	3	0	2	-19	2
10 DeMar DeRozan	G	37:55	10	17	3	9	12	2	11	13	5	2	0	4	0	-5	32	
6 Cory Joseph	G	32:22	7	13	0	0	1	2	2	3	5	3	1	0	2	0	-1	15
54 Patrick Patterson		27:51	2	8	2	5	2	2	2	5	7	2	1	0	3	1	24	8
55 Delon Wright		21:52	2	2	1	1	4	6	0	1	1	1	1	1	2	4	23	9
24 Norman Powell		25:04	7	12	2	4	5	5	1	5	6	1	4	1	0	0	19	21
2 PJ Tucker		23:40	3	5	0	0	0	0	1	2	3	0	4	1	1	1	19	6
92 Lucas Nogueira	DNP - Coach's Decision																	
42 Jakob Poeltl	DNP - Coach's Decision																	
43 Pascal Siakam	DNP - Coach's Decision																	
23 Fred VanVleet	DNP - Coach's Decision																	
240:00 41 81 11 25 21 27 11 40 51 16 23 5 17 9 8 114																		
50.6% 44.0% 77.8% TM REB: 4 TOT TO: 18 (28 PTS)																		

HOME: WASHINGTON WIZARDS (36-24)

POS	MIN	FG	FGA	3P	3PA	FT	FTA	OR	DR	TOT	A	PF	ST	TO	BS	+/-	PTS	
22 Otto Porter Jr.	F	35:50	4	10	2	5	8	9	3	5	8	3	0	3	1	1	10	18
5 Markieff Morris	F	37:15	4	13	1	3	2	2	2	6	8	5	3	1	2	1	6	11
13 Marcin Gortat	C	30:35	2	7	0	1	2	2	0	6	6	1	1	0	2	0	2	6
3 Bradley Beal	G	35:56	10	21	3	8	4	5	4	3	7	4	4	1	2	0	7	27
2 John Wall	G	38:13	9	24	4	8	8	10	2	6	8	7	3	1	1	3	6	30
44 Bojan Bogdanovic		20:18	1	5	0	2	4	4	0	1	1	1	0	0	0	0	-23	6
12 Kelly Oubre Jr.		11:39	1	4	0	1	0	0	2	2	0	3	0	2	0	0	-15	2
31 Tomas Satoransky		4:32	0	1	0	0	0	0	2	0	2	0	1	0	0	0	-9	0
28 Ian Mahinmi		15:55	3	4	0	0	0	0	2	1	3	0	4	2	0	1	-10	6
7 Brandon Jennings		9:47	0	3	0	2	0	0	0	0	2	1	0	1	0	0	-14	0
33 Trey Burke	DNP - Coach's Decision																	
9 Sheldon McClellan	DNP - Coach's Decision																	
14 Jason Smith	DNP - Coach's Decision																	
240:00 34 92 10 30 28 32 15 30 45 23 21 8 11 6 -8 106																		
37.0% 33.3% 87.5% TM REB: 8 TOT TO: 11 (14 PTS)																		

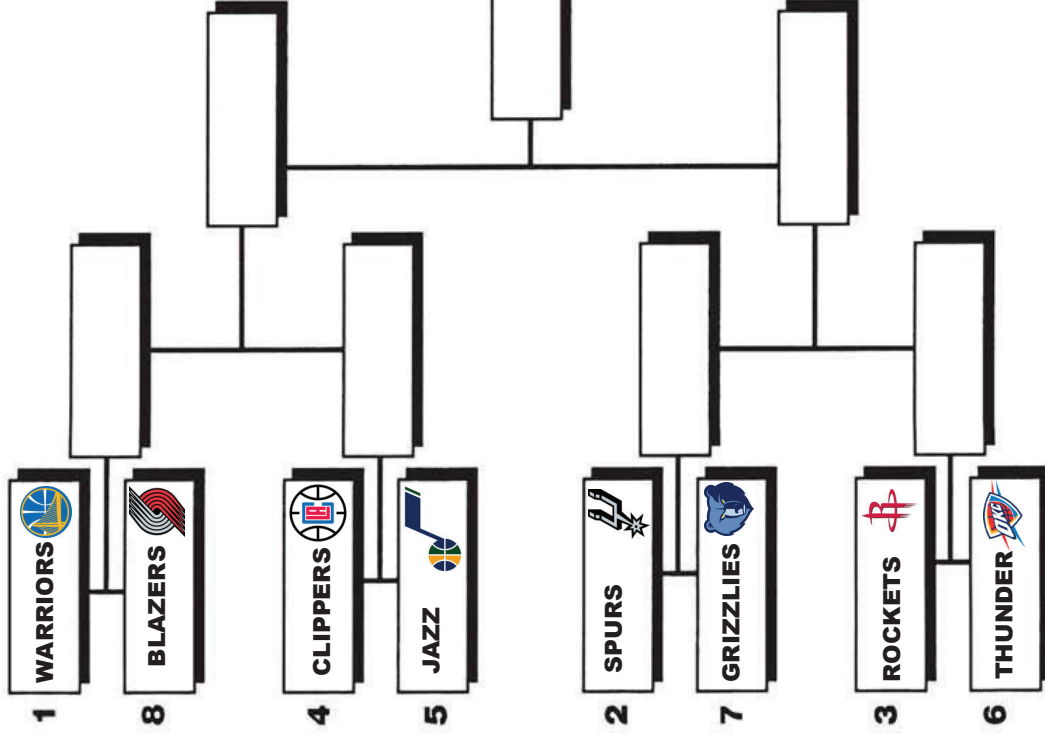
SCORE BY PERIOD	1	2	3	4	FINAL
Raptors	35	27	17	35	114
WIZARDS	27	26	25		

2017



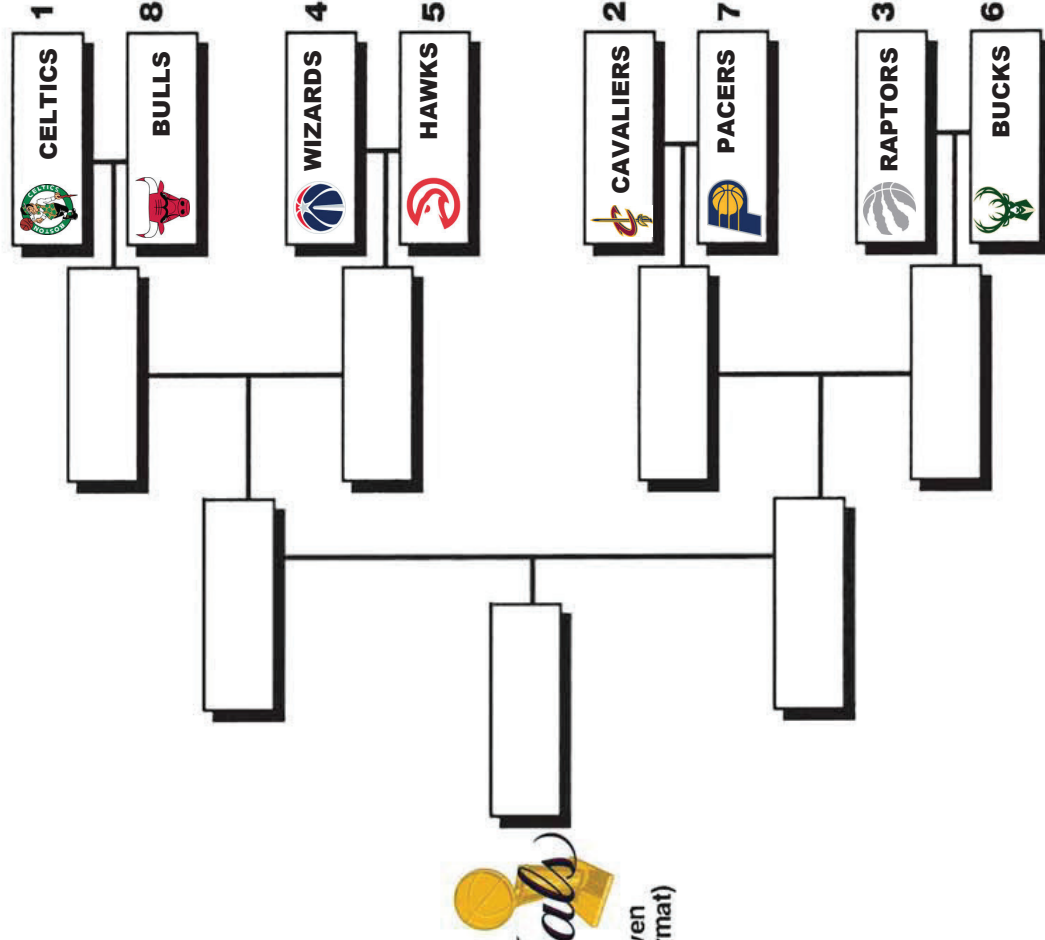
Western Conference

First Round	Conference Semifinals	Conference Finals
Best of Seven (2-2-1-1-1 format)	Best of Seven (2-2-1-1-1 format)	Best of Seven (2-2-1-1-1 format)



Eastern Conference

Conference Finals	Conference Semifinals	First Round
Best of Seven (2-2-1-1-1 format)	Best of Seven (2-2-1-1-1 format)	Best of Seven (2-2-1-1-1 format)



Eight teams in each conference qualify for NBA Playoffs 2017 which begin on Saturday, April 15. The teams with the eight best records in each conference will qualify for the playoffs, and those teams will be seeded 1 to 8 in each conference based upon regular-season record. The team with the better regular season won-lost record has homecourt advantage in each round of the playoffs.

WASHINGTON **WIZARDS**

LEAGUE STATS





2016-17 NBA STANDINGS

NBA EASTERN CONFERENCE

NBA WESTERN CONFERENCE

ATLANTIC DIVISION

	W	L	PCT	GB	HOME	ROAD	LAST-10	STREAK
Boston	53	29	.646	-	30-11	23-18	7-3	Won 3
Toronto	51	31	.622	2	28-13	23-18	8-2	Won 4
New York	31	51	.378	22	19-22	12-29	4-6	Won 1
Philadelphia	28	54	.341	25	17-24	11-30	1-9	Lost 8
Brooklyn	20	62	.244	33	13-28	7-34	5-5	Lost 2

SOUTHWEST DIVISION

	W	L	PCT	GB	HOME	ROAD	LAST-10	STREAK
San Antonio	61	21	.744	-	31-10	30-11	5-5	Lost 3
Houston	55	27	.671	6	30-11	25-16	5-5	Won 1
Memphis	43	39	.524	18	24-17	19-22	3-7	Lost 2
New Orleans	34	48	.415	27	21-20	13-28	4-6	Won 1
Dallas	33	49	.402	28	21-20	12-29	2-8	Won 1

CENTRAL DIVISION

	W	L	PCT	GB	HOME	ROAD	LAST-10	STREAK
Cleveland	51	31	.622	-	31-10	20-21	4-6	Lost 4
Milwaukee	42	40	.512	9	23-18	19-22	5-5	Lost 1
Indiana	42	40	.512	9	29-12	13-28	6-4	Won 5
Chicago	41	41	.500	10	25-16	16-25	7-3	Won 2
Detroit	37	45	.451	14	24-17	13-28	3-7	Lost 2

NORTHWEST DIVISION

	W	L	PCT	GB	HOME	ROAD	LAST-10	STREAK
Utah	51	31	.622	-	29-12	22-19	7-3	Won 2
Oklahoma City	47	35	.573	4	28-13	19-22	6-4	Lost 1
Portland	41	41	.500	10	25-16	16-25	7-3	Lost 1
Denver	40	42	.488	11	22-19	18-23	5-5	Won 2
Minnesota	31	51	.378	20	20-21	11-30	3-7	Lost 6

SOUTHEAST DIVISION

	W	L	PCT	GB	HOME	ROAD	LAST-10	STREAK
Washington	49	33	.598	-	30-11	19-22	5-5	Lost 1
Atlanta	43	39	.524	6	23-18	20-21	6-4	Lost 1
Miami	41	41	.500	8	23-18	18-23	6-4	Won 3
Charlotte	36	46	.439	13	22-19	14-27	4-6	Lost 5
Orlando	29	53	.354	20	16-25	13-28	3-7	Won 1

PACIFIC DIVISION

	W	L	PCT	GB	HOME	ROAD	LAST-10	STREAK
Golden State	67	15	.817	-	36- 5	31-10	9-1	Won 1
L.A. Clippers	51	31	.622	16	29-12	22-19	8-2	Won 7
Sacramento	32	50	.390	35	17-24	15-26	5-5	Lost 1
L.A. Lakers	26	56	.317	41	17-24	9-32	5-5	Lost 1
Phoenix	24	58	.293	43	15-26	9-32	2-8	Lost 1



LEAGUE LEADERS

SCORING AVERAGE	G	FG	FT	PTS	AVG	REBOUNDS PER GAME	G	OFF	DEF	TOT	AVG	ASSISTS PER GAME	G	AST	AVG
Westbrook, OKC.	81	824	710	2558	31.6	Whiteside, Mia.	77	293	795	1088	14.1	Harden, Hou.	81	907	11.2
Harden, Hou.	81	674	746	2356	29.1	Drummond, Det.	81	345	770	1115	13.8	2) Wall, Was.	78	831	10.7
Thomas, Bos.	76	682	590	2199	28.9	Jordan, LA-C	81	298	816	1114	13.8	Westbrook, OKC.	81	840	10.4
Davis, N.O.	75	770	519	2099	28.0	Gobert, Utah	81	314	721	1035	12.8	Paul, LA-C	61	563	9.2
DeRozan, Tor.	74	721	545	2020	27.3	Howard, Atl.	74	296	644	940	12.7	Rubio, Min.	75	682	9.1
Lillard, Por.	75	661	488	2024	27.0	Towns, Min.	82	296	711	1007	12.3	James, Cle.	74	646	8.7
Cousins, Sac.-N.O.	72	647	517	1942	27.0	Davis, N.O.	75	172	712	884	11.8	Teague, Ind.	82	639	7.8
James, Cle.	74	736	358	1954	26.4	Love, Cle.	60	148	518	666	11.1	Holiday, N.O.	67	488	7.3
Leonard, S.A.	74	636	469	1888	25.5	Cousins, Sac.-N.O.	72	152	642	794	11.0	Green, G.S.	76	533	7.0
Curry, G.S.	79	675	325	1999	25.3	Westbrook, OKC.	81	137	727	864	10.7	Lowry, Tor.	60	417	7.0
Irving, Cle.	72	671	297	1816	25.2	Vucevic, Orl.	75	176	603	779	10.4	Rondo, Chi.	69	461	6.7
Towns, Min.	82	802	356	2061	25.1	11-T) Gortat, Was.	82	238	611	849	10.4	Curry, G.S.	79	524	6.6
Durant, G.S.	62	551	336	1555	25.1	Jokic, Den.	73	212	506	718	9.8	McConnell, Phi.	81	534	6.6
Butler, Chi.	76	570	585	1816	23.9	Valanciunas, Tor.	80	226	533	759	9.5	Payton, Orl.	82	529	6.5
George, Ind.	75	622	336	1775	23.7	Thompson, Cle.	78	286	429	715	9.2	Bledsoe, Pho.	66	418	6.3
Wiggins, Min.	82	709	412	1933	23.6	Antetokounmpo, Mil.	80	142	558	700	8.8	Schroder, Atl.	79	499	6.3
Walker, Cha.	79	643	304	1830	23.2	James, Cle.	74	97	542	639	8.6	Conley, Mem.	69	433	6.3
18-T) Wall, Was.	78	647	422	1805	23.1	Randle, LA-L	74	151	486	637	8.6	Batum, Cha.	77	456	5.9
18-t) Beal, Was.	77	637	282	1779	23.1	Durant, G.S.	62	39	474	513	8.3	Thomas, Bos.	76	448	5.9
McCollum, Por.	80	692	268	1837	23.0	Randolph, Mem.	73	182	416	598	8.2	Lillard, Por.	75	440	5.9
Antetokounmpo, Mil.	80	656	471	1832	22.9	Griffin, LA-C	61	112	385	497	8.1	Dragic, Mia.	73	424	5.8
Anthony, N.Y.	74	602	304	1659	22.4	Harden, Hou.	81	95	564	659	8.1	Irving, Cle.	72	418	5.8
Lowry, Tor.	60	426	299	1344	22.4	Capela, Hou.	65	178	348	526	8.1	Dero. Williams, ALL to64	360	360	5.6
Thompson, G.S.	78	644	186	1742	22.3	Booker, Brk.	71	143	428	571	8.0	Walker, Cha.	79	434	5.5
Booker, Pho.	78	606	367	1726	22.1	Dieng, Min.	82	188	459	647	7.9	Butler, Chi.	76	417	5.5
Hayward, Utah	73	545	362	1601	21.9	Green, G.S.	76	98	501	599	7.9	Antetokounmpo, Mil.	80	434	5.4
Griffin, LA-C	61	479	320	1316	21.6	Gasol, S.A.	64	107	394	501	7.8	Smith, Det.	81	418	5.2
Bledsoe, Pho.	66	449	388	1390	21.1	Millsap, Atl.	69	111	422	533	7.7	Frazier, N.O.	65	335	5.2
Lopez, Brk.	75	555	295	1539	20.5	Adams, OKC.	80	281	331	612	7.7	Nelson, Den.	75	385	5.1
Conley, Mem.	69	464	316	1415	20.5	Fariied, Den.	61	183	279	462	7.6	Rodriguez, Phi.	68	344	5.1
Dragic, Mia.	73	534	298	1483	20.3	Plumlee, Por.-Den.	81	170	435	605	7.5	Horford, Bos.	68	337	5.0
Gasol, Mem.	74	532	278	1446	19.5	Aminu, Por.	61	77	374	451	7.4	Griffin, LA-C	61	300	4.9
Barnes, Dal.	79	599	242	1518	19.2	Turner, Ind.	81	139	450	589	7.3	Jokic, Den.	73	359	4.9
Love, Cle.	60	370	257	1142	19.0	Aldridge, S.A.	72	172	351	523	7.3	32-T) Jennings, N.Y.-Was.	81	395	4.9
Wade, Chi.	60	414	223	1096	18.3	Porzingis, N.Y.	66	111	364	475	7.2	Lawson, Sac.	69	334	4.8
Gallinari, Den.	63	335	349	1145	18.2	Nurkic, Den.-Por.	65	154	313	467	7.2	Durant, G.S.	62	300	4.8
Porzingis, N.Y.	66	443	198	1196	18.1	Green, Mem.	77	167	377	544	7.1	Russell, LA-L	63	303	4.8
Paul, LA-C	61	374	232	1104	18.1	Biyombo, Orl.	81	157	410	567	7.0	Dellavedova, Mil.	76	357	4.7
Millsap, Atl.	69	430	311	1246	18.1	Kidd-Gilchrist, Cha.	81	156	409	565	7.0	Cousins, Sac.-N.O.	72	332	4.6
Rose, N.Y.	64	460	221	1154	18.0	Hernangomez, N.Y.	72	170	332	502	7.0	Smart, Bos.	79	364	4.6





LEAGUE LEADERS

FIELD GOAL PCT.	FG	FGA	PCT	3-PT FIELD GOAL PCT.	3FG	3GA	PCT	FREE THROW PCT.	FT	FTA	PCT
Jordan, LA-C	412	577	.714	Korver, Atl.-Cle.	162	359	.451	McCollum, Por.	268	294	.912
Gobert, Utah	413	625	.661	Crabbe, Por.	134	302	.444	Thomas, Bos.	590	649	.909
Capela, Hou.	362	563	.643	Ingles, Utah	123	279	.441	Irving, Cle.	297	328	.905
Howard, Atl.	388	613	.633	4) Porter, Was.	148	341	.434	Gallinari, Den.	349	387	.902
5) Gortat, Was.	390	674	.579	Redick, LA-C	201	468	.429	George, Ind.	336	374	.898
Jokic, Den.	494	854	.578	Curry, Dal.	137	322	.425	Curry, G.S.	325	362	.898
Adams, OKC.	374	655	.571	McCollum, Por.	185	439	.421	Lillard, Por.	488	545	.895
Whiteside, Mia.	542	973	.557	Harris, Den.	107	255	.420	8-T) Bogdanovic, Brk.-Was	217	243	.893
Valanciunas, Tor.	391	702	.557	Babbitt, Mia.	87	210	.414	Belinelli, Cha.	150	168	.893
James, Cle.	736	1344	.548	Thompson, G.S.	268	647	.414	Paul, LA-C	232	260	.892
Kanter, OKC.	402	737	.545	Mills, S.A.	147	355	.414	Rubio, Min.	254	285	.891
Towns, Min.	802	1480	.542	Miles, Ind.	169	409	.413	Redick, LA-C	180	202	.891
Durant, G.S.	551	1026	.537	Lowry, Tor.	193	468	.412	Leonard, S.A.	469	533	.880
Plumlee, Por.-Den.	334	623	.536	J. Johnson, Utah	106	258	.411	L. Williams, LA-L-Ho	402	457	.880
Monroe, Mil.	387	725	.534	Curry, G.S.	324	789	.411	Durant, G.S.	336	384	.875
Drummond, Det.	483	911	.530	Paul, LA-C	124	302	.411	Rose, N.Y.	221	253	.874
T. Young, Ind.	362	687	.527	Frye, Cle.	137	335	.409	Williams, Cha.	131	150	.873
Antetokounmpo, Mil.	656	1259	.521	Conley, Mem.	171	420	.407	Love, Cle.	257	295	.871
Booker, Brk.	305	591	.516	Snell, Mil.	144	355	.406	Teague, Ind.	360	415	.867
19) Porter, Was.	414	803	.516	Dragic, Mia.	117	289	.405	Butler, Chi.	585	676	.865
Gibson, Chi.-OKC.	365	709	.515	21) Beal, Was.	223	552	.404	Green, Orl.	145	168	.863
Turner, Ind.	444	869	.511	Young, LA-L	170	421	.404	Barnes, Dal.	242	281	.861
Davis, N.O.	770	1526	.505	Hill, Utah	94	233	.403	Anderson, Hou.	129	150	.860
Harkless, Por.	314	624	.503	Anderson, Hou.	204	506	.403	Collison, Sac.	147	171	.860
Harris, Den.	320	637	.502	Lee, N.Y.	108	269	.401	Conley, Mem.	316	368	.859
Dieng, Min.	332	661	.502	Irving, Cle.	177	441	.401	Crawford, LA-C	174	203	.857
Gasol, S.A.	303	604	.502	Walker, Cha.	240	602	.399	Knight, Pho.	132	154	.857
Warren, Pho.	403	814	.495	Crowder, Bos.	157	394	.398	Batum, Cha.	243	284	.856
Griffin, LA-C	479	971	.493	Hayward, Utah	149	374	.398	Schroder, Atl.	218	255	.855
Lopez, Chi.	382	775	.493	Walters, Mia.	85	215	.395	Thompson, G.S.	186	218	.853
Parker, Mil.	399	814	.490	George, Ind.	195	496	.393	Bledsoe, Pho.	388	458	.847
Randle, LA-L	377	774	.487	Ginobili, S.A.	89	227	.392	Walker, Cha.	304	359	.847
Leonard, S.A.	636	1312	.485	Tolliver, Sac.	90	230	.391	Harden, Hou.	746	881	.847
34) Beal, Was.	637	1322	.482	Ibaka, Orl.-Tor.	124	317	.391	Westbrook, OKC.	710	840	.845
Curry, Dal.	338	703	.481	Hield, N.O.-Sac.	148	379	.391	Hayward, Utah	362	429	.844
Harris, Det.	511	1063	.481	Bradley, Bos.	108	277	.390	Kilpatrick, Brk.	204	242	.843
McCollum, Por.	692	1441	.480	Galloway, N.O.-Sac.	120	308	.390	DeRozan, Tor.	545	647	.842
Leuer, Det.	310	646	.480	Gallinari, Den.	126	324	.389	Harris, Det.	190	226	.841
Ibaka, Orl.-Tor.	471	982	.480	Daniels, Mem.	138	355	.389	Gordon, Hou.	147	175	.840
J. Johnson, Mia.	368	769	.479	Nelson, Den.	106	273	.388	Gasol, Mem.	278	332	.837



LEAGUE LEADERS

STEALS PER GAME	G	STL	AVG	BLOCKS PER GAME	G	BLK	AVG	MINUTES PER GAME	G	MIN	AVG
Green, G.S.	76	154	2.03	Gobert, Utah	81	214	2.64	James, Cle.	74	2795	37.8
2) Wall, Was.	78	157	2.01	Davis, N.O.	75	167	2.23	Lowry, Tor.	60	2244	37.4
Paul, LA-C	61	119	1.95	Turner, Ind.	81	173	2.14	Wiggins, Min.	82	3048	37.2
Covington, Phi.	67	127	1.90	Whiteside, Mia.	77	162	2.10	Butler, Chi.	76	2809	37.0
Butler, Chi.	76	143	1.88	Porzingis, N.Y.	66	129	1.95	Towns, Min.	82	3031	37.0
Ariza, Hou.	80	147	1.84	Antetokounmpo, Mil.	80	151	1.89	Harden, Hou.	81	2947	36.4
Curry, G.S.	79	142	1.80	Jordan, LA-C	81	134	1.65	6-T) Wall, Was.	78	2836	36.4
Leonard, S.A.	74	133	1.80	Lopez, Brk.	75	124	1.65	Davis, N.O.	75	2708	36.1
Rubio, Min.	75	128	1.71	Durant, G.S.	62	99	1.60	Lillard, Por.	75	2693	35.9
McConnell, Phi.	81	134	1.65	Ibaka, Orl.-Tor.	79	124	1.57	George, Ind.	75	2689	35.9
Antetokounmpo, Mil.	80	131	1.64	Lopez, Chi.	81	117	1.44	Antetokounmpo, Mil.	80	2845	35.6
Westbrook, OKC.	81	132	1.63	Green, G.S.	76	106	1.39	Barnes, Dal.	79	2804	35.5
Allen, Mem.	71	115	1.62	Henson, Mil.	58	78	1.34	DeRozan, Tor.	74	2620	35.4
George, Ind.	75	119	1.59	Gasol, Mem.	74	99	1.34	Irving, Cle.	72	2525	35.1
Smart, Bos.	79	125	1.58	O'Quinn, N.Y.	79	104	1.32	Booker, Pho.	78	2731	35.0
Sefolosha, Atl.	62	96	1.55	Cousins, Sac.-N.O.	72	93	1.29	McCollum, Por.	80	2796	34.9
Drummond, Det.	81	124	1.53	Len, Pho.	77	98	1.27	17-T) Beal, Was.	77	2684	34.9
T. Young, Ind.	74	113	1.53	Horford, Bos.	68	86	1.26	Walker, Cha.	79	2739	34.7
Harden, Hou.	81	121	1.49	Towns, Min.	82	103	1.26	Ariza, Hou.	80	2773	34.7
Holiday, N.O.	67	100	1.49	Howard, Atl.	74	92	1.24	Westbrook, OKC.	81	2802	34.6
Lowry, Tor.	60	89	1.48	Aldridge, S.A.	72	88	1.22	Hayward, Utah	73	2516	34.5
Beverly, Hou.	67	99	1.48	Capela, Hou.	65	79	1.22	Anthony, N.Y.	74	2538	34.3
23-T) Porter, Was.	80	116	1.45	Dieng, Min.	82	95	1.16	Cousins, Sac.-N.O.	72	2465	34.2
Rondo, Chi.	69	99	1.43	Nurkic, Den.-Por.	65	74	1.14	Gasol, Mem.	74	2531	34.2
Wade, Chi.	60	86	1.43	Plumlee, Por.-Den.	81	92	1.14	Matthews, Dal.	73	2495	34.2
Tucker, Pho.-Tor.	81	116	1.43	J. Johnson, Mia.	76	86	1.13	Griffin, LA-C	61	2076	34.0
Cousins, Sac.-N.O.	72	100	1.39	Biyombo, Orl.	81	91	1.12	Batum, Cha.	77	2617	34.0
Russell, LA-L	63	87	1.38	Drummond, Det.	81	89	1.10	Thompson, G.S.	78	2649	34.0
Bledsoe, Pho.	66	91	1.38	Gasol, S.A.	64	70	1.09	Millsap, Atl.	69	2343	34.0
Conley, Mem.	69	92	1.33	Thompson, Cle.	78	84	1.08	Gobert, Utah	81	2744	33.9
Millsap, Atl.	69	90	1.30	Covington, Phi.	67	69	1.03	Gallinari, Den.	63	2134	33.9
Nance, LA-L	63	82	1.30	Roberson, OKC.	79	79	1.00	Thomas, Bos.	76	2569	33.8
Temple, Sac.	65	84	1.29	Grant, Phi.-OKC.	80	79	0.99	Dragic, Mia.	73	2459	33.7
Davis, N.O.	75	94	1.25	Vucevic, Orl.	75	74	0.99	Leonard, S.A.	74	2475	33.4
Bazemore, Atl.	73	91	1.25	Adams, OKC.	80	78	0.98	Curry, G.S.	79	2639	33.4
James, Cle.	74	92	1.24	Kidd-Gilchrist, Cha.	81	77	0.95	Durant, G.S.	62	2070	33.4
Teague, Ind.	82	101	1.23	Zeller, Cha.	62	58	0.94	Caldwell-Pope, Det.	76	2529	33.3
Dragic, Mia.	73	89	1.22	Harkless, Por.	77	70	0.91	Conley, Mem.	69	2292	33.2
Roberson, OKC.	79	94	1.19	Millsap, Atl.	69	62	0.90	Oladipo, OKC.	67	2223	33.2
Ginobili, S.A.	69	82	1.19	McGee, G.S.	77	67	0.87	Bledsoe, Pho.	66	2176	33.0





SINGLE GAME HIGHS & LOWS

SINGLE-GAME HIGHS / PLAYERS

Minutes -- 60, Millsap, ATL vs. NY, 1/29 (4 OT)
 Minutes -- 46, Booker, PHO vs. UTA, 1/16
 Field Goals -- 21, Westbrook, OKC at ORL, 3/29 (OT)
 Field Goals -- 21, (3 times, most recently) Booker, PHO at BOS, 3/2.
 FG Attempts -- 44, Westbrook, OKC vs. PHO, 10/28 (OT)
 FG Attempts -- 40, Booker, PHO at BOS, 3/24
 3-Pt. Field Goals -- 13, Curry, GS vs. NO, 11/7
 3-Pt. FG Attempts -- 19, Harden, HOU vs. DET, 4/7
 Free Throws -- 24, Booker, PHO at BOS, 3/24
 FT Attempts -- 26, Booker, PHO at BOS, 3/24
 Off. Rebounds -- 13, Gobert, UTA vs. NY, 3/22
 Def. Rebounds -- 20, Cousins, NO vs. SA, 3/3 (OT)
 Def. Rebounds -- 20, Jordan, LAC at NO, 12/28
 Def. Rebounds -- 20, Towns, MIN at HOU, 4/12
 Rebounds -- 25, Gobert, UTA at DAL, 1/20 (OT)
 Rebounds -- 25, Whiteside, MIA vs. ATL, 11/15
 Rebounds -- 25, Jordan, LAC at NO, 12/28
 Assists -- 22, Westbrook, OKC vs. PHO, 12/17
 Steals -- 10, Green, GS at MEM, 2/10
 Turnovers -- 12, Harden, HOU vs. TOR, 11/23
 Blocks -- 8, (3 times, most recently) Gobert, UTA at IND, 3/20
 Points -- 70, Booker, PHO at BOS, 3/24

SINGLE-GAME HIGHS AND LOWS / TEAMS

Field Goals -- 57, Golden State, vs. LAC, 1/28
 Fewest Field Goals -- 21, Dallas, vs. MEM, 11/18
 FG Attempts -- 128, New York, at ATL, 1/29 (4 OT)
 FG Attempts -- 109, Phoenix, at SAC, 4/11
 Fewest FG Attempts -- 62, Utah, vs. MEM, 1/28
 Field Goal Pct. -- .640, Brooklyn, at PHI, 4/4
 Lowest Field Goal Pct. -- .288, Dallas, vs. MEM, 11/18
 3-Pt. Field Goals -- 25, Cleveland, at ATL, 3/3
 3-Pt. FG Attempts -- 61, Houston, vs. NO, 12/16
 3-Pt. FG Pct. -- .700, Sacramento, at SA, 3/19
Free Throws -- 42, Washington, at PHO, 3/7
 Fewest Free Throws -- 2, Indiana, at CHA, 3/6
FT Attempts -- 53, Washington, at PHO, 3/7
 Fewest FT Attempts -- 3, Indiana, at CHA, 3/6
 Free Throw Pct. -- 1.000, (17 times, most recently) Minnesota, at UTA, 4/7
 Lowest Free Throw Pct. -- .176, Detroit, at NO, 3/1
 Off. Rebounds -- 26, Denver, at BRK, 12/7
 Off. Rebounds -- 26, Atlanta, vs. BRK, 3/26
 Fewest Off. Rebounds -- 1, (4 times, most recently) Brooklyn, at PHI, 4/4
 Def. Rebounds -- 51, Detroit, vs. PHO, 3/19
 Fewest Def. Rebounds -- 18, Memphis, at TOR, 11/30
 Rebounds -- 67, Chicago, at POR, 11/15
 Fewest Rebounds -- 25, (4 times, most recently) Philadelphia, at OKC, 3/22
 Assists -- 47, Golden State, vs. LAL, 11/23
 Fewest Assists -- 7, Toronto, at MIA, 3/11
 Personal Fouls -- 39, New York, at ATL, 1/29 (4 OT)
 Personal Fouls -- 36, Phoenix, vs. DEN, 1/28
 Fewest Personal Fouls -- 8, (4 times, most recently) Charlotte, vs. IND, 3/6
 Steals -- 20, Houston, vs. LAL, 12/7
Turnovers -- 29, Denver, at WAS, 12/8
 Fewest Turnovers -- 3, Boston, vs. NY, 1/18
 Fewest Turnovers -- 3, Portland, vs. UTA, 4/8
 Blocks -- 15, San Antonio, vs. TOR, 1/3
 Points -- 149, Golden State, vs. LAL, 11/23
 Fewest Points -- 64, Dallas, vs. MEM, 11/18



FINAL NBA TEAM STATISTICS

FIELD GOALS		3-PT. F.G.'S			FREE THROWS			-- REBOUNDS --			----- MISCELLANEOUS -----					SCORING					
TEAM	G	MADE	ATT.	PCT.	MADE	ATT.	PCT.	MADE	ATT.	PCT.	OFF.	DEF.	TOT.	AST	PF	DQ	STL	TO	BLK	PTS	AVG.
G.S.	82	3532	7140	.495	982	2562	.383	1457	1850	.788	770	2873	3643	2491	1585	4	785	1211	555	9503	115.9
Hou.	82	3305	7152	.462	1181	3306	.357	1667	2177	.766	892	2746	3638	2070	1634	5	670	1240	352	9458	115.3
Den.	82	3377	7194	.469	870	2365	.368	1537	1986	.774	966	2837	3803	2077	1567	3	568	1226	323	9161	111.7
Clev.	82	3275	6963	.470	1067	2779	.384	1431	1913	.748	766	2822	3588	1858	1486	8	539	1121	329	9048	110.3
Wash.	82	3388	7137	.475	756	2030	.372	1421	1812	.784	843	2671	3514	1956	1745	11	693	1162	337	8953	109.2
LA-C	82	3242	6820	.475	841	2245	.375	1586	2128	.745	738	2789	3527	1848	1626	4	612	1063	348	8911	108.7
Bos.	82	3168	6978	.454	985	2742	.359	1536	1903	.807	744	2698	3442	2069	1686	6	617	1088	340	8857	108.0
Port.	82	3243	7060	.459	852	2273	.375	1513	1940	.780	830	2750	3580	1733	1736	15	574	1126	408	8851	107.9
Phoe.	82	3270	7260	.450	615	1854	.332	1676	2159	.776	976	2712	3688	1604	2030	20	673	1264	399	8831	107.7
Tor.	82	3211	6918	.464	725	1996	.363	1615	2028	.796	871	2676	3547	1517	1708	6	677	1041	400	8762	106.9
OKC.	82	3237	7169	.452	692	2116	.327	1575	2113	.745	1002	2821	3823	1721	1715	6	648	1230	408	8741	106.6
Brk.	82	3102	6987	.444	877	2591	.338	1592	2020	.788	721	2879	3600	1756	1726	8	593	1356	388	8673	105.8
Minn.	82	3235	6923	.467	601	1724	.349	1586	1986	.799	938	2540	3478	1940	1646	9	654	1150	370	8657	105.6
S.A.	82	3222	6864	.469	753	1927	.391	1440	1806	.797	821	2777	3598	1954	1498	2	655	1101	484	8637	105.3
Ind.	82	3221	6931	.465	709	1885	.376	1467	1811	.810	742	2702	3444	1844	1597	7	669	1130	411	8618	105.1
Cha.	82	3093	7000	.442	824	2347	.351	1591	1953	.815	721	2853	3574	1891	1360	7	571	942	390	8601	104.9
LA-L	82	3224	7164	.450	730	2110	.346	1397	1853	.754	933	2636	3569	1716	1698	7	674	1243	320	8575	104.6
N.Y.	82	3244	7253	.447	704	2022	.348	1364	1731	.788	983	2722	3705	1786	1668	13	582	1140	453	8556	104.3
N.O.	82	3210	7130	.450	768	2196	.350	1368	1825	.750	703	2879	3582	1869	1490	5	638	1054	453	8556	104.3
Milw.	82	3182	6714	.474	720	1947	.370	1413	1839	.768	722	2589	3311	1984	1660	7	666	1145	437	8497	103.6
Miami	82	3202	7037	.455	808	2213	.365	1248	1768	.706	872	2705	3577	1742	1680	7	588	1102	472	8460	103.2
Atl.	82	3123	6918	.451	729	2137	.341	1484	2039	.728	842	2793	3635	1938	1491	5	672	1294	397	8459	103.2
Chi.	82	3169	7141	.444	623	1831	.340	1474	1848	.798	999	2797	3796	1851	1455	4	643	1112	393	8435	102.9
Sac.	82	3105	6734	.461	737	1960	.376	1483	1913	.775	715	2652	3367	1844	1667	9	627	1201	325	8430	102.8
Phil.	82	3088	6990	.442	831	2443	.340	1393	1806	.771	807	2706	3513	1949	1793	10	692	1367	417	8400	102.4
Det.	82	3269	7282	.449	631	1914	.330	1140	1586	.719	908	2838	3746	1732	1467	4	574	973	310	8309	101.3
Orl.	82	3139	7133	.440	701	2139	.328	1309	1753	.747	807	2734	3541	1820	1584	5	580	1091	396	8288	101.1
Utah	82	3033	6515	.466	791	2128	.372	1401	1875	.747	771	2774	3545	1651	1545	7	550	1118	410	8258	100.7
Mem.	82	2984	6854	.435	767	2169	.354	1504	1918	.784	886	2621	3507	1744	1840	15	653	1059	344	8239	100.5
Dall.	82	2968	6750	.440	878	2473	.355	1215	1516	.801	647	2516	3163	1705	1567	8	614	972	307	8029	97.9





FINAL NBA OPPONENT STATISTICS

TEAM	FIELD GOALS			3-PT. F.G.'S			FREE THROWS			-- REBOUNDS --			----- MISCELLANEOUS -----					SCORING			
	G	MADE	ATT.	PCT.	MADE	ATT.	PCT.	MADE	ATT.	PCT.	OFF.	DEF.	TOT.	AST	PF	DQ	STL	TO	BLK	PTS	AVG.
Utah	2978	6723	.443	671	1874	.358	1308	1701	.769	742	2554	3296	1463	1655	7	598	995	312	7935	96.8	+3.9
S.A.	3032	6840	.443	668	1943	.344	1315	1705	.771	800	2600	3400	1757	1623	3	614	1184	333	8047	98.1	+7.2
Mem.	2864	6465	.443	813	2299	.354	1658	2202	.753	761	2692	3453	1645	1708	10	574	1171	410	8199	100.0	+0.5
Dall.	3035	6477	.469	788	2074	.380	1411	1827	.772	727	2923	3650	1743	1591	6	535	1226	280	8269	100.8	-2.9
Miami	3108	6904	.450	639	1864	.343	1518	1940	.782	837	2737	3574	1611	1530	5	556	1121	400	8373	102.1	+1.1
Chi.	3236	7099	.456	731	2121	.345	1197	1555	.770	843	2698	3541	1939	1541	6	602	1099	378	8400	102.4	+0.4
Det.	3144	6830	.460	767	2098	.366	1346	1726	.780	656	2860	3516	1929	1434	3	551	1046	341	8401	102.5	-1.1
Tor.	3052	6801	.449	794	2240	.354	1519	1948	.780	831	2620	3451	1786	1666	5	547	1200	392	8417	102.6	+4.2
Milw.	3116	6802	.458	816	2312	.353	1464	1900	.771	845	2636	3481	1974	1579	6	609	1205	375	8512	103.8	-0.2
Atl.	3178	7155	.444	893	2502	.357	1280	1658	.772	876	2722	3598	1919	1768	14	738	1262	424	8529	104.0	-0.9
G.S.	3181	7311	.435	737	2277	.324	1450	1905	.761	963	2604	3567	1862	1588	4	705	1272	313	8549	104.3	+11.6
LA-C	3163	6999	.452	753	2154	.350	1480	1917	.772	837	2700	3537	1891	1835	12	577	1084	258	8559	104.4	+4.3
Cha.	3237	7091	.456	950	2577	.369	1161	1496	.776	731	2909	3640	2012	1631	6	539	1071	451	8585	104.7	+0.2
Ind.	3115	6909	.451	849	2389	.355	1557	1974	.789	879	2751	3630	1832	1599	8	661	1225	407	8636	105.3	-0.2
Bos.	3168	7035	.450	735	2213	.332	1570	2042	.769	883	2769	3652	1851	1664	10	623	1141	426	8641	105.4	+2.6
OKC.	3215	6998	.459	724	2036	.356	1525	1996	.764	750	2583	3333	1758	1697	9	698	1129	450	8679	105.8	+0.8
N.O.	3286	7299	.450	863	2445	.353	1293	1697	.762	872	3091	3963	1921	1581	10	603	1144	348	8728	106.4	-2.1
Sac.	3153	6824	.462	896	2462	.364	1546	1988	.778	826	2689	3515	1941	1646	10	694	1145	420	8748	106.7	-3.9
Minn.	3246	6829	.475	811	2213	.366	1445	1881	.768	806	2508	3314	1896	1681	6	629	1169	413	8748	106.7	-1.1
Clev.	3333	7284	.458	850	2353	.361	1271	1644	.773	902	2724	3626	2024	1690	5	598	1033	352	8787	107.2	+3.2
Wash.	3253	6978	.466	810	2224	.364	1489	1982	.751	868	2661	3529	1870	1621	12	606	1257	377	8805	107.4	+1.8
Orl.	3304	7081	.467	794	2160	.368	1425	1860	.766	799	2934	3733	1936	1532	9	622	1069	420	8827	107.6	-6.6
N.Y.	3259	7161	.455	806	2313	.348	1533	1988	.771	953	2715	3668	1786	1516	6	615	1061	374	8857	108.0	-3.7
Phil.	3244	7040	.461	729	2044	.357	1650	2135	.773	886	2801	3687	1859	1610	6	705	1242	445	8867	108.1	-5.7
Port.	3213	7069	.455	762	2058	.370	1706	2173	.785	830	2778	3608	1688	1624	4	633	1052	431	8894	108.5	-0.5
Hou.	3375	7286	.463	820	2389	.343	1415	1819	.778	878	2735	3613	1979	1674	11	697	1235	409	8985	109.6	+5.8
Den.	3454	7248	.477	808	2153	.375	1403	1794	.782	770	2576	3346	1972	1653	11	681	982	404	9119	111.2	+0.5
LA-L	3405	7054	.483	830	2246	.370	1499	1966	.762	843	2801	3644	2110	1520	9	698	1188	441	9139	111.5	-6.9
Brk.	3414	7449	.458	816	2232	.366	1581	2049	.772	902	2965	3867	1888	1671	9	780	1092	457	9225	112.5	-6.7
Phoe.	3300	7070	.467	825	2159	.382	1868	2387	.783	840	2772	3612	1818	1822	5	663	1222	435	9293	113.3	-5.6



FINAL NBA TEAM STATISTICS (PER GAME)

	FIELD GOALS		3-PT. F.G.'S		FREE THROWS			--- REBOUNDS ---				----- MISCELLANEOUS -----								
Atl.	82	38.09	84.37	.451	8.89	26.06	.341	18.10	24.87	.728	10.27	34.06	44.33	23.63	18.18	0.06	8.20	15.78	4.84	103.2
Bos.	82	38.63	85.10	.454	12.01	33.44	.359	18.73	23.21	.807	9.07	32.90	41.98	25.23	20.56	0.07	7.52	13.27	4.15	108.0
Brk.	82	37.83	85.21	.444	10.70	31.60	.338	19.41	24.63	.788	8.79	35.11	43.90	21.41	21.05	0.10	7.23	16.54	4.73	105.8
Cha.	82	37.72	85.37	.442	10.05	28.62	.351	19.40	23.82	.815	8.79	34.79	43.59	23.06	16.59	0.09	6.96	11.49	4.76	104.9
Chi.	82	38.65	87.09	.444	7.60	22.33	.340	17.98	22.54	.798	12.18	34.11	46.29	22.57	17.74	0.05	7.84	13.56	4.79	102.9
Clev.	82	39.94	84.91	.470	13.01	33.89	.384	17.45	23.33	.748	9.34	34.41	43.76	22.66	18.12	0.10	6.57	13.67	4.01	110.3
Dall.	82	36.20	82.32	.440	10.71	30.16	.355	14.82	18.49	.801	7.89	30.68	38.57	20.79	19.11	0.10	7.49	11.85	3.74	97.9
Den.	82	41.18	87.73	.469	10.61	28.84	.368	18.74	24.22	.774	11.78	34.60	46.38	25.33	19.11	0.04	6.93	14.95	3.94	111.7
Det.	82	39.87	88.80	.449	7.70	23.34	.330	13.90	19.34	.719	11.07	34.61	45.68	21.12	17.89	0.05	7.00	11.87	3.78	101.3
G.S.	82	43.07	87.07	.495	11.98	31.24	.383	17.77	22.56	.788	9.39	35.04	44.43	30.38	19.33	0.05	9.57	14.77	6.77	115.9
Hou.	82	40.30	87.22	.462	14.40	40.32	.357	20.33	26.55	.766	10.88	33.49	44.37	25.24	19.93	0.06	8.17	15.12	4.29	115.3
Ind.	82	39.28	84.52	.465	8.65	22.99	.376	17.89	22.09	.810	9.05	32.95	42.00	22.49	19.48	0.09	8.16	13.78	5.01	105.1
LA-C	82	39.54	83.17	.475	10.26	27.38	.375	19.34	25.95	.745	9.00	34.01	43.01	22.54	19.83	0.05	7.46	12.96	4.24	108.7
LA-L	82	39.32	87.37	.450	8.90	25.73	.346	17.04	22.60	.754	11.38	32.15	43.52	20.93	20.71	0.09	8.22	15.16	3.90	104.6
Mem.	82	36.39	83.59	.435	9.35	26.45	.354	18.34	23.39	.784	10.80	31.96	42.77	21.27	22.44	0.18	7.96	12.91	4.20	100.5
Miami	82	39.05	85.82	.455	9.85	26.99	.365	15.22	21.56	.706	10.63	32.99	43.62	21.24	20.49	0.09	7.17	13.44	5.76	103.2
Milw.	82	38.80	81.88	.474	8.78	23.74	.370	17.23	22.43	.768	8.80	31.57	40.38	24.20	20.24	0.09	8.12	13.96	5.33	103.6
Minn.	82	39.45	84.43	.467	7.33	21.02	.349	19.34	24.22	.799	11.44	30.98	42.41	23.66	20.07	0.11	7.98	14.02	4.51	105.6
N.O.	82	39.15	86.95	.450	9.37	26.78	.350	16.68	22.26	.750	8.57	35.11	43.68	22.79	18.17	0.06	7.78	12.85	5.52	104.3
N.Y.	82	39.56	88.45	.447	8.59	24.66	.348	16.63	21.11	.788	11.99	33.20	45.18	21.78	20.34	0.16	7.10	13.90	5.52	104.3
OKC.	82	39.48	87.43	.452	8.44	25.80	.327	19.21	25.77	.745	12.22	34.40	46.62	20.99	20.91	0.07	7.90	15.00	4.98	106.6
Orl.	82	38.28	86.99	.440	8.55	26.09	.328	15.96	21.38	.747	9.84	33.34	43.18	22.20	19.32	0.06	7.07	13.30	4.83	101.1
Phil.	82	37.66	85.24	.442	10.13	29.79	.340	16.99	22.02	.771	9.84	33.00	42.84	23.77	21.87	0.12	8.44	16.67	5.09	102.4
Phoe.	82	39.88	88.54	.450	7.50	22.61	.332	20.44	26.33	.776	11.90	33.07	44.98	19.56	24.76	0.24	8.21	15.41	4.87	107.7
Port.	82	39.55	86.10	.459	10.39	27.72	.375	18.45	23.66	.780	10.12	33.54	43.66	21.13	21.17	0.18	7.00	13.73	4.98	107.9
Sac.	82	37.87	82.12	.461	8.99	23.90	.376	18.09	23.33	.775	8.72	32.34	41.06	22.49	20.33	0.11	7.65	14.65	3.96	102.8
S.A.	82	39.29	83.71	.469	9.18	23.50	.391	17.56	22.02	.797	10.01	33.87	43.88	23.83	18.27	0.02	7.99	13.43	5.90	105.3
Tor.	82	39.16	84.37	.464	8.84	24.34	.363	19.70	24.73	.796	10.62	32.63	43.26	18.50	20.83	0.07	8.26	12.70	4.88	106.9
Utah	82	36.99	79.45	.466	9.65	25.95	.372	17.09	22.87	.747	9.40	33.83	43.23	20.13	18.84	0.09	6.71	13.63	5.00	100.7
Wash.	82	41.32	87.04	.475	9.22	24.76	.372	17.33	22.10	.784	10.28	32.57	42.85	23.85	21.28	0.13	8.45	14.17	4.11	109.2





FINAL NBA OPPONENT STATISTICS (PER GAME)

	FIELD GOALS		3-PT. F.G.'S		FREE THROWS			--- REBOUNDS ---				----- MISCELLANEOUS -----								
Atl.	82	38.76	87.26	.444	10.89	30.51	.357	15.61	20.22	.772	10.68	33.20	43.88	23.40	21.56	0.17	9.00	15.39	5.17	104.0
Bos.	82	38.63	85.79	.450	8.96	26.99	.332	19.15	24.90	.769	10.77	33.77	44.54	22.57	20.29	0.12	7.60	13.91	5.20	105.4
Brk.	82	41.63	90.84	.458	9.95	27.22	.366	19.28	24.99	.772	11.00	36.16	47.16	23.02	20.38	0.11	9.51	13.32	5.57	112.5
Cha.	82	39.48	86.48	.456	11.59	31.43	.369	14.16	18.24	.776	8.91	35.48	44.39	24.54	19.89	0.07	6.57	13.06	5.50	104.7
Chi.	82	39.46	86.57	.456	8.91	25.87	.345	14.60	18.96	.770	10.28	32.90	43.18	23.65	18.79	0.07	7.34	13.40	4.61	102.4
Clev.	82	40.65	88.83	.458	10.37	28.70	.361	15.50	20.05	.773	11.00	33.22	44.22	24.68	20.61	0.06	7.29	12.60	4.29	107.2
Dall.	82	37.01	78.99	.469	9.61	25.29	.380	17.21	22.28	.772	8.87	35.65	44.51	21.26	19.40	0.07	6.52	14.95	3.41	100.8
Den.	82	42.12	88.39	.477	9.85	26.26	.375	17.11	21.88	.782	9.39	31.41	40.80	24.05	20.16	0.13	8.30	11.98	4.93	111.2
Det.	82	38.34	83.29	.460	9.35	25.59	.366	16.41	21.05	.780	8.00	34.88	42.88	23.52	17.49	0.04	6.72	12.76	4.16	102.5
G.S.	82	38.79	89.16	.435	8.99	27.77	.324	17.68	23.23	.761	11.74	31.76	43.50	22.71	19.37	0.05	8.60	15.51	3.82	104.3
Hou.	82	41.16	88.85	.463	10.00	29.13	.343	17.26	22.18	.778	10.71	33.35	44.06	24.13	20.41	0.13	8.50	15.06	4.99	109.6
Ind.	82	37.99	84.26	.451	10.35	29.13	.355	18.99	24.07	.789	10.72	33.55	44.27	22.34	19.50	0.10	8.06	14.94	4.96	105.3
LA-C	82	38.57	85.35	.452	9.18	26.27	.350	18.05	23.38	.772	10.21	32.93	43.13	23.06	22.38	0.15	7.04	13.22	3.15	104.4
LA-L	82	41.52	86.02	.483	10.12	27.39	.370	18.28	23.98	.762	10.28	34.16	44.44	25.73	18.54	0.11	8.51	14.49	5.38	111.5
Mem.	82	34.93	78.84	.443	9.91	28.04	.354	20.22	26.85	.753	9.28	32.83	42.11	20.06	20.83	0.12	7.00	14.28	5.00	100.0
Miami	82	37.90	84.20	.450	7.79	22.73	.343	18.51	23.66	.782	10.21	33.38	43.59	19.65	18.66	0.06	6.78	13.67	4.88	102.1
Milw.	82	38.00	82.95	.458	9.95	28.20	.353	17.85	23.17	.771	10.30	32.15	42.45	24.07	19.26	0.07	7.43	14.70	4.57	103.8
Minn.	82	39.59	83.28	.475	9.89	26.99	.366	17.62	22.94	.768	9.83	30.59	40.41	23.12	20.50	0.07	7.67	14.26	5.04	106.7
N.O.	82	40.07	89.01	.450	10.52	29.82	.353	15.77	20.70	.762	10.63	37.70	48.33	23.43	19.28	0.12	7.35	13.95	4.24	106.4
N.Y.	82	39.74	87.33	.455	9.83	28.21	.348	18.70	24.24	.771	11.62	33.11	44.73	21.78	18.49	0.07	7.50	12.94	4.56	108.0
OKC.	82	39.21	85.34	.459	8.83	24.83	.356	18.60	24.34	.764	9.15	31.50	40.65	21.44	20.70	0.11	8.51	13.77	5.49	105.8
Orl.	82	40.29	86.35	.467	9.68	26.34	.368	17.38	22.68	.766	9.74	35.78	45.52	23.61	18.68	0.11	7.59	13.04	5.12	107.6
Phil.	82	39.56	85.85	.461	8.89	24.93	.357	20.12	26.04	.773	10.80	34.16	44.96	22.67	19.63	0.07	8.60	15.15	5.43	108.1
Phoe.	82	40.24	86.22	.467	10.06	26.33	.382	22.78	29.11	.783	10.24	33.80	44.05	22.17	22.22	0.06	8.09	14.90	5.30	113.3
Port.	82	39.18	86.21	.455	9.29	25.10	.370	20.80	26.50	.785	10.12	33.88	44.00	20.59	19.80	0.05	7.72	12.83	5.26	108.5
Sac.	82	38.45	83.22	.462	10.93	30.02	.364	18.85	24.24	.778	10.07	32.79	42.87	23.67	20.07	0.12	8.46	13.96	5.12	106.7
S.A.	82	36.98	83.41	.443	8.15	23.70	.344	16.04	20.79	.771	9.76	31.71	41.46	21.43	19.79	0.04	7.49	14.44	4.06	98.1
Tor.	82	37.22	82.94	.449	9.68	27.32	.354	18.52	23.76	.780	10.13	31.95	42.09	21.78	20.32	0.06	6.67	14.63	4.78	102.6
Utah	82	36.32	81.99	.443	8.18	22.85	.358	15.95	20.74	.769	9.05	31.15	40.20	17.84	20.18	0.09	7.29	12.13	3.80	96.8
Wash.	82	39.67	85.10	.466	9.88	27.12	.364	18.16	24.17	.751	10.59	32.45	43.04	22.80	19.77	0.15	7.39	15.33	4.60	107.4



TEAM STATISTICS, RANK WITHIN LEAGUE

	ATL	BOS	BRK	CHA	CHI	CLE	DAL	DEN	DET	GS	HOU	IND	LAC	LAL	MEM	MIA	MIL	MIN	NO	NY	OKC	ORL	PHI	PHO	POR	SAC	SA	TOR	UTA	WAS
Points/game	22	7	12	16	23	4	30	3	26	1	2	15	6	17	29	21	20	13	18t	18t	11	27	25	9	8	24	14	10	28	<u>5</u>
FG pct.	18	16	24	26	25	5	29	6	22	1	12	10	2	21	30	15	4	8	20	23	17	28	27	19	14	13	7	11	9	<u>3</u>
FT pct.	28	3	9	1	6	23	4	17	29	11	20	2	27	21	13	30	19	5	22	10	26	25	18	15	14	16	7	8	24	<u>12</u>
3-pt FG pct.	23	14	26	18	24	2	16	11	28	3	15	4	7	22	17	12	10	20	19	21	30	29	25	27	6	5	1	13	9	<u>8</u>
Off. Reb./gm	14	22	26t	26t	2	21	30	5	8	20	9	23	24	7	10	11	25	6	29	3	1	17t	17t	4	15	28	16	12	19	<u>13</u>
Def. Reb./gm	10	22	1t	4	9	7	30	6	5	3	15	21	11	26	27	20	28	29	1t	17	8	16	19	18	14	25	12	23	13	<u>24</u>
Rebounds/game	9	27	10	16	3	12	30	2	4	7	8	26	21	17	24	15	29	25	13	5	1	20	23	6	14	28	11	18	19	<u>22</u>
Assists/game	10	4	20	11	14	13	27	2	24	1	3	16t	15	26	21	22	5	9	12	19	25	18	8	29	23	16t	7	30	28	<u>6</u>
Steals/game	7	18	21	27	15	30	19	28	25t	1	8	9	20	5	13	22	10	12	16	23	14	24	3	6	25t	17	11	4	29	<u>2</u>
Turnovers/gm	28	8	29	1	12	14	2	23	3	22	25	16	7	26	6	11	18	19	5	17	24	9	30	27	15	21	10	4	13	<u>20</u>
Blocks/gm	14	23	18	17	16	25	30	27	29	1	20	8	21	28	22	3	6	19	4t	4t	10t	15	7	13	10t	26	2	12	9	<u>24</u>
Pers.Fouls/gm	6	21	25	1	2	4	9t	9t	3	12	15	13	14	22	29	20	17	16	5	19	24	11	28	30	26	18	7	23	8	<u>27</u>
DQ/game	7t	11t	20t	14t	3t	20t	20t	2	3t	3t	7t	14t	3t	14t	28t	14t	14t	23t	7t	27	11t	7t	25	30	28t	23t	1	11t	14t	<u>26</u>

OPPONENT STATISTICS, RANK WITHIN LEAGUE

	ATL	BOS	BRK	CHA	CHI	CLE	DAL	DEN	DET	GS	HOU	IND	LAC	LAL	MEM	MIA	MIL	MIN	NO	NY	OKC	ORL	PHI	PHO	POR	SAC	SA	TOR	UTA	WAS
Points/game	10	15	29	13	6	20	4	27	7	11	26	14	12	28	3	5	9	18t	17	23	16	22	24	30	25	18t	2	8	1	<u>21</u>
FG pct.	5	9	18	15	14	16	27	29	20	1	23	10	11	30	3	7	17	28	8	13	19	25	21	26	12	22	4	6	2	<u>24</u>
FT pct.	16	9	15	21	11	20	18	26	25	3	23	30	17	5	2	27	12	8	4	13	6	7	19	28	29	22	14	24	10	<u>1</u>
3-pt FG pct.	16	2	22	25	6	18	29	28	21	1	4	13	8	26	11	3	9	23	10	7	14	24	15	30	27	19	5	12	17	<u>20</u>
Off. Reb./gm	22	25	27t	3	17t	27t	2	7	1	30	23	24	14t	17t	6	14t	19	10	21	29	5	8	26	16	12	11	9	13	4	<u>20</u>
Def. Reb./gm	15	20	29	26	12	16	27	3	25	6	17	19	13	23t	11	18	8	1	30	14	4	28	23t	21	22	10	5	7	2	<u>9</u>
Rebounds/game	16	25	29	22	13	20	24	4	10	14	19	21	12	23	7	15	8	2	30	26	3	28	27	18	17	9	5	6	1	<u>11</u>
Assists/game	19	12	16	28	23	29	5	25	21	14	27	11	17	30	3	2	26	18	20	8t	7	22	13	10	4	24	6	8t	1	<u>15</u>
Steals/game	29	17	30	2	10	8t	1	22	4	27t	24	20	7	25t	6	5	13	18	11	15	25t	16	27t	21	19	23	14	3	8t	<u>12</u>
Turnovers/gm	2	17	21	23	20	28	6	30	27	1	5	7	22	11	13	19	9	14	16	25	18	24	4	8	26	15	12	10	29	<u>3</u>
Blocks/gm	22	23	30	29	12	8	2	15	6	4	17	16	1	26	18	14	10	19	7	9	28	20t	27	25	24	20t	5	13	3	<u>11</u>
Pers.Fouls/gm	3	11	9	15	25	6	21	13	30	22	8	20	1	28	4	27	24	7	23	29	5	26	19	2	16	14	17	10	12	<u>18</u>
DQ/game	1	6t	10t	16t	16t	23t	16t	4t	29t	27t	4t	14	2t	10t	6t	23t	16t	16t	6t	16t	10t	10t	16t	23t	27t	6t	29t	23t	15	<u>2t</u>

TEAM/OPPONENT STATISTICS, RANK WITHIN LEAGUE

	ATL	BOS	BRK	CHA	CHI	CLE	DAL	DEN	DET	GS	HOU	IND	LAC	LAL	MEM	MIA	MIL	MIN	NO	NY	OKC	ORL	PHI	PHO	POR	SAC	SA	TOR	UTA	WAS
Pts/game/diff.	19	8	29	15	14	7	23	12	21	1	3	17	4	30	13	10	16	20	22	24	11	28	27	26	18	25	2	5	6	<u>9</u>
Off. Reb. Pct.	15	25	28	27	4	20	30	2	12	18	10	24	23	7	9	11	22	3	29	5	1	21	19	6	17	26	14	8	16	<u>13</u>
Def. Reb. Pct.	19	27	18	2	11	21	7	5	1	29	22	25	10	23	8	14	26	20	13	30	3	9	28	15	12	17	6	16	4	<u>24</u>
Total Reb. Pct.	16	27	29	18	4	21	28	2	3	22	14	26	20	11	7	13	25	5	30	12	1	19	23	6	15	24	9	10	8	<u>17</u>





MISCELLANEOUS TEAM STATISTICS

TEAM	POINTS		FIELD GOAL		TURNOVERS		REBOUND			BELOW 100 PTS.		OVERTIME GAMES		DECIDED 3 PTS. OR LESS		DECIDED 10 PTS. OR MORE	
	PER GAME		PERCENTAGE		PER GAME		PERCENTAGES			OWN OPP.		W L		W L		W L	
	OWN	OPP.	OWN	OPP.	OWN	OPP.	OFF.	DEF.	TOT.	OWN	OPP.	W	L	W	L	W	L
Atlanta	103.2	104.0	.451	.444	15.8	15.4	.236	.761	.499	34	31	5	0	7	8	17	21
Boston	108.0	105.4	.454	.450	13.3	13.9	.212	.753	.483	18	23	2	1	7	6	17	11
Brooklyn	105.8	112.5	.444	.458	16.5	13.3	.196	.761	.479	28	10	1	1	3	6	9	30
Charlotte	104.9	104.7	.442	.456	11.5*	13.1	.199	.796	.497	26	24	0	6	0	9	19	18
Chicago	102.9	102.4	.444	.456	13.6	13.4	.270	.768	.519	34	32	2	2	5	6	17	23
Cleveland	110.3	107.2	.470	.458	13.7	12.6	.219	.758	.489	20	21	3	4	3	4	25	15
Dallas	97.9	100.8	.440	.469	11.9	15.0	.181	.776	.479	47	40	2	2	4	6	14	26
Denver	111.7	111.2	.469	.477	15.0	12.0	.273	.787	.530	13	12	0	3	5	10	24	19
Detroit	101.3	102.5	.449	.460	11.9	12.8	.241	.812*	.527	35	36	3	1	5	7	23	26
Golden State	115.9*	104.3	.495*	.435*	14.8	15.5*	.228	.749	.489	6	28	0	3	3	4	48	6
Houston	115.3	109.6	.462	.463	15.1	15.1	.246	.758	.502	5	18	3	0	8	3	30	11
Indiana	105.1	105.3	.465	.451	13.8	14.9	.212	.755	.483	24	27	4	2	4	2	23	19
L.A. Clippers	108.7	104.4	.475	.452	13.0	13.2	.215	.769	.492	20	32	1	1	3	6	33	14
L.A. Lakers	104.6	111.5	.450	.483	15.2	14.5	.250	.758	.504	28	15	1	0	2	4	14	31
Memphis	100.5	100.0	.435	.443	12.9	14.3	.248	.775	.511	34	41	5	2	7	5	17	20
Miami	103.2	102.1	.455	.450	13.4	13.7	.242	.764	.503	33	37	2	1	8	6	19	13
Milwaukee	103.6	103.8	.474	.458	14.0	14.7	.215	.754	.484	31	28	1	3	8	2	21	22
Minnesota	105.6	106.7	.467	.475	14.0	14.3	.272	.759	.516	24	23	2	3	7	10	18	19
New Orleans	104.3	106.4	.450	.450	12.9	14.0	.185	.768	.476	27	29	3	5	7	6	17	22
New York	104.3	108.0	.447	.455	13.9	12.9	.266	.741	.503	25	15	1	3	7	10	10	25
Oklahoma City	106.6	105.8	.452	.459	15.0	13.8	.279*	.790	.535*	22	26	4	1	12	7	23	21
Orlando	101.1	107.6	.440	.467	13.3	13.0	.216	.774	.495	37	21	2	2	5	5	10	32
Philadelphia	102.4	108.1	.442	.461	16.7	15.1	.224	.753	.489	34	15	1	4	9	8	7	29
Phoenix	107.7	113.3	.450	.467	15.4	14.9	.260	.764	.512	18	11	3	3	9	5	7	32
Portland	107.9	108.5	.459	.455	13.7	12.8	.230	.768	.499	19	21	4	5	7	11	18	16
Sacramento	102.8	106.7	.461	.462	14.6	14.0	.210	.763	.486	36	19	2	6	10	6	9	27
San Antonio	105.3	98.1	.469	.443	13.4	14.4	.240	.776	.508	23	44	4	1	8	5	30	8
Toronto	106.9	102.6	.464	.449	12.7	14.6	.249	.763	.506	24	29	3	1	8	7	26	8
Utah	100.7	96.8*	.466	.443	13.6	12.1	.232	.789	.510	32	42	2	1	4	4	23	10
Washington	109.2	107.4	.475	.466	14.2	15.3	.241	.755	.498	12	19	4	3	9	6	18	12



ATTENDANCE

TEAM	HOME ATTENDANCE			ROAD ATTENDANCE		
	G	ATT	AVG	G	ATT	AVG
Atlanta Hawks	41	654,306	15,959	41	730,479	17,817
Boston Celtics	41	760,690	18,553	41	750,843	18,313
Brooklyn Nets	41	632,608	15,429	41	727,958	17,755
Charlotte Hornets	41	710,643	17,333	41	720,119	17,564
Chicago Bulls	41	888,882	21,680	41	739,359	18,033
Cleveland Cavaliers	41	843,042	20,562	41	779,880	19,021
Dallas Mavericks	41	811,366	19,789	41	718,291	17,519
Denver Nuggets	41	605,585	14,770	41	714,236	17,420
Detroit Pistons	41	655,141	15,979	41	725,680	17,700
Golden State Warriors	41	803,436	19,596	41	779,621	19,015
Houston Rockets	41	695,903	16,973	41	743,761	18,141
Indiana Pacers	41	684,578	16,697	41	731,786	17,848
Los Angeles Clippers	41	782,609	19,088	41	733,478	17,890
Los Angeles Lakers	41	776,917	18,949	41	745,860	18,192
Memphis Grizzlies	41	677,314	16,520	41	723,881	17,656
Miami Heat	41	805,400	19,644	41	730,566	17,819
Milwaukee Bucks	41	648,952	15,828	41	735,056	17,928
Minnesota Timberwolves	41	607,203	14,810	41	742,174	18,102
New Orleans Pelicans	41	663,099	16,173	41	740,577	18,063
New York Knickerbockers	41	810,741	19,774	41	735,028	17,928
Oklahoma City Thunder	41	746,323	18,203	41	753,331	18,374
Orlando Magic	41	727,875	17,753	41	710,690	17,334
Philadelphia 76ers	41	710,557	17,331	41	705,569	17,209
Phoenix Suns	41	708,639	17,284	41	722,367	17,619
Portland Trail Blazers	41	792,029	19,318	41	719,788	17,556
Sacramento Kings	41	721,928	17,608	41	717,065	17,489
San Antonio Spurs	41	755,347	18,423	41	743,388	18,131
Toronto Raptors	41	813,050	19,830	41	734,953	17,926
Utah Jazz	41	806,142	19,662	41	705,701	17,212
Washington Wizards	41	697,107	17,003	41	735,927	17,949
TOTALS	1230	21,997,412	17,884	1230	21,997,412	17,884





PORTER

22

Wizards

4

cdc

MARKIEFF MORRIS

MARGEN GORTAL

JOHN WALL

OTTO PORTER JR.

BRADLEY BEAL

BOJAN BOGDANOVIC

KELLY OUBRE JR.

JASON SMITH

TREY BURKE

TOMAS SATORANSKY

BRANDON JENNINGS

DANIEL OCHIEFU

SHELDON McCLELLAN

IAN MAHINMI

CHRIS McCULLOUGH



PLAYOFFS